

## ecocirc PREMIUM...6/ SERIES HYDRAULIC PERFORMANCE TABLES

### (CONSTANT SPEED)

### (CONSTANT PRESSURE)

PUMP TYPE ecocirc PREMIUM 230V 50Hz	EEI ≤  (1)	POWER ABSORBED		SPEED	Q = DELIVERY											
		MIN W	MAX W		l/s 0	0,06	0,11	0,17	0,22	0,31	0,44	0,56	0,69	0,89		
					m <sup>3</sup> /h 0	0,2	0,4	0,6	0,8	1,1	1,6	2,0	2,5	3,2		
H = TOTAL HEAD METRES COLUMN OF WATER																
15-6/130	0,23	4	42	min	0,5	0,5	0,4	0,4	0,3	0,1						
20-6/130	0,23															
25-6/130	0,23					max	5,9	5,6	5,3	5,0	4,7	4,3	3,6	3,0	2,1	0,9
25-6/180	0,23															
32-6/180	0,23															

Performances according to standards EN 16297-2.

(1) Energy efficiency index.

ecocircP6-c-50-en\_c\_th

### (PROPORTIONAL PRESSURE)

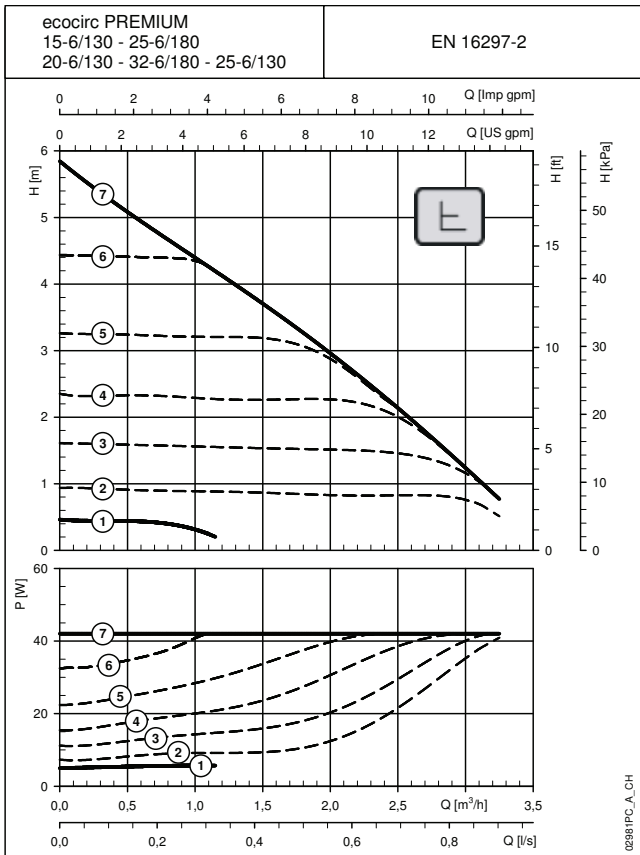
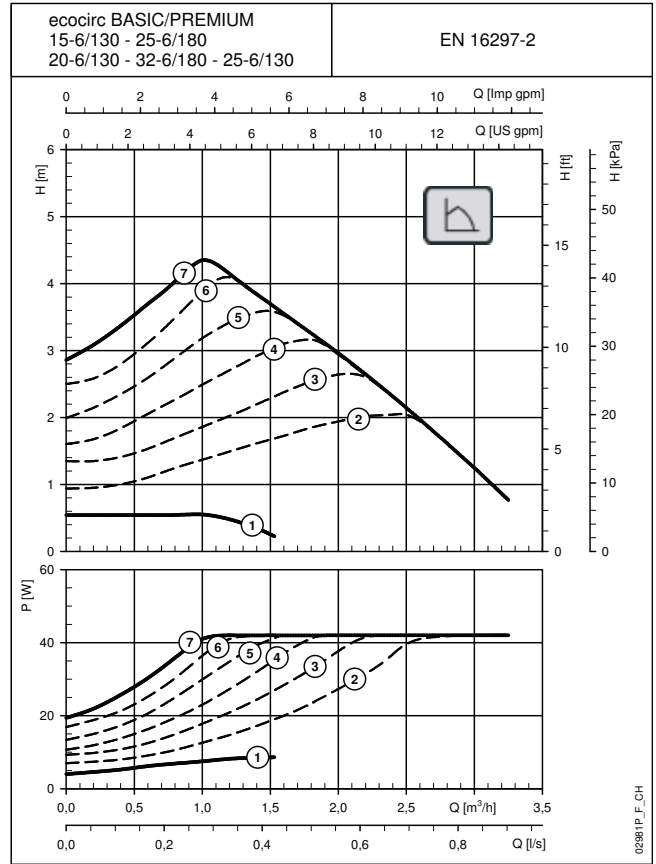
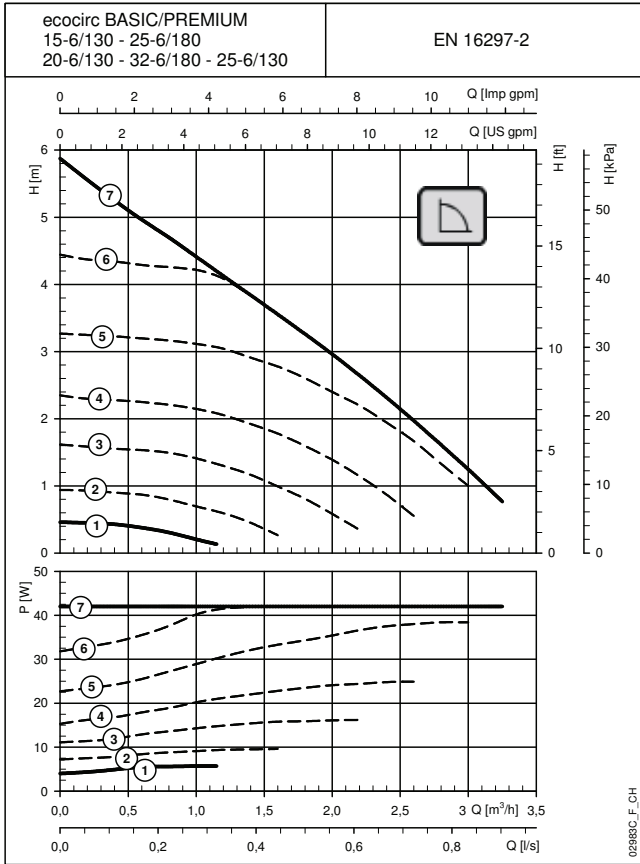
PUMP TYPE ecocirc PREMIUM 230V 50Hz	EEI ≤  (1)	POWER ABSORBED		CURRENT ABSORBED		SPEED	Q = DELIVERY											
		MIN W	MAX W	MIN A	MAX A		l/s 0	0,06	0,11	0,17	0,22	0,28	0,42	0,56	0,69	0,83		
							m <sup>3</sup> /h 0	0,2	0,4	0,6	0,8	1,0	1,5	2,0	2,5	3,0		
H = TOTAL HEAD METRES COLUMN OF WATER																		
15-6/130	0,23	4	42	0,09	0,47	min	0,54	0,54	0,54	0,54	0,54	0,54	0,25					
20-6/130	0,23																	
25-6/130	0,23							max	2,86	3,09	3,38	3,70	4,05	4,38	3,70	2,95	2,15	1,25
25-6/180	0,23																	
32-6/180	0,23																	

Performances according to standards EN 16297-2.

(1) Energy efficiency index.

ecocircP6-p-50-en\_c\_th

## ecocirc PREMIUM...6/ SERIES SINGLE-PHASE OPERATING CHARACTERISTICS



These performances are valid for liquids with density  $\rho = 1.0 \text{ Kg/dm}^3$  and kinematic viscosity  $\nu = 1 \text{ mm}^2/\text{sec}$ .  
 Pump operates steplessly. Lines correspond to knob settings and are for reference only.