



hydroo®

January 2019

SJ 4" - Series

Stainless steel submersible borehole pumps



PUMPALIA - CATALOGUE & PRICE LIST 2017-2018

SJ submersible borehole pump is used for the pumping of clean waters. Built entirely with stainless steel A304.

Application

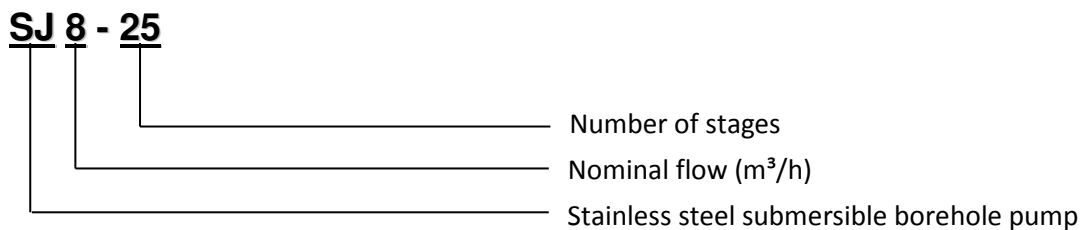
- Domestic supply
- Agricultural
- Booster systems
- Sprinkler irrigation
- Industrial applications
- Pressurization

Technical features

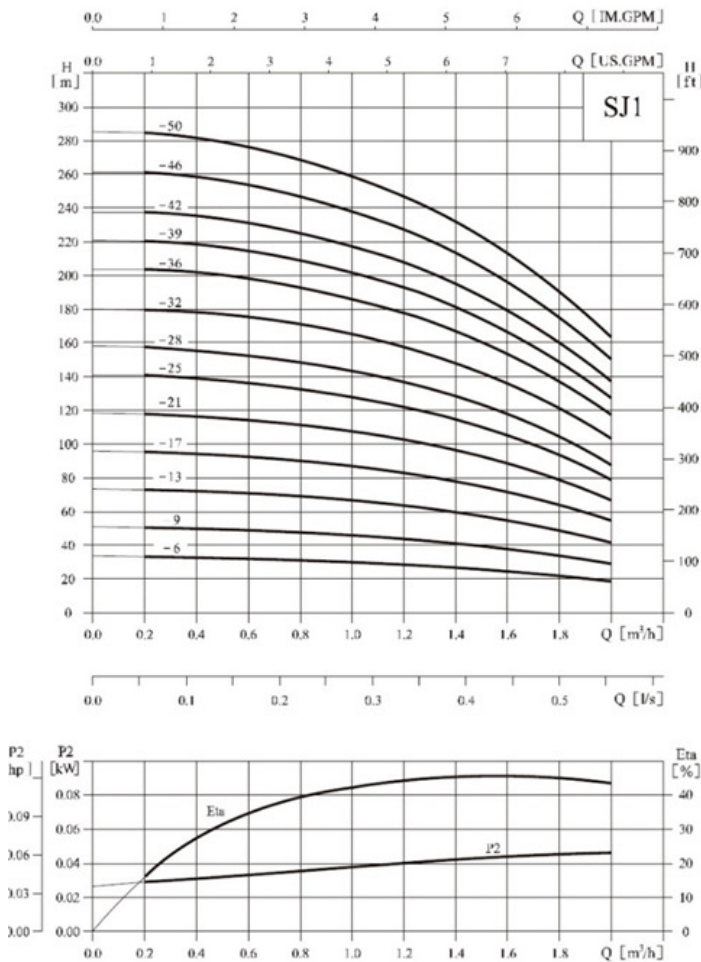
- Maximum flow: Up to 18 m³/h (300 l/min)
- Maximum Head: Up to 285 mts
- Water temperature: Up to 35°C
- Quantity of sand allowed: 100 gr/m³
- Maximum work pressure: 38 bar
- Outlet Ø: SJ1 – SJ3: Rp 1¼" / SJ5: Rp 1½" / SJ8 – SJ12: Rp 2"
- Power: From 0.37 kW to 7.5 kW
- Nema coupling motor
- Integrated check valve



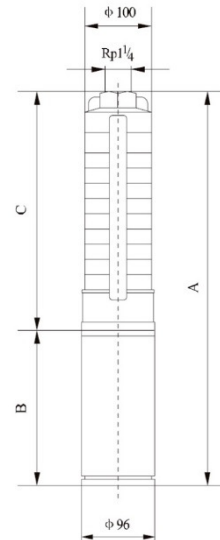
Model identification



SJ1 – Hydraulic performances at 2850rpm (50Hz)



Dimensions and weights



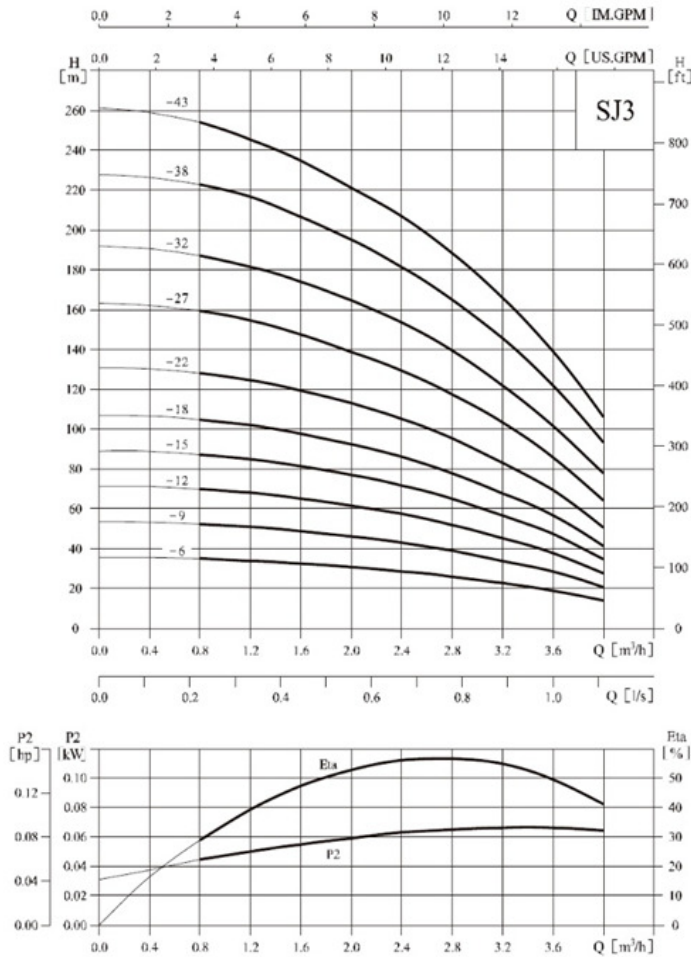
Note: Size "B" changes depending motor manufacturer

Model	Dimensions (mm)			Weight (Kg)
	A	B	C	
SJ 1-6	667	370	297	12
SJ 1-9	730	370	360	13
SJ 1-13	824	380	444	15
SJ 1-17	928	400	528	17
SJ 1-21	1052	440	612	19
SJ 1-25	1136	440	696	20
SJ 1-28	1229	470	759	23
SJ 1-32	1397	470	843	24
SJ 1-36	1397	470	927	25
SJ 1-39	1500	510	990	29
SJ 1-42	1563	510	1053	30
SJ 1-46	1647	510	1137	31
SJ 1-50	1731	510	1221	32

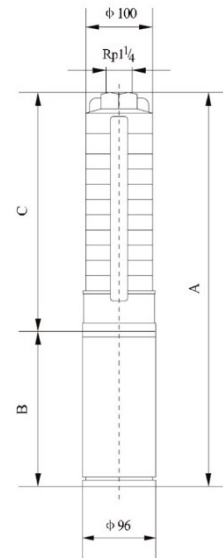
Performance table & Prices

Model	Ø Outlet	P ₂		m ³ /h l/min	0,2	0,4	0,6	0,8	1,0	1,2	1,4	1,6	1,8	2,0
		KW	HP		3,3	6,7	10,0	13,3	16,7	20,0	23,3	26,7	30,0	33,3
SJ 1-6	Rp 1 1/4"	0,37	0,5	(H) mca	33,5	33	32	31	30	29	27	25	22	19
SJ 1-9		0,37	0,5		51	50	49	48	46	44	41	38	34	29
SJ 1-13		0,55	0,75		73	72	71	69	67	64	60	55	49	42
SJ 1-17		0,75	1		96	95	92	90	87	84	78	71	64	55
SJ 1-21		1,1	1,5		119	118	115	112	108	103	97	89	80	69
SJ 1-25		1,1	1,5		141	140	137	134	129	123	116	106	95	82
SJ 1-28		1,5	2		158	157	153	150	145	138	130	119	107	92
SJ 1-32		1,5	2		180	179	175	171	165	158	148	136	122	105
SJ 1-36		1,5	2		203	202	197	192	186	178	167	153	137	118
SJ 1-39		2,2	3		221	219	214	209	202	193	181	166	149	128
SJ 1-42		2,2	3		238	236	230	225	217	208	195	179	160	137
SJ 1-46		2,2	3		260	258	252	246	238	227	213	196	176	151
SJ 1-50		2,2	3		284	282	276	269	260	248	233	214	192	165

SJ3 – Hydraulic performances at 2850rpm (50Hz)



Dimensions and weights



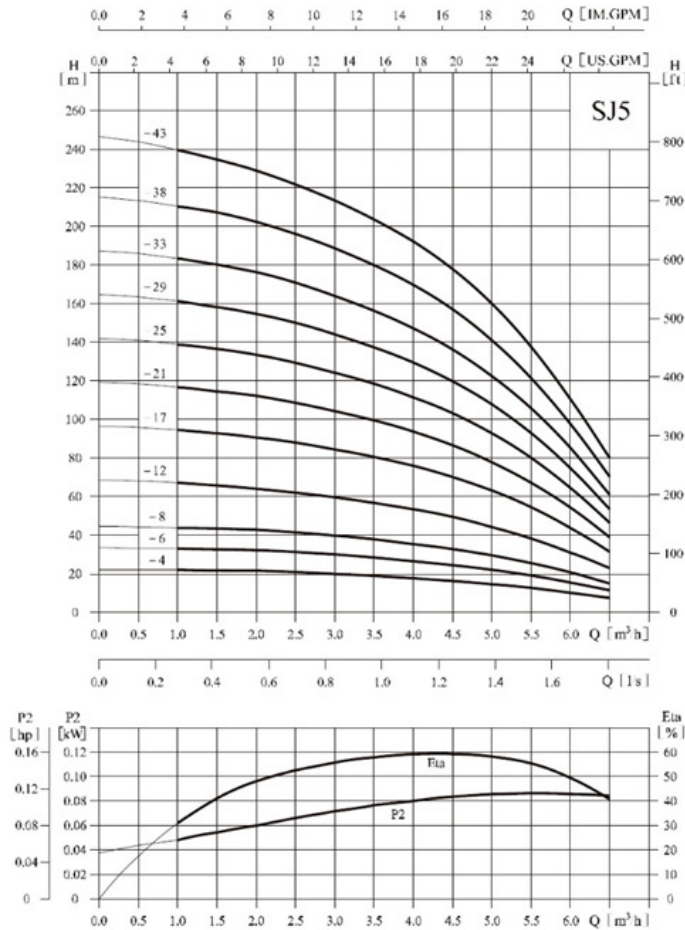
Note: Size "B" changes depending motor manufacturer

Model	Dimensions (mm)			Weight (Kg)
	A	B	C	
SJ 3-6	667	370	297	12
SJ 3-9	740	380	360	13
SJ 3-12	823	400	423	16
SJ 3-15	926	440	486	18
SJ 3-18	999	440	549	19
SJ 3-22	1103	470	633	22
SJ 3-27	1248	510	738	27
SJ 3-32	1353	510	843	28
SJ 3-38	1589	620	969	31
SJ 3-43	1694	620	1074	32

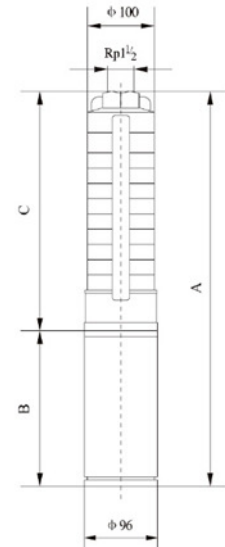
Performance table & Prices

Model	Ø Outlet	P ₂		m³/h l/min	(H) mca													
		KW	HP		0,8 13,3	1,2 20,0	1,6 26,7	2,0 33,3	2,4 40,0	2,8 46,7	3,0 50,0	3,2 53,3	3,6 60,0	4,0 66,7				
SJ 3-6	Rp 1 1/4"	0,37	0,5	36	34	32	30	28	26	24	23	18	13					
SJ 3-9		0,55	0,75	53	51	48	45	42	38	36	33	27	20					
SJ 3-12		0,75	1	70	68	64	61	57	52	49	44	37	27					
SJ 3-15		1,1	1,5	87	85	81	77	72	65	61	56	47	34					
SJ 3-18		1,1	1,5	115	103	97	92	87	78	74	68	57	42					
SJ 3-22		1,5	2	130	126	120	113	106	96	91	94	70	53					
SJ 3-27		2,2	3	159	154	146	138	130	118	111	104	87	66					
SJ 3-32		2,2	3	189	183	173	163	154	140	131	122	102	79					
SJ 3-38		3	4	224	217	205	194	183	168	157	146	122	94					
SJ 3-43		3	4	254	246	233	220	207	190	178	166	139	107					

SJ5 – Hydraulic performances at 2850rpm (50Hz)



Dimensions and weights



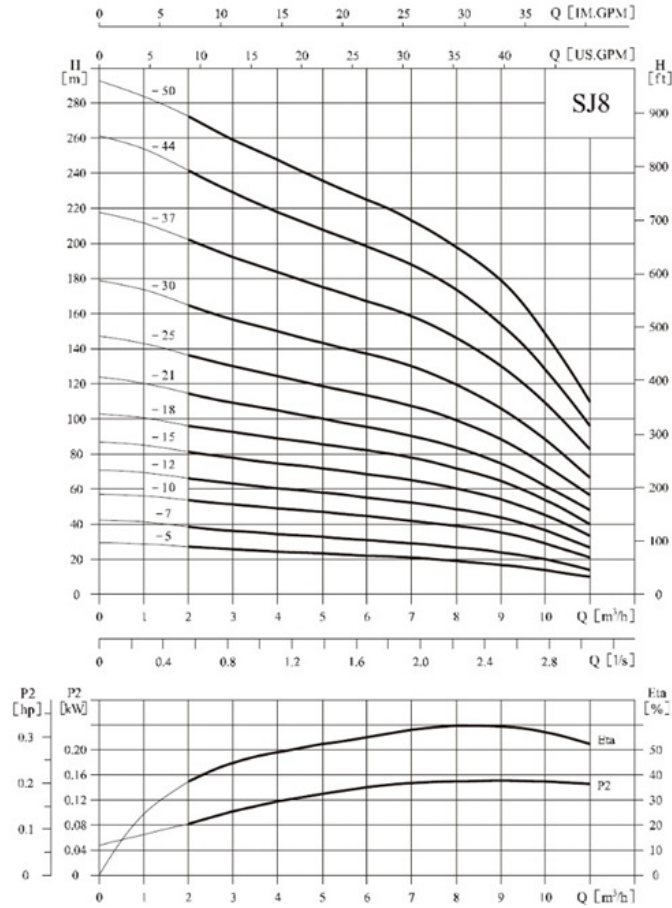
Note: Size "B" changes depending motor manufacturer

Model	Dimensions (mm)			Weight (Kg)
	A	B	C	
SJ 5-4	625	370	255	12
SJ 5-6	677	380	297	13
SJ 5-8	739	400	339	15
SJ 5-12	863	440	423	17
SJ 5-17	998	470	528	21
SJ 5-21	1122	510	612	26
SJ 5-25	1206	510	696	27
SJ 5-29	1400	620	780	29
SJ 5-33	1484	520	864	30
SJ 5-38	1719	750	969	33
SJ 5-43	1824	750	1074	35

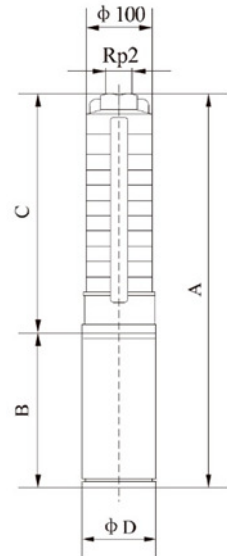
Performance table & Prices

Model	Ø Outlet	KW	P ₂ HP	m³/h l/min	1,0	2,0	3,0	3,5	4,0	4,5	5,0	5,5	6,0	6,5
					(H) mca	16,7	33,3	50,0	58,3	66,7	75,0	83,3	91,7	100,0
SJ 5-4	Rp 1½"	0,37	0,5	(H) mca	21	20,5	20	19	18	17	15	13	10	8
SJ 5-6		0,55	0,75		32	31	30	28	27	25	22	19	15	11
SJ 5-8		0,75	1		43	42	40	38	36	33	30	25	20	15
SJ 5-12		1,1	1,5		66	63	59	57	54	50	45	38	30	23
SJ 5-17		1,5	2		95	91	84	80	76	71	64	54	43	32
SJ 5-21		2,2	3		117	112	104	99	94	87	79	67	53	39
SJ 5-25		2,2	3		139	134	124	118	112	104	94	80	64	47
SJ 5-29		3	4		161	155	144	137	130	120	108	92	74	55
SJ 5-33		3	4		183	177	163	156	148	137	123	105	84	62
SJ 5-38		4	5,5		211	203	188	178	170	158	142	121	97	71
SJ 5-43		4	5,5		239	230	213	203	193	179	161	137	109	84

SJ8 – Hydraulic performances at 2850rpm (50Hz)



Dimensions and weights



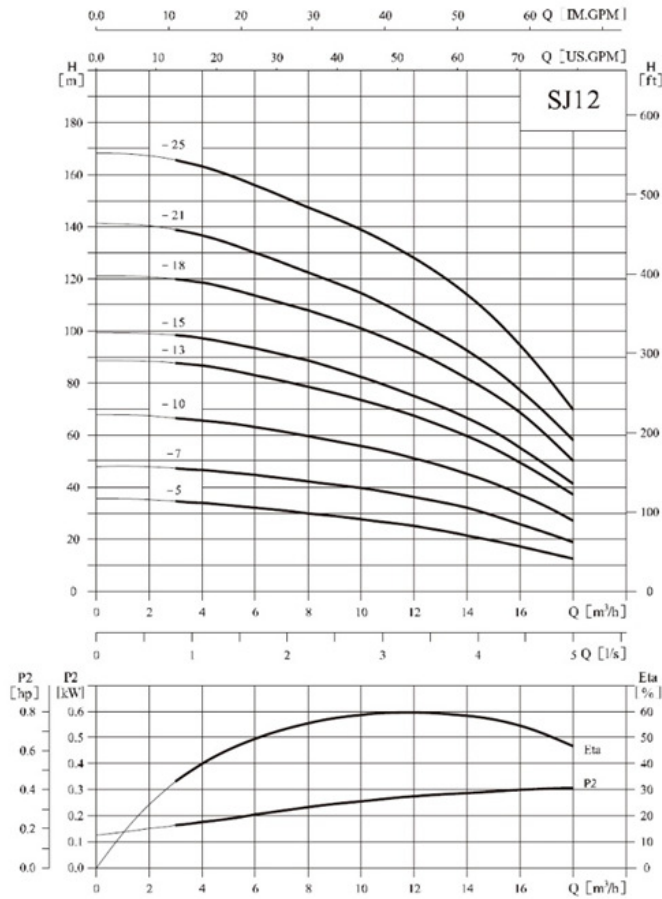
Note: Size "B" changes depending motor manufacturer

Model	Dimensions (mm)				Weight (kg)
	A	B	C	D	
SJ 8-5	853	400	453	96	16
SJ 8-7	977	440	537	96	19
SJ 8-10	1133	470	663	96	22
SJ 8-12	1257	510	747	96	27
SJ 8-15	1383	510	873	96	29
SJ 8-18	1619	520	999	96	32
SJ 8-21	1875	750	1125	96	35
SJ 8-25	2043	750	1293	96	37
SJ 8-30	2343	840	1503	96	43
SJ 8-37	2637	840	1797	96	46
SJ 8-44	3011	820	2091	96	55
SJ 8-50	3263	920	2343	96	58

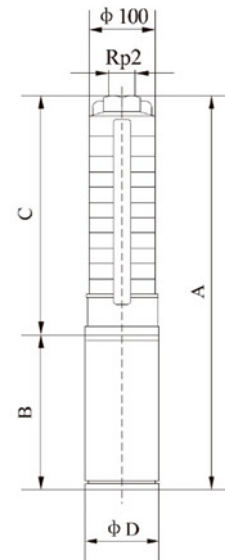
Performance table & Prices

Model	Ø Outlet	P ₂		m ³ /h l/min	2,0	3,0	4,0	5,0	6,0	7,0	8,0	9,0	10,0	11,0
		KW	HP		33,3	50,0	66,7	83,3	100,0	116,7	133,3	150,0	166,7	183,3
SJ 8-5	Rp 2"	0,75	1	(H) mca	27	26	24	23	22	21	19	17	14	10
SJ 8-7		1,1	1,5		38	36	34	33	31	29	27	24	20	14
SJ 8-10		1,5	2		54	52	50	47	45	42	39	35	29	21
SJ 8-12		2,2	3		65	62	60	57	54	51	47	42	35	26
SJ 8-15		2,2	3		81	77	74	71	68	64	59	53	44	33
SJ 8-18		3	4		95	93	89	86	81	77	71	63	53	40
SJ 8-21		4	5,5		112	108	104	100	95	90	83	74	62	47
SJ 8-25		4	5,5		135	129	124	119	113	108	99	89	74	56
SJ 8-30		5,5	7,5		162	155	149	143	136	130	119	106	88	67
SJ 8-37		5,5	7,5		201	191	184	176	167	159	147	131	109	82
SJ 8-44		7,5	10		242	227	218	209	199	190	174	156	129	98
SJ 8-50		7,5	10		272	258	248	238	226	216	198	177	147	111

SJ12 – Hydraulic performances at 2850rpm (50Hz)



Dimensions and weights




Note: Size "B" changes depending motor manufacturer

Model	Dimensions (mm)				Weight (Kg)
	A	B	C	D	
SJ 12-5	1005	470	535	96	21
SJ 12-7	1175	510	665	95	26
SJ 12-10	1480	620	860	96	30
SJ 12-13	1837	782	1055	96	34
SJ 12-15	2025	840	1185	96	38
SJ 12-18	2220	840	1380	96	40
SJ 12-21	2495	920	1575	96	47
SJ 12-25	2755	920	1835	96	50

Performance table & Prices

Model	ϕ Outlet	P_2		m^3/h l/min	3,0	4,0	6,0	8,0	10,0	12,0	14,0	16,0	18,0
		KW	HP		50,0	66,7	100,0	133,3	166,7	200,0	233,3	266,7	300,0
SJ 12-5	Rp 2"	1,5	2	(H) mca	34	33	31	29	27	25	22	18	13
SJ 12-7		2,2	3		48	46	43	40	38	35	31	25	19
SJ 12-10		3	4		67	65	62	58	55	50	45	36	27
SJ 12-13		4	5,5		88	86	81	76	71	66	59	48	36
SJ 12-15		5,5	7,5		99	97	93	88	82	76	68	55	41
SJ 12-18		5,5	7,5		120	118	112	105	99	91	81	66	50
SJ 12-21		7,5	10		138	136	130	123	115	106	95	77	58
SJ 12-25		7,5	10		166	163	155	146	137	126	113	92	69



SJ 4" - SERIES

Stainless steel submersible borehole pumps



PUMPALIA - BOMBES D'AIGUA I ACCESSORIS, SL

Pol. Ind. Pont-Xetmar – C/ F, 24

17844 Cornellà del Terri (Catalonia, Spain)

Telf.: +0034 972 596 685

Contact: gestio@pumpalia.com – <https://www.pumpalia.com/>