

SM080 / BL080



Motor model 080		R75G30__AD	R75G30__BD	R75G30__BE	1R0G30__AD	1R0G30__BD	1R0G30__BE
Voltage	V	220					
Rated output power	W	750			1000		
Rated torque	Nm	2,39	2,39	2,39	3,18	3,18	3,18
Peak torque		7,16	5,97	4,5	9,55	7,96	6
Rated current	A	3,9	3,9	3,18	5,2	5,4	4,4
Peak current		11,7	9,75	6	15,5	13,5	8,3
Constant torque	Nm/A	0,65	0,63	0,75	0,63	0,62	0,72
Rated speed	rpm	3000					
Max. Speed		5000					
Motor poles		8		10	8		10
EMF coefficient	mV/rpm	32,5	30	38	31,5	30	38
Line inductance	mH	5,1	6,3	5,3	4	5	4,2
Line resistance	ohm	1,3	1,63	1,42	0,96	1,1	0,96
Moment of inertia	kg·m ² ·10 ⁻⁴	2		1,96	2,5		2,45
Weight	kg	3		2,85	3,65		3,57






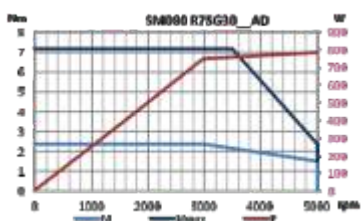
SM080 / BL080 con freno



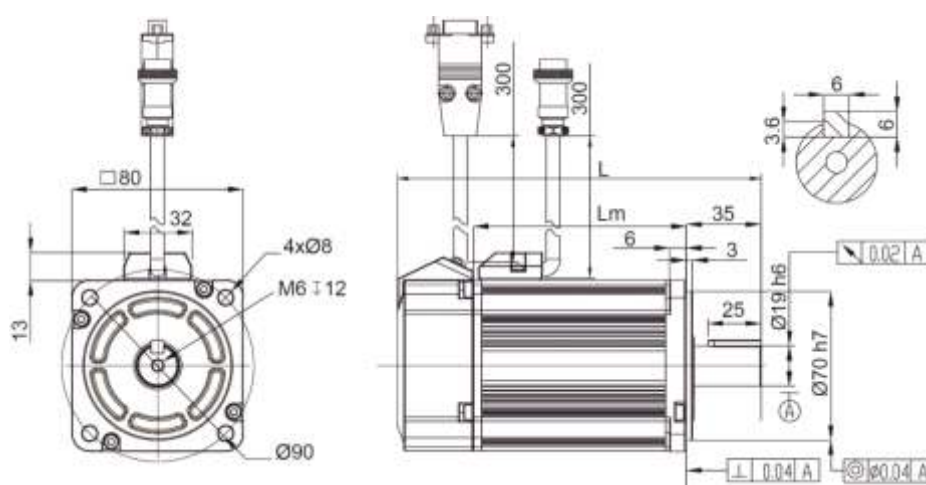
Motor model 080 with brake		R75G30__AD	R75G30__BD	R75G30__BE	1R0G30__AD	1R0G30__BD	1R0G30__BE
Voltage	V	220					
Rated output power	W	750			1000		
Rated torque	Nm	2,39	2,39	2,39	3,18	3,18	3,18
Peak torque		7,16	5,97	4,5	9,55	7,96	6
Rated current	A	3,9	3,9	3,18	5,2	5,4	4,4
Peak current		11,7	9,75	6	15,5	13,5	8,3
Constant torque	Nm/A	0,65	0,63	0,75	0,63	0,62	0,72
Rated speed	rpm	3000					
Max. Speed		5000					
Motor poles		8		10	8		10
EMF coefficient	mV/rpm	32,5	30	38	31,5	30	38
Line inductance	mH	5,1	6,3	5,3	4	5	4,2
Line resistance	ohm	1,3	1,63	1,42	0,96	1,1	0,96
Moment of inertia	kg·m ² ·10 ⁻⁴	2		1,96	2,5		2,45
Rated voltage of the brake	V	24 ± 2,4					
Rated power of the brake	W	12					
Holding torque of the brake	Nm	3,5					
Weight	kg	4		3,8	4,65		4,42

Nota: Todos los " ____ " son espacios reservados para completar la nomenclatura en cada modelo.

SM080 / BL080



Dimensiones gama Servomotores Estándar y Motores Brushless SM080 / BL080



SM080 / BL080

Model	P (W)	Lm	L
R75G30___	750	100	170
1R0G30___	1000	125	195

SM080/BL080 WITH BRAKE

Model	P (W)	Lm	L
R75G30___	750	151	221
1R0G30___	1000	176	246

Encoders

Servomotors Estándar

Sensor	Type	Lines	Resolution	Measurements (1)
Encoder	Incremental	9	1250 ppr	ABZ
			2500 ppr	
			5000 ppr	
		15	1250 ppr	ABZ ± UVW
	2500 ppr			
		5000 ppr		
	Magnetic Absolute single ring			
	Absolute Multi ring			
		Resolver		
		Hall sensor		

Notas:

El encoder señalado es el estándar. Los demás encoders están disponibles bajo comanda.

(1) Los conectores encoders tienen 15 pins para las señales:

A+, A-, B+, B-, Z+, Z-, U+, U-, V+, V-, W+, W-, 5V, GND, NC