

Servomotores Estándar y Motores Brushless

SM130 / BL130









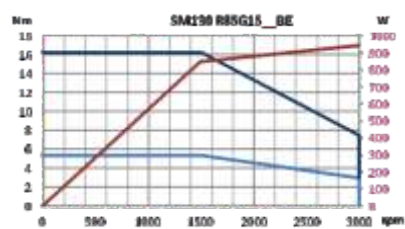
Motor model 130		R85G15_BE	R85I15_BE	1R3G15_BE	1R3I15_BE	1R8G15_BE	1R8I15_BE	2R0I15_BE	
Voltage	V	220	380	220	380	220	380	380	
Rated output power	W	850		1300		1800		2000	
Rated torque	Nm	5,39	5,4	8,28	8,28	11,46	11,46	12,7	
Peak torque		16,2	19,98	24,8	27,28	24,8	27,28	38,1	
Rated current	A	5,3	3,31	8,6	4,67	10,8	6,03	6,51	
Peak current		16,9	12,24	24,6	15,41	34,38	14,35	23,57	
Constant torque	Nm/A	1,05	1,75	1,03	1,77	1,18	1,9	1,95	
Rated speed	rpm					1500			
Max. Speed						3000			
Motor poles						10			
EMF coefficient	mV/rpm	51	88	50	92	51,4	96	88	
Line inductance	mH	5,8	13,45	3,6	9,04	2,8	7,59	6,49	
Line resistance	ohm	0,63	1,5	0,35	0,87	0,27	0,76	0,62	
Moment of inertia	kg·m ² ·10 ⁻⁴	13		18,8		24,55			
Weight	kg	7,8		9,6		11,4		12	

SM130 / BL130 con freno

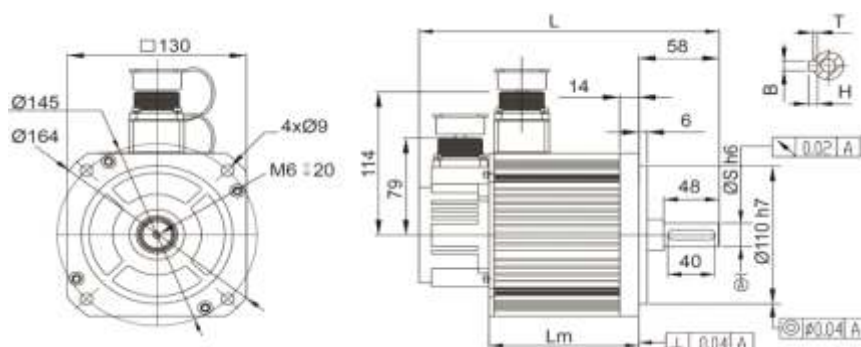
Motor model 130 with brake		R85G15_BE	R85I15_BE	1R3G15_BE	1R3I15_BE	1R8G15_BE	1R8I15_BE	2R0I15_BE	
Voltage	V	220	380	220	380	220	380	380	
Rated output power	W	850		1300		1800		2000	
Rated torque	Nm	5,39	5,4	8,28	8,28	11,46	11,46	12,7	
Peak torque		16,2	19,98	24,8	27,28	24,8	27,28	38,1	
Rated current	A	5,3	3,31	8,6	4,67	10,8	6,03	6,51	
Peak current		16,9	12,24	24,6	15,41	34,38	14,35	23,57	
Constant torque	Nm/A	1,05	1,75	1,03	1,77	1,18	1,9	1,95	
Rated speed	rpm					1500			
Max. Speed						3000			
Motor poles						10			
EMF coefficient	mV/rpm	51	88	50	92	51,4	96	88	
Line inductance	mH	5,8	13,45	3,6	9,04	2,8	7,59	6,49	
Line resistance	ohm	0,63	1,5	0,35	0,87	0,27	0,76	0,62	
Moment of inertia	kg·m ² ·10 ⁻⁴	13		18,8		24,55			
Rated voltage of the brake	V					24 ± 2,4			
Rated power of the brake	W					32			
Holding torque of the brake	Nm					16			
Weight	kg	8,8		10,6		12,4		13	

Nota: Todos los "_____" son espacios reservados para completar la nomenclatura en cada modelo.

SM130 / BL130



Dimensiones gama Servomotores Estándar y Motores Brushless SM130 / BL130



SM 130 / BL130

MODEL	P (W)	Lm	L	S	B	H	T
R85G15____ R85I15____	850	109	218	19	6	6	3,6
1R3G15____ 1R3I15____	1300	134	243	22	8	7	4
1R8G15____ 1R8I15____	1800	159	268	24	8	7	4
2R0I15____	2000	159	268	24	8	7	4

SM 130 / BL 130 WITH BRAKE

MODEL	P (W)	Lm	L	S	B	H	T
R85G15__B R85I15__B	850	163,5	218	19	6	6	3,6
1R3G15__B 1R3I15__B	1300	188,5	298	22	8	7	4
1R8G15__B 1R8I15__B	1800	213,5	323	24	8	7	4
2R0I15__B	2000	213,5	323	24	8	7	4

Encoders

Servomotors Estándar

Sensor	Type	Lines	Resolution	Measurements (1)
Encoder	Incremental	9	1250 ppr	ABZ
			2500 ppr	
			5000 ppr	
		15	1250 ppr	ABZ ± UVW
	2500 ppr			
		5000 ppr		
	Magnetic Absolute single ring			
	Absolute Multi ring			
		Resolver		
		Hall sensor		

Notas:

El encoder señalado es el estándar. Los demás encoders están disponibles bajo comanda.

(1) Los conectores encoders tienen 15 pins para las señales:

A+, A-, B+, B-, Z+, Z-, U+, U-, V+, V-, W+, W-, 5V, GND, NC