

# Circuito del Jarama

## Campeonato de España de Resistencia y de GT

### Carrera 1 Clase 1-GT

#### Resultados Provisionales



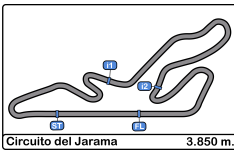
Cls	Nº	Equipo	Nac	Piloto 1	Nac	Piloto 2	Nac	Vehiculo	Cat	Cl	Vtas	Tiempo Tot	Dif 1º	Interval	Km/h	V.R.	Tiempo	Km/h		
1	115	Pcr Sport		<b>Josep Mayola Comadira</b>	ESP	JF	Francesc Gutiérrez Agüí	ESP	Ferrari 458	C1	1	30	<b>50:18.852</b>		137.7	18	1:34.600	146.5		
2	108	E2P Esc. Española Pilotos		Kosta Kanaroglou	GRC				Mosler MT900	C1	2	30	<b>51:02.998</b>	44.146	44.146	135.7	5	1:35.666	144.8	
3	102	Willi Motorsport		David Serban	ROU	Jr.			Audi R8 GT4	C3	1	29	<b>51:18.949</b>	1 Lap	1 Lap	130.5	9	1:39.205	139.7	
4	110	Miguel Fernandez Yuste		<b>Miguel Fernandez Yuste</b>	ESP		José Martínez Bueno	ESP	KTM X-Bow	C2	1	29	<b>51:20.758</b>	1 Lap	1.809	130.4	11	1:39.608	139.1	
5	188	NM Racing Team		<b>Maxime Guillemat</b>	ESP	Jr.	Jesús A. De Martin Muñoz	ESP	JF	Ginetta G55 GT4	C3	2	29	<b>51:47.851</b>	1 Lap	27.093	129.3	4	1:40.392	138.0
6	17	RC2 Junior Team		Raul Martínez Bedmar	ESP		<b>Ruben Martinez Bedmar</b>	ESP		CUPRA TCR	TCR	1	29	<b>52:00.308</b>	1 Lap	12.457	128.8	7	1:40.797	137.5
7	101	Philippe Gruau		Philippe Gruau	FRA	JF			Vortex V8	C1	3	28	<b>48:57.120</b>	2 Laps	1 Lap	132.1	20	1:39.087	139.8	
8	178	R. A. C Circuito Guadalupe		<b>Luis López Anós</b>	ESP	JF	Alvaro Rodríguez Sastre	ESP		Porsche 911 991 GT3 Cup	C2	2	28	<b>50:23.448</b>	2 Laps	1:26.328	128.3	19	1:38.089	141.3
9	15	Monlau Competición		Alba Cano Ramírez	ESP	Da			CUPRA TCR DSG	TCR	2	28	<b>50:32.458</b>	2 Laps	9.010	127.9	6	1:41.250	136.8	
10	23	RC2 Junior Team		<b>Didac Ros Fernandez</b>	ESP	Jr.	José Luis García Molina	ESP	JF	CUPRA TCR DSG	TCR	3	27	<b>50:31.010</b>	3 Laps	1 Lap	123.4	7	1:41.261	136.8
11	134	Emmanuel Righi		<b>Emmanuel Righi</b>	CHE		Philippe Bonnel	FRA		Maserati Trofeo MC GT4	C3	3	27	<b>51:00.318</b>	3 Laps	29.308	122.2	11	1:46.094	130.6
12	13	Baporo Motorsport		Amalia Vinyes Dabad	AND	Da				CUPRA TCR DSG	TCR	4	27	<b>52:01.386</b>	3 Laps	1:01.068	119.8	6	1:41.131	137.0
13	64	Chefo Abella		<b>Pierre Arraou</b>	FRA	JF	Samuel Pineda Sanchez	ESP		Peugeot 308 Racing Cup.	D2	1	26	<b>50:31.650</b>	4 Laps	1 Lap	118.8	22	1:47.231	129.2
<b>No Clasificados: (Requerimientos: 70% del número de vueltas del líder = 21 Vueltas)</b>																				
16		Tecnicars Racing Team		Evgeni Leonov	ESP		<b>Mikel Azcona Troyas</b>	ESP	Jr.	CUPRA TCR DSG	TCR	5	20	<b>36:02.954</b>	10 Laps	6 Laps	128.1	5	1:38.941	140.0
7		Monlau Competición		<b>Gianluigi Vicinanza</b>	ITA	JF	Álex Cosin Camps	ESP		CUPRA TCR	TCR	6	20	<b>36:24.593</b>	10 Laps	21.639	126.8	6	1:41.630	136.3
2		SMC Junior Motorsport		Gonzalo Martín de Andres	ESP		<b>Enrique Hernando Alonso</b>	ESP	Jr.	Peugeot 308 TCR	TCR	7	18	<b>52:05.042</b>	12 Laps	2 Laps	79.8	6	1:41.641	136.3
36		Pcr Sport		<b>Guillermo Aso Arijol</b>	ESP		Álvaro Fontes Blanco			CUPRA TCR DSG	TCR	8	16	<b>30:53.811</b>	14 Laps	2 Laps	119.6	2	1:41.804	136.1
66		Julio Carayol Casas		Julio Carayol Casas	ESP					CUPRA TCR	TCR	9	12	<b>27:02.765</b>	18 Laps	4 Laps	102.4	2	1:46.200	130.5
35		RC2 Junior Team		Eduardo Lázaro Bercedo	ESP	JF				Seat Leon Supercopa MK2	D2	2	11	<b>20:40.217</b>	19 Laps	1 Lap	122.9	4	1:48.020	128.3
71		Chefo Sport		Luis F. Pérez Espallargas	ESP		<b>Nicolas Abella</b>	ESP	Jr.	Peugeot 308 Racing Cup.	D2	3	5	<b>9:20.985</b>	25 Laps	6 Laps	123.5	5	1:45.335	131.5
126		NM Racing Team		<b>Albert Estragues Valencia</b>	ESP	Jr.	Ignacio Cabezas Ruiz	ESP		Transam Euro	C2	3	4	<b>6:57.073</b>	26 Laps	1 Lap	132.9	4	1:39.834	138.8
111		Escudería Lagun Artea		Pablo Yeregui Ybarra	ESP		<b>Daniel Carretero Ortega</b>	ESP		Ginetta G55 GT4	C3	4								
77		Baporo Motorsport		<b>Alberto Vescovi</b>	ITA	JF	Roberto Ferri	ITA	JF	CUPRA TCR	TCR	10								
72		Alexander Villanueva Ruiz		Alexander Villanueva Ruiz	ESP	JF	<b>Alexander Villanueva Brox</b>	ESP		CUPRA TCR DSG	TCR	11								

Vuelta Rápida Mayola Comadira - Gutiérrez Agüí en 1:34.600 a 146.5 Km/h en la vuelta 18

Publicado a las:.....

<b>Comisarios Deportivos:</b>	<b>Director de Carrera:</b>	<b>Cronometrador:</b>
-------------------------------	-----------------------------	-----------------------





**Circuito del Jarama**  
**Campeonato de España de Resistencia y de GT**  
**Carrera 1 Clase 1-GT**  
**Resultados Provisionales por categoria**



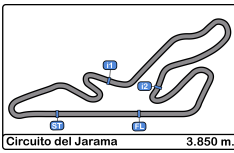
Cls	Nº	Equipo	Nac	Piloto 1	Nac	Piloto 2	Nac	Vehiculo	Cat	Cl	Vtas	Tiempo Tot	Dif 1º	Interval	Km/h	V.R.	Tiempo	Km/h				
<b>C1</b>																						
1	115	Pcr Sport		<b>Josep Mayola Comadira</b>	ESP	JF	Francesc Gutiérrez Agúí	ESP	Ferrari 458	C1	1	30	<b>50:18.852</b>		137.7	18	1:34.600	146.5				
2	108	E2P Esc. Española Pilotos		Kosta Kanaroglou	GRC			Mosler MT900	C1	2	30	<b>51:02.998</b>	44.146	44.146	135.7	5	1:35.666	144.8				
3	101	Philippe Gruau		Philippe Gruau	FRA	JF		Vortex V8	C1	3	28	<b>48:57.120</b>	2 Laps	2 Laps	132.1	20	1:39.087	139.8				
<b>C3</b>																						
1	102	Willi Motorsport		David Serban	ROU	Jr.		Audi R8 GT4	C3	1	29	<b>51:18.949</b>			130.5	9	1:39.205	139.7				
2	188	NM Racing Team		<b>Maxime Guillemat</b>	ESP	Jr.	Jesús A. De Martin Muñoz	ESP	JF			Ginetta G55 GT4	C3	2	29	<b>51:47.851</b>	1 Lap	28.902	129.3	4	1:40.392	138.0
3	134	Emmanuel Righi		<b>Emmanuel Righi</b>	CHE		Philippe Bonnel	FRA				Maserati Trofeo MC GT4	C3	3	27	<b>51:00.318</b>	3 Laps	2 Laps	122.2	11	1:46.094	130.6
<b>No Clasificados: (Requerimientos: 70% del número de vueltas del líder = 21 Vueltas)</b>																						
	111	Escudería Lagun Artea		Pablo Yeregui Ybarra	ESP		<b>Daniel Carretero Ortega</b>	ESP				Ginetta G55 GT4	C3	4								
<b>C2</b>																						
1	110	Miguel Fernandez Yuste		<b>Miguel Fernandez Yuste</b>	ESP		José Martínez Bueno	ESP				KTM X-Bow	C2	1	29			130.4	11	1:39.608	139.1	
2	178	R. A. C Circuito Guadalope		<b>Luis López Anós</b>	ESP	JF	Alvaro Rodriguez Sastre	ESP				Porsche 911 991 GT3 Cup	C2	2	28	<b>50:23.448</b>	2 Laps	1 Lap	128.3	19	1:38.089	141.3
<b>No Clasificados: (Requerimientos: 70% del número de vueltas del líder = 21 Vueltas)</b>																						
	126	NM Racing Team		<b>Albert Estragues Valencia</b>	ESP	Jr.	Ignacio Cabezas Ruiz	ESP				Transam Euro	C2	3	4	<b>6:57.073</b>	26 Laps	24 Laps	132.9	4	1:39.834	138.8
<b>TCR</b>																						
1	17	RC2 Junior Team		Raul Martínez Bedmar	ESP		<b>Ruben Martinez Bedmar</b>	ESP				CUPRA TCR	TCR	1	29	<b>52:00.308</b>			128.8	7	1:40.797	137.5
2	15	Monlau Competición		Alba Cano Ramirez	ESP	Da						CUPRA TCR DSG	TCR	2	28	<b>50:32.458</b>	2 Laps	1 Lap	127.9	6	1:41.250	136.8
3	23	RC2 Junior Team		<b>Didac Ros Fernandez</b>	ESP	Jr.	José Luís García Molina	ESP	JF			CUPRA TCR DSG	TCR	3	27	<b>50:31.010</b>	3 Laps	1 Lap	123.4	7	1:41.261	136.8
4	13	Baporo Motorsport		Amalia Vinyes Dabad	AND	Da						CUPRA TCR DSG	TCR	4	27	<b>52:01.386</b>	3 Laps	1:30.376	119.8	6	1:41.131	137.0
<b>No Clasificados: (Requerimientos: 70% del número de vueltas del líder = 21 Vueltas)</b>																						
	16	Tecnics Racing Team		Evgeni Leonov	ESP		<b>Mikel Azcona Troyas</b>	ESP	Jr.			CUPRA TCR DSG	TCR	5	20	<b>36:02.954</b>	10 Laps	7 Laps	128.1	5	1:38.941	140.0
	7	Monlau Competición		<b>Gianluigi Vicinanza</b>	ITA	JF	Álex Cosin Camps	ESP				CUPRA TCR	TCR	6	20	<b>36:24.593</b>	10 Laps	21.639	126.8	6	1:41.630	136.3
	2	SMC Junior Motorsport		Gonzalo Martin de Andres	ESP		<b>Enrique Hernando Alonso</b>	ESP	Jr.			Peugeot 308 TCR	TCR	7	18	<b>52:05.042</b>	12 Laps	2 Laps	79.8	6	1:41.641	136.3
	36	Pcr Sport		<b>Guillermo Aso Arjol</b>	ESP		Álvaro Fontes Blanco					CUPRA TCR DSG	TCR	8	16	<b>30:53.811</b>	14 Laps	2 Laps	119.6	2	1:41.804	136.1
	66	Julio Carayol Casas		Julio Carayol Casas	ESP							CUPRA TCR	TCR	9	12	<b>27:02.765</b>	18 Laps	4 Laps	102.4	2	1:46.200	130.5
	77	Baporo Motorsport		<b>Alberto Vescovi</b>	ITA	JF	Roberto Ferri	ITA	JF			CUPRA TCR	TCR	10								
	72	Alexander Villanueva Ruiz		Alexander Villanueva Ruiz	ESP	JF	<b>Alexander Villanueva Brox</b>	ESP				CUPRA TCR DSG	TCR	11								
<b>D2</b>																						
1	64	Chefo Abella		<b>Pierre Arrau</b>	FRA	JF	Samuel Pineda Sanchez	ESP				Peugeot 308 Racing Cup.	D2	1	26	<b>50:31.650</b>			118.8	22	1:47.231	129.2
<b>No Clasificados: (Requerimientos: 70% del número de vueltas del líder = 21 Vueltas)</b>																						
	35	RC2 Junior Team		Eduardo Lázaro Bercedo	ESP	JF						Seat Leon Supercopa MK2	D2	2	11	<b>20:40.217</b>	19 Laps	15 Laps	122.9	4	1:48.020	128.3
	71	Chefo Sport		Luis F. Pérez Espallargas	ESP		<b>Nicolas Abella</b>	ESP	Jr.			Peugeot 308 Racing Cup.	D2	3	5	<b>9:20.985</b>	25 Laps	6 Laps	123.5	5	1:45.335	131.5

**Vuelta Rápida Mayola Comadira - Gutiérrez Agúí en 1:34.600 a 146.5 Km/h en la vuelta 18**

Publicado a las:.....

<b>Comisarios Deportivos:</b>	<b>Director de Carrera:</b>	<b>Cronometrador:</b>
-------------------------------	-----------------------------	-----------------------





**Circuito del Jarama**  
**Campeonato de España de Resistencia y de GT**  
**Carrera 1 Clase 1-GT**  
**Resultados Provisionales por categoria**



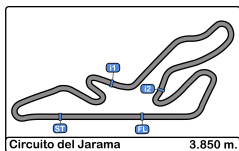
Cls	Nº	Equipo	Nac	Piloto 1	Nac	Piloto 2	Nac	Vehiculo	Cat	Cl	Vtas	Tiempo Tot	Dif 1º	Interval	Km/h	V.R.	Tiempo	Km/h	
<b>PAGID TCR</b>																			
1	17	RC2 Junior Team	ESP	Raul Martínez Bedmar	ESP	<u>Ruben Martinez Bedmar</u>	ESP	CUPRA TCR	TCR	1	29	<b>52:00.308</b>			128.8	7	1:40.797	137.5	
2	15	Monlau Competición	ESP	Alba Cano Ramirez	ESP	Platinu		CUPRA TCR DSG	TCR	2	28	<b>50:32.458</b>	2 Laps	1 Lap	127.9	6	1:41.250	136.8	
3	23	RC2 Junior Team	ESP	<u>Didac Ros Fernandez</u>	ESP	José Luis García Molina	ESP	Gold CUPRA TCR DSG	TCR	3	27	<b>50:31.010</b>	3 Laps	1 Lap	123.4	7	1:41.261	136.8	
4	13	Baporo Motorsport	AND	Amalia Vinyes Dabad	AND	Platinu		CUPRA TCR DSG	TCR	4	27	<b>52:01.386</b>	3 Laps	1:30.376	119.8	6	1:41.131	137.0	
<b>No Clasificados: (Requerimientos: 70% del número de vueltas del líder = 21 Vueltas)</b>																			
16		Tecnicars Racing Team	ESP	Evgeni Leonov	ESP	<u>Mikel Azcona Troyas</u>	ESP	CUPRA TCR DSG	TCR	5	20	<b>36:02.954</b>	10 Laps	7 Laps	128.1	5	1:38.941	140.0	
7		Monlau Competición	ITA	<u>Gianluigi Vicinanza</u>	ITA	Álex Cosin Camps	ESP	CUPRA TCR	TCR	6	20	<b>36:24.593</b>	10 Laps	21.639	126.8	6	1:41.630	136.3	
36		Pcr Sport	ESP	<u>Guillermo Aso Arijol</u>	ESP	Álvaro Fontes Blanco		CUPRA TCR DSG	TCR	8	16	<b>30:53.811</b>	14 Laps	4 Laps	119.6	2	1:41.804	136.1	
77		Baporo Motorsport	ITA	<u>Alberto Vescovi</u>	ITA	Roberto Ferri	ITA	Gold CUPRA TCR	TCR	10									

**Vuelta Rápida Mayola Comadira - Gutiérrez Agüi en 1:34.600 a 146.5 Km/h en la vuelta 18**

Publicado a las:.....

<b>Comisarios Deportivos:</b>	<b>Director de Carrera:</b>	<b>Cronometrador:</b>
-------------------------------	-----------------------------	-----------------------

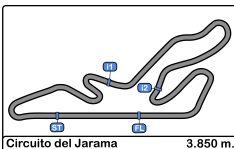




**Circuito del Jarama**  
**Campeonato de España de Resistencia y de GT**  
**Carrera 1 Clase 1-GT**  
**Clasificación Provisional por Vuelta Rápida de Piloto**



Cl	Nº	Equipo	Nac	Vehiculo	Piloto	Nac	Cat	Cl	Vtas	V.R.	Tiempo	Dif 1º	Intervalo	Km/h	
1	115	Pcr Sport		Ferrari 458	Francesc Gutiérrez A	ESP	C1	1	17	5	1:34.600			146.5	
2	108	E2P Esc. Española Pilotos		Mosler MT900	Kosta Kanaroglou	GRC	C1	2	30	5	1:35.666	1.066	1.066	144.8	
3	115	Pcr Sport		Ferrari 458	Josep Mayola Coma	ESP	JF	C1	3	13	4	1:37.316	2.716	1.650	142.4
4	178	R. A. C Circuito Guadalupe		Porsche 911 991 GT3 Cup	Alvaro Rodriguez Sa	ESP		C2	1	16	7	1:38.089	3.489	0.773	141.3
5	16	Tecnicars Racing Team		CUPRA TCR DSG	Mikel Azcona Troyas	ESP	Jr.	TCR	1	15	5	1:38.941	4.341	0.852	140.0
6	101	Philippe Gruau		Vortex V8	Philippe Gruau	FRA	JF	C1	4	28	20	1:39.087	4.487	0.146	139.8
7	102	Willi Motorsport		Audi R8 GT4	David Serban	ROU	Jr.	C3	1	29	9	1:39.205	4.605	0.118	139.7
8	110	Miguel Fernandez Yuste		KTM X-Bow	Miguel Fernandez Yu	ESP		C2	2	15	11	1:39.608	5.008	0.403	139.1
9	126	NM Racing Team		Transam Euro	Albert Estragues Val	ESP	Jr.	C2	3	4	4	1:39.834	5.234	0.226	138.8
10	188	NM Racing Team		Ginetta G55 GT4	Maxime Guillemat	ESP	Jr.	C3	2	16	4	1:40.392	5.792	0.558	138.0
11	17	RC2 Junior Team		CUPRA TCR	Ruben Martinez Bed	ESP		TCR	2	15	7	1:40.797	6.197	0.405	137.5
12	13	Baporo Motorsport		CUPRA TCR DSG	Amalia Vinyes Dabad	AND	Da	TCR	3	27	6	1:41.131	6.531	0.334	137.0
13	15	Monlau Competición		CUPRA TCR DSG	Alba Cano Ramirez	ESP	Da	TCR	4	28	6	1:41.250	6.650	0.119	136.8
14	23	RC2 Junior Team		CUPRA TCR DSG	Didac Ros Fernande	ESP	Jr.	TCR	5	14	7	1:41.261	6.661	0.011	136.8
15	7	Monlau Competición		CUPRA TCR	Gianluigi Vicinanza	ITA	JF	TCR	6	12	6	1:41.630	7.030	0.369	136.3
16	2	SMC Junior Motorsport		Peugeot 308 TCR	Enrique Hernando Al	ESP	Jr.	TCR	7	12	6	1:41.641	7.041	0.011	136.3
17	36	Pcr Sport		CUPRA TCR DSG	Guillermo Aso Arjol	ESP		TCR	8	14	2	1:41.804	7.204	0.163	136.1
18	7	Monlau Competición		CUPRA TCR	Álex Cosin Camps	ESP		TCR	9	8	3	1:42.515	7.915	0.711	135.1
19	17	RC2 Junior Team		CUPRA TCR	Raul Martínez Bedm	ESP		TCR	10	14	3	1:42.762	8.162	0.247	134.8
20	188	NM Racing Team		Ginetta G55 GT4	Jesús A. De Martin	ESP	JF	C3	3	13	4	1:43.002	8.402	0.240	134.5
21	110	Miguel Fernandez Yuste		KTM X-Bow	José Martinez Bueno	ESP		C2	4	14	11	1:43.112	8.512	0.110	134.4
22	2	SMC Junior Motorsport		Peugeot 308 TCR	Gonzalo Martin de A	ESP		TCR	11	6	3	1:43.596	8.996	0.484	133.7
23	178	R. A. C Circuito Guadalupe		Porsche 911 991 GT3 Cup	Luis López Anós	ESP	JF	C2	5	12	11	1:43.786	9.186	0.190	133.5
24	23	RC2 Junior Team		CUPRA TCR DSG	José Luis García Mol	ESP	JF	TCR	12	13	2	1:44.126	9.526	0.340	133.1
25	71	Chefo Sport		Peugeot 308 Racing Cup.	Nicolas Abella	ESP	Jr.	D2	1	5	5	1:45.335	10.735	1.209	131.5
26	134	Emmanuel Righi		Maserati Trofeo MC GT4	Emmanuel Righi	CHE		C3	4	13	11	1:46.094	11.494	0.759	130.6
27	66	Julio Carayol Casas		CUPRA TCR	Julio Carayol Casas	ESP		TCR	13	12	2	1:46.200	11.600	0.106	130.5
28	64	Chefo Abella		Peugeot 308 Racing Cup.	Samuel Pineda Sanc	ESP		D2	2	13	9	1:47.231	12.631	1.031	129.2
29	16	Tecnicars Racing Team		CUPRA TCR DSG	Evgeni Leonov	ESP		TCR	14	5	2	1:47.473	12.873	0.242	128.9
30	35	RC2 Junior Team		Seat Leon Supercopa MK2	Eduardo Lázaro Berc	ESP	JF	D2	3	11	4	1:48.020	13.420	0.547	128.3
31	134	Emmanuel Righi		Maserati Trofeo MC GT4	Philippe Bonnel	FRA		C3	5	14	8	1:48.055	13.455	0.035	128.2
32	64	Chefo Abella		Peugeot 308 Racing Cup.	Pierre Arraou	FRA	JF	D2	4	13	3	1:48.737	14.137	0.682	127.4
33	36	Pcr Sport		CUPRA TCR DSG	Álvaro Fontes Blanco			TCR	15	2	2	2:50.768	1:16.16	1:02.031	81.1



## Circuito del Jarama

### Campeonato de España de Resistencia y de GT

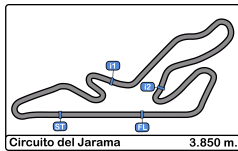
#### Carrera 1 Clase 1-GT

#### Distancia y Velocidad Media



Cls	Nº	Equipo	Na	Piloto 1	Na	Piloto 2	Na	Vehiculo	Cat	Cls	Vtas	Distancia	Tiempo Total	Km/h		
1	115	Pcr Sport		<u>Josep Mayola Comadira</u>	ESP	JF	Francesc Gutiérrez Agüí	ESP	Ferrari 458	C1	1	30	115.50	50:18.852	137.7	
2	108	E2P Esc. Española Pilotos		Kosta Kanaroglou	GRC				Mosler MT900	C1	2	30	115.50	51:02.998	135.7	
3	102	Willi Motorsport		David Serban	ROU	Jr.			Audi R8 GT4	C3	1	29	111.65	51:18.949	130.5	
4	110	Miguel Fernandez Yuste		<u>Miguel Fernandez Yuste</u>	ESP		José Martínez Bueno	ESP	KTM X-Bow	C2	1	29	111.65	51:20.758	130.4	
5	188	NM Racing Team		<u>Maxime Guillemat</u>	ESP	Jr.	Jesús A. De Martín Muñoz	ESP	JF	Ginetta G55 GT4	C3	2	29	111.65	51:47.851	129.3
6	17	RC2 Junior Team		Raul Martínez Bedmar	ESP		<u>Ruben Martinez Bedmar</u>	ESP		CUPRA TCR	TCR	1	29	111.65	52:00.308	128.8
7	101	Philippe Gruau		Philippe Gruau	FRA	JF			Vortex V8	C1	3	28	107.80	48:57.120	132.1	
8	178	R. A. C Circuito Guadalepe		<u>Luis López Anós</u>	ESP	JF	Alvaro Rodríguez Sastre	ESP		Porsche 911 991 GT3 Cup	C2	2	28	107.80	50:23.448	128.3
9	15	Monlau Competición		Alba Cano Ramirez	ESP	Da			CUPRA TCR DSG	TCR	2	28	107.80	50:32.458	127.9	
10	23	RC2 Junior Team		<u>Didac Ros Fernandez</u>	ESP	Jr.	José Luis García Molina	ESP	JF	CUPRA TCR DSG	TCR	3	27	103.95	50:31.010	123.4
11	134	Emmanuel Righi		<u>Emmanuel Righi</u>	CHE		Philippe Bonnel	FRA		Maserati Trofeo MC GT4	C3	3	27	103.95	51:00.318	122.2
12	13	Baporo Motorsport		Amalia Vinyes Dabad	AND	Da			CUPRA TCR DSG	TCR	4	27	103.95	52:01.386	119.8	
13	64	Chefo Abella		<u>Pierre Arraou</u>	FRA	JF	Samuel Pineda Sanchez	ESP		Peugeot 308 Racing Cup.	D2	1	26	100.10	50:31.650	118.8
<b>No Clasificados: (Requerimientos: 70% del número de vueltas del líder = 21 Vueltas)</b>																
16		Tecnicars Racing Team		Evgeni Leonov	ESP		<u>Mikel Azcona Troyas</u>	ESP	Jr.	CUPRA TCR DSG	TCR	5	20	77.00	36:02.954	128.1
7		Monlau Competición		<u>Gianluigi Vicinanza</u>	ITA	JF	Álex Cosin Camps	ESP		CUPRA TCR	TCR	6	20	77.00	36:24.593	126.8
2		SMC Junior Motorsport		Gonzalo Martín de Andrés	ESP		<u>Enrique Hernando</u>	ESP	Jr.	Peugeot 308 TCR	TCR	7	18	69.30	52:05.042	79.8
36		Pcr Sport		<u>Guillermo Aso Arjol</u>	ESP		Álvaro Fontes Blanco			CUPRA TCR DSG	TCR	8	16	61.60	30:53.811	119.6
66		Julio Carayol Casas		Julio Carayol Casas	ESP					CUPRA TCR	TCR	9	12	46.20	27:02.765	102.4
35		RC2 Junior Team		Eduardo Lázaro Bercedo	ESP	JF				Seat Leon Supercopa MK2	D2	2	11	42.35	20:40.217	122.9
71		Chefo Sport		Luis F. Pérez Espallargas	ESP		<u>Nicolas Abella</u>	ESP	Jr.	Peugeot 308 Racing Cup.	D2	3	5	19.25	9:20.985	123.5
126		NM Racing Team		<u>Albert Estragues</u>	ESP	Jr.	Ignacio Cabezas Ruiz	ESP		Transam Euro	C2	3	4	15.40	6:57.073	132.9
111		Escudería Lagun Artea		Pablo Yeregui Ybarra	ESP		<u>Daniel Carretero Ortega</u>	ESP		Ginetta G55 GT4	C3	4				
77		Baporo Motorsport		<u>Alberto Vescovi</u>	ITA	JF	Roberto Ferri	ITA	JF	CUPRA TCR	TCR	10				
72		Alexander Villanueva Ruiz		Alexander Villanueva Ruiz	ESP	JF	<u>Alexander Villanueva</u>	ESP		CUPRA TCR DSG	TCR	11				

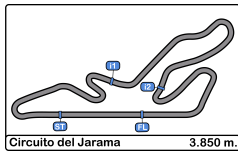




**Circuito del Jarama**  
**Campeonato de España de Resistencia y de GT**  
**Carrera 1 Clase 1-GT**  
**Tiempos Por Vuelta**



2							13								
1 Gonzalo Martin de Andres			Peugeot 308 TCR				1 Amalia Vinyes Dabad			CUPRA TCR DSG					
TCR			2 Enrique Hernando Alonso				SMC Junior Motorsport			TCR					
TCR			2 Álex Cosin Camps				Monlau Competición			Baporo Motorsport					
Vta	D	Tiempo	Sector 1	Sector 2	Sector 3	V. Max	Transcurrid	Vta	D	Tiempo	Sector 1	Sector 2	Sector 3	V. Max	Transcurrid
1	2	2:12.967	1:09.419	34.521	29.027	185.8	2:12.967	1	2:11.709	1:07.772	34.885	29.052	185.8	2:11.709	
2	2	1:42.394	40.085	33.662	28.647	228.8	3:55.361	2	1:42.981	40.086	34.276	28.619	207.2	3:54.690	
3	2	1:42.945	40.364	34.068	28.513	218.1	5:38.306	3	1:43.280	40.479	34.322	28.479	216.4	5:37.970	
4	2	1:42.284	40.104	33.732	28.448	214.7	7:20.590	4	1:41.953	39.767	33.769	28.417	213.8	7:19.923	
5	2	1:42.917	40.277	34.028	28.612	225.0	9:03.507	5	1:41.923	39.888	33.679	28.356	213.0	9:01.846	
6	2	1:41.641	39.348	33.683	28.610	229.7	10:45.148	6	1:41.131	38.999	33.691	28.441	225.9	10:42.977	
7	2	1:42.428	39.484	34.096	28.848	230.7	12:27.576	7	1:41.474	39.258	33.751	28.465	217.7	12:24.451	
8	2	1:42.556	39.688	33.909	28.959	231.2	14:10.132	8	1:41.401	39.144	33.752	28.505	230.2	14:05.852	
9	2	1:42.912	40.117	33.814	28.981	227.3	15:53.044	9	1:41.943	39.502	33.872	28.569	223.6	15:47.795	
10	2	1:43.462	40.062	34.181	29.219	229.2	17:36.506	10	1:41.894	39.541	33.806	28.547	225.0	17:29.689	
11	2	1:46.333	41.386	34.736	30.211	217.7	19:22.839	11	1:42.050	39.581	33.832	28.637	223.1	19:11.739	
12	2	2:02.318 P	41.444	38.521	42.353	228.8	21:25.157	12	1:42.857	39.572	34.268	29.017	225.0	20:54.596	
13	1	21:55.071	20:49.903	35.613	29.555	104.8	43:20.228	13	1:49.529 P	40.131	34.273	35.125	220.4	22:44.125	
14	1	1:44.980	40.565	34.879	29.536	213.0	45:05.208	14	3:01.278	1:57.763	34.452	29.063	115.6	25:45.403	
15	1	1:43.596	39.764	34.395	29.437	212.5	46:48.804	15	1:43.845	40.352	34.272	29.221	223.6	27:29.248	
16	1	1:44.339	40.330	34.549	29.460	210.1	48:33.143	16	1:44.483	40.242	34.460	29.781	224.5	29:13.731	
17	1	1:45.128	40.558	34.911	29.659	207.2	50:18.271	17	1:45.997	41.645	34.618	29.734	209.7	30:59.728	
18	1	1:46.771	41.299	35.565	29.907	192.1	52:05.042	18	1:45.396	40.947	34.685	29.764	221.3	32:45.124	
19	1	1:47.912	42.153	35.312	30.447	220.8	34:33.036								
20	1	1:47.252	41.805	35.096	30.351	209.7	36:20.288								
21	1	1:50.080	42.199	36.540	31.341	215.5	38:10.368								
22	1	1:50.326	42.933	36.241	31.152	209.7	40:00.694								
23	1	1:57.432	44.953	39.385	33.094	206.8	41:58.126								
24	1	2:01.764	47.085	40.688	33.991	185.8	43:59.890								
25	1	2:53.748 P	55.649	54.407	1:03.692	177.0	46:53.638								
26	1	3:22.374	2:15.336	36.551	30.487	99.0	50:16.012								
27	1	1:45.374	40.669	35.100	29.605	210.5	52:01.386								
7	1	2:14.348	1:10.070	35.471	28.807	193.2	2:14.348								
2	1	1:41.835	39.637	33.766	28.432	222.6	3:56.183								
3	1	1:44.381	40.180	34.438	29.763	224.0	5:40.564								
4	1	1:42.163	39.845	33.656	28.662	222.6	7:22.727								
5	1	1:42.271	39.515	34.528	28.228	224.5	9:04.998								
6	1	1:41.630	39.136	33.780	28.714	227.8	10:46.628								
7	1	1:41.684	39.072	34.043	28.569	226.8	12:28.312								
8	1	1:43.012	39.889	34.240	28.883	225.4	14:11.324								
9	1	1:43.316	40.064	34.289	28.963	218.6	15:54.640								
10	1	1:43.027	39.847	34.272	28.908	220.8	17:37.667								
11	1	1:44.529	40.256	35.404	28.869	225.0	19:22.196								
12	1	1:51.054 P	40.103	35.057	35.894	223.6	21:13.250								
13	2	3:03.920	2:00.484	34.731	28.705	110.4	24:17.170								
14	2	1:42.605	39.728	34.262	28.615	223.1	25:59.775								
15	2	1:42.515	39.765	33.951	28.799	226.8	27:42.290								
16	2	1:42.771	39.741	33.871	29.159	226.4	29:25.061								
17	2	1:43.941	40.205	34.367	29.369	226.8	31:09.002								
18	2	1:45.494	40.852	35.311	29.331	212.1	32:54.496								
19	2	1:45.513	40.447	35.250	29.816	219.9	34:40.009								
20	2	1:44.584	40.589	34.559	29.436	222.6	36:24.593								
21	2		41.029	38.725		223.6									



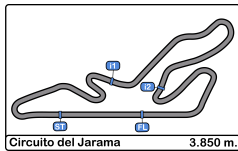
**Circuito del Jarama**  
**Campeonato de España de Resistencia y de GT**  
**Carrera 1 Clase 1-GT**  
**Tiempos Por Vuelta**



15							17								
1 Alba Cano Ramirez							1 Raul Martínez Bedmar								
TCR							CUPRA TCR DSG								
2							2 Ruben Martinez Bedmar								
Monlau Competición							RC2 Junior Team								
Vta	D	Tiempo	Sector 1	Sector 2	Sector 3	V. Max	Transcurrid	Vta	D	Tiempo	Sector 1	Sector 2	Sector 3	V. Max	Transcurrid
1		2:13.818	1:09.699	35.222	28.897	193.5	2:13.818	1	2	2:10.856	1:07.474	34.478	28.904	200.7	2:10.856
2		1:42.041	39.588	33.884	28.569	226.8	3:55.859	2	2	1:42.025	39.433	34.010	28.582	227.8	3:52.881
3		1:43.200	40.137	34.350	28.713	230.2	5:39.059	3	2	1:43.073	39.574	33.795	29.704	210.1	5:35.954
4		1:42.084	40.056	33.653	28.375	228.3	7:21.143	4	2	1:41.391	39.234	33.573	28.584	220.8	7:17.345
5		1:43.198	40.110	34.736	28.352	226.4	9:04.341	5	2	1:42.912	40.885	33.414	28.613	219.5	9:00.257
6		1:41.250	38.932	33.779	28.539	233.2	10:45.591	6	2	1:41.019	39.248	33.526	28.245	213.4	10:41.276
7		1:42.375	39.233	34.337	28.805	231.2	12:27.966	7	2	1:40.797	38.997	33.531	28.269	224.5	12:22.073
8		1:42.825	39.508	34.289	29.028	225.4	14:10.791	8	2	1:40.861	38.889	33.645	28.327	229.2	14:02.934
9		1:42.835	39.679	34.052	29.104	225.4	15:53.626	9	2	1:41.501	39.048	33.735	28.718	214.7	15:44.435
10		1:43.107	39.729	34.548	28.830	219.5	17:36.733	10	2	1:41.026	39.255	33.588	28.183	212.1	17:25.461
11		1:43.316	40.569	34.193	28.554	219.5	19:20.049	11	2	1:40.815	39.141	33.360	28.314	210.1	19:06.276
12		1:42.401	39.357	34.018	29.026	225.0	21:02.450	12	2	1:41.500	39.205	33.686	28.609	213.8	20:47.776
13		1:50.246 P	39.912	34.471	35.863	219.5	22:52.696	13	2	1:41.581	39.394	33.840	28.347	216.8	22:29.357
14		3:19.944	2:16.979	34.324	28.641	114.5	26:12.640	14	2	1:41.503	39.424	33.725	28.354	207.2	24:10.860
15		1:42.677	39.798	34.215	28.664	220.4	27:55.317	15	2	1:50.434 P	39.410	33.831	37.193	215.5	26:01.294
16		1:42.878	39.580	34.198	29.100	221.7	29:38.195	16	1	3:12.184	2:06.330	35.222	30.632	115.0	29:13.478
17		1:42.875	39.519	34.305	29.051	224.5	31:21.070	17	1	1:44.048	40.854	34.296	28.898	209.7	30:57.526
18		1:42.915	39.839	34.187	28.889	217.7	33:03.985	18	1	1:42.762	39.631	34.349	28.782	220.8	32:40.288
19		1:42.967	39.868	34.332	28.767	212.5	34:46.952	19	1	1:43.360	39.797	34.278	29.285	219.5	34:23.648
20		1:43.214	40.038	34.242	28.934	219.5	36:30.166	20	1	1:45.088	39.770	34.356	30.962	215.5	36:08.736
21		1:43.725	40.069	34.388	29.268	225.9	38:13.891	21	1	1:44.754	40.908	34.743	29.103	208.8	37:53.490
22		1:44.010	40.108	34.813	29.089	216.4	39:57.901	22	1	1:46.040	41.201	34.966	29.873	204.1	39:39.530
23		1:47.607	41.668	35.657	30.282	215.5	41:45.508	23	1	1:44.523	40.667	34.448	29.408	201.8	41:24.053
24		1:44.693	40.890	34.615	29.188	215.5	43:30.201	24	1	1:44.580	40.554	34.706	29.320	203.3	43:08.633
25		1:44.803	40.416	35.058	29.329	225.0	45:15.004	25	1	1:44.822	40.717	34.712	29.393	195.6	44:53.455
26		1:45.065	40.788	34.852	29.425	214.2	47:00.069	26	1	1:45.410	41.116	34.779	29.515	198.5	46:38.865
27		1:46.490	40.999	35.924	29.567	211.7	48:46.559	27	1	1:45.885	41.143	34.908	29.834	202.2	48:24.750
28		1:45.899	40.921	35.420	29.558	207.2	50:32.458	28	1	1:47.659	41.670	35.488	30.501	189.8	50:12.409

16							29								
1 Evgeni Leonov							1 1:47.899								
TCR							CUPRA TCR DSG								
2 Mikel Azcona Troyas							29 1								
Tecnicals Racing Team							41.183								
Vta	D	Tiempo	Sector 1	Sector 2	Sector 3	V. Max	Transcurrid	Vta	D	Tiempo	Sector 1	Sector 2	Sector 3	V. Max	Transcurrid
1	2	2:07.422	1:06.191	33.325	27.906	192.8	2:07.422	29	1	1:47.899	41.183	35.743	30.973	205.3	52:00.308
2	2	1:39.614	38.369	32.932	28.313	225.0	3:47.036								
3	2	1:40.068	39.317	32.951	27.800	224.0	5:27.104								
4	2	1:39.039	38.330	32.883	27.826	230.2	7:06.143								
5	2	1:38.941	38.149	33.019	27.773	229.7	8:45.084								
6	2	1:39.511	38.449	33.014	28.048	230.7	10:24.595								
7	2	1:39.648	38.763	32.960	27.925	225.9	12:04.243								
8	2	1:39.815	38.557	33.170	28.088	227.8	13:44.058								
9	2	1:39.982	38.683	33.104	28.195	230.2	15:24.040								
10	2	1:41.443	38.786	34.006	28.651	227.3	17:05.483								
11	2	1:40.429	38.888	33.316	28.225	225.9	18:45.912								
12	2	1:41.637	39.207	33.679	28.751	225.0	20:27.549								
13	2	1:41.158	39.125	33.517	28.516	225.9	22:08.707								
14	2	1:42.203	39.431	33.472	29.300	227.3	23:50.910								
15	2	1:47.561 P	39.446	33.753	34.362	223.1	25:38.471								
16	1	3:13.647	2:07.798	36.326	29.523	105.9	28:52.118								
17	1	1:47.473	40.512	35.563	31.398	221.3	30:39.591								
18	1	1:47.788	41.608	36.104	30.076	219.0	32:27.379								
19	1	1:47.839	41.452	36.081	30.306	221.3	34:15.218								
20	1	1:47.736	41.795	36.143	29.798	215.5	36:02.954								





**Circuito del Jarama**  
**Campeonato de España de Resistencia y de GT**  
**Carrera 1 Clase 1-GT**  
**Tiempos Por Vuelta**



**23** 1 Didac Ros Fernandez CUPRA TCR DSG  
 TCR 2 José Luis García Molina RC2 Junior Team

**36** 1 Guillermo Aso Arjol CUPRA TCR DSG  
 TCR 2 Álvaro Fontes Blanco Pcr Sport

Vta	D	Tiempo	Sector 1	Sector 2	Sector 3	V. Max	Transcurrid
1	1	2:12.792	1:08.712	35.023	29.057	184.3	2:12.792
2	1	1:42.267	39.783	33.857	28.627	216.8	3:55.059
3	1	1:42.160	39.795	33.910	28.455	223.1	5:37.219
4	1	1:42.274	39.638	34.176	28.460	212.1	7:19.493
5	1	1:41.502	39.675	33.616	28.211	218.1	9:00.995
6	1	1:41.455	39.259	33.787	28.409	225.4	10:42.450
7	1	1:41.261	39.124	33.846	28.291	218.6	12:23.711
8	1	1:41.495	39.110	33.889	28.496	227.8	14:05.206
9	1	1:41.766	39.664	33.675	28.427	219.0	15:46.972
10	1	1:41.701	39.437	33.803	28.461	221.7	17:28.673
11	1	1:41.957	39.566	33.642	28.749	225.0	19:10.630
12	1	1:42.107	39.378	34.108	28.621	226.8	20:52.737
13	1	1:43.300	39.780	34.408	29.112	224.5	22:36.037
14	1	1:48.328 P	39.901	34.115	34.312	221.3	24:24.365
15	2	3:09.491	2:05.288	34.820	29.383	98.7	27:33.856
16	2	1:44.126	40.211	34.380	29.535	214.2	29:17.982
17	2	1:45.761	40.347	34.571	30.843	216.8	31:03.743
18	2	1:47.583	41.317	36.008	30.258	217.7	32:51.326
19	2	1:44.564	40.523	34.459	29.582	219.0	34:35.890
20	2	1:45.413	40.943	34.792	29.678	214.7	36:21.303
21	2	1:48.379	41.199	36.802	30.378	213.4	38:09.682
22	2	1:47.690	41.945	36.092	29.653	199.2	39:57.372
23	2	1:47.402	41.967	35.297	30.138	216.0	41:44.774
24	2	1:47.262	42.073	35.173	30.016	200.0	43:32.036
25	2	1:52.944	43.389	37.105	32.450	194.2	45:24.980
26	2	1:58.802	44.778	39.623	34.401	200.7	47:23.782
27	2	3:07.228	1:03.731	1:05.771	57.726	135.1	50:31.010

Vta	D	Tiempo	Sector 1	Sector 2	Sector 3	V. Max	Transcurrid
1	1	2:15.993	1:10.015	36.610	29.368	170.3	2:15.993
2	1	1:41.804	39.490	33.685	28.629	213.4	3:57.797
3	1	1:43.704	39.253	33.946	30.505	225.4	5:41.501
4	1	1:44.152	40.218	35.030	28.904	203.3	7:25.653
5	1	1:44.424	39.992	35.620	28.812	211.7	9:10.077
6	1	1:42.276	39.414	33.907	28.955	226.8	10:52.353
7	1	1:42.493	39.829	33.869	28.795	210.1	12:34.846
8	1	1:42.862	40.259	33.847	28.756	217.7	14:17.708
9	1	1:42.450	39.348	34.124	28.978	228.8	16:00.158
10	1	1:42.881	39.847	34.288	28.746	229.7	17:43.039
11	1	1:42.995	39.925	34.086	28.984	222.2	19:26.034
12	1	1:44.850	40.028	34.645	30.177	225.9	21:10.884
13	1	1:45.743	40.280	35.031	30.432	226.4	22:56.627
14	1	1:55.094 P	42.097	36.403	36.594	222.2	24:51.721
15	2	3:11.322	2:04.076	35.831	31.415	86.9	28:03.043
16	2	2:50.768 P	47.449	1:02.417	1:00.902	203.0	30:53.811

**35** 1 Eduardo Lázaro Bercedo Seat Leon Supercopa MK2  
 D2 2 RC2 Junior Team

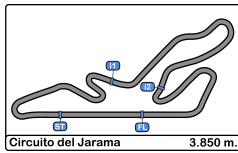
**64** 1 Pierre Arraou Peugeot 308 Racing Cup.  
 D2 2 Samuel Pineda Sanchez Chefo Abella

Vta	D	Tiempo	Sector 1	Sector 2	Sector 3	V. Max	Transcurrid
1	1	2:22.109	1:12.806	37.969	31.334	180.9	2:22.109
2	1	1:49.928	42.311	37.022	30.595	186.5	4:12.037
3	1	1:49.128	41.566	37.101	30.461	194.5	6:01.165
4	1	1:48.020	41.225	36.508	30.287	201.1	7:49.185
5	1	1:49.486	41.733	36.618	31.135	200.7	9:38.671
6	1	1:49.990	41.911	37.302	30.777	200.0	11:28.661
7	1	1:49.495	41.769	37.394	30.332	194.5	13:18.156
8	1	1:48.934	41.624	36.948	30.362	197.4	15:07.090
9	1	1:50.183	41.819	36.941	31.423	200.0	16:57.273
10	1	1:50.818	42.195	37.616	31.007	200.0	18:48.091
11	1	1:52.126	42.183	38.903	31.040	198.1	20:40.217

Vta	D	Tiempo	Sector 1	Sector 2	Sector 3	V. Max	Transcurrid
1	1	2:23.270	1:13.864	38.194	31.212	166.9	2:23.270
2	1	1:50.918	42.668	37.686	30.564	189.1	4:14.188
3	1	1:48.737	42.073	36.615	30.049	205.7	6:02.925
4	1	1:49.247	41.780	36.937	30.530	198.8	7:52.172
5	1	1:49.592	42.199	36.980	30.413	205.7	9:41.764
6	1	1:53.567	42.723	37.616	33.228	197.8	11:35.331
7	1	1:50.224	42.304	37.095	30.825	198.1	13:25.555
8	1	1:49.411	42.151	36.921	30.339	208.4	15:14.966
9	1	1:52.707	43.728	37.958	31.021	196.0	17:07.673
10	1	1:49.588	41.777	36.929	30.882	205.3	18:57.261
11	1	1:49.480	41.524	37.551	30.405	205.7	20:46.741
12	1	1:51.632	42.418	37.399	31.815	207.2	22:38.373
13	1	2:00.213 P	43.280	38.013	38.920	203.0	24:38.586
14	2	4:00.646	2:51.627	37.599	31.420	101.0	28:39.232
15	2	1:54.120	43.920	37.591	32.609	164.8	30:33.352
16	2	1:49.996	42.065	37.210	30.721	191.4	32:23.348
17	2	1:49.672	42.780	36.466	30.426	188.1	34:13.020
18	2	1:49.852	42.397	36.887	30.568	192.5	36:02.872
19	2	1:49.365	42.048	37.013	30.304	191.1	37:52.237
20	2	1:49.912	42.164	37.106	30.642	197.0	39:42.149
21	2	1:47.974	41.453	36.413	30.108	195.2	41:30.123
22	2	1:47.231	41.419	36.034	29.778	195.6	43:17.354
23	2	1:48.773	41.615	36.114	31.044	195.2	45:06.127
24	2	1:47.692	41.374	36.076	30.242	194.5	46:53.819
25	2	1:48.005	41.558	36.079	30.368	187.1	48:41.824
26	2	1:49.826	43.126	36.393	30.307	169.2	50:31.650







**Circuito del Jarama**  
**Campeonato de España de Resistencia y de GT**  
**Carrera 1 Clase 1-GT**  
**Tiempos Por Vuelta**



**66** 1 Julio Carayol Casas CUPRA TCR **102** 1 David Serban Audi R8 GT4  
 TCR 2 Julio Carayol Casas C3 2 Willi Motorsport

Vta	D	Tiempo	Sector 1	Sector 2	Sector 3	V. Max	Transcurrid	Vta	D	Tiempo	Sector 1	Sector 2	Sector 3	V. Max	Transcurrid
1		2:16.603	1:10.493	35.727	30.383	181.5	2:16.603	1		1:52.355	48.851	34.747	28.757	182.7	1:52.355
2		<b>1:46.200</b>	<b>40.437</b>	<b>35.345</b>	30.418	228.3	4:02.803	2		1:42.015	40.104	33.534	28.377	201.1	3:34.370
3		1:47.004	40.891	35.777	<b>30.336</b>	210.5	5:49.807	3		1:40.637	39.303	33.404	27.930	219.0	5:15.007
4		1:51.250	42.675	37.144	31.431	201.1	7:41.057	4		1:39.839	38.885	32.937	28.017	236.8	6:54.846
5		1:53.972	43.205	38.615	32.152	195.2	9:35.029	5		1:39.734	38.838	32.900	27.996	240.0	8:34.580
6		2:00.846	44.653	41.601	34.592	181.2	11:35.875	6		1:40.637	39.522	33.051	28.064	227.3	10:15.217
7		2:07.090	46.835	42.774	37.481	167.1	13:42.965	7		1:42.661	40.299	34.379	27.983	228.8	11:57.878
8		2:28.903 P	50.072	48.637	50.194	142.4	16:11.868	8		1:39.650	38.516	<b>32.793</b>	28.341	246.5	13:37.528
9		4:50.638	3:14.038	1:05.174	31.426	109.8	21:02.506	9		<b>1:39.205</b>	<b>38.300</b>	32.995	<b>27.910</b>	242.6	15:16.733
10		1:49.526	41.546	36.748	31.232	213.4	22:52.032	10		1:40.692	39.350	33.248	28.094	216.4	16:57.425
11		1:58.793	46.207	38.808	33.778	189.1	24:50.825	11		1:40.754	38.997	33.200	28.557	242.1	18:38.179
12		2:11.940 P	45.730	42.308	43.902	157.2	27:02.765	12		1:41.519	39.624	33.841	28.054	238.4	20:19.698

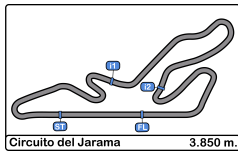
**71** 1 Luis F. Pérez Espallargas Peugeot 308 Racing Cup.  
 D2 2 Nicolas Abella Chefo Sport

Vta	D	Tiempo	Sector 1	Sector 2	Sector 3	V. Max	Transcurrid	Vta	D	Tiempo	Sector 1	Sector 2	Sector 3	V. Max	Transcurrid
1	2	2:17.853	1:11.508	36.557	29.788	166.9	2:17.853	13		1:47.164 P	38.845	33.639	34.680	243.2	22:06.862
2	2	1:46.228	41.042	35.655	29.531	204.1	4:04.081	14		3:36.096	2:32.648	34.265	29.183	106.7	25:42.958
3	2	1:46.000	41.009	35.209	29.782	211.3	5:50.081	15		1:41.757	39.403	33.580	28.774	234.2	27:24.715
4	2	1:45.569	41.117	35.111	29.341	213.0	7:35.650	16		1:45.992	39.350	37.791	28.851	237.8	29:10.707
5	2	<b>1:45.335</b>	41.200	<b>34.796</b>	<b>29.339</b>	209.3	9:20.985	17		1:42.203	39.384	34.016	28.803	236.3	30:52.910
6	2		<b>40.919</b>	51.503		219.0		18		1:41.026	39.030	33.210	28.786	242.1	32:33.936
								19		1:41.076	39.026	33.242	28.808	236.8	34:15.012
								20		1:41.274	39.509	33.472	28.293	236.3	35:56.286
								21		1:41.261	39.563	33.206	28.492	240.5	37:37.547
								22		1:41.035	39.086	33.481	28.468	237.3	39:18.582

**101** 1 Philippe Gruau Vortex V8  
 C1 2 Philippe Gruau

Vta	D	Tiempo	Sector 1	Sector 2	Sector 3	V. Max	Transcurrid	Vta	D	Tiempo	Sector 1	Sector 2	Sector 3	V. Max	Transcurrid
1		1:56.037	50.588	35.952	29.497	166.6	1:56.037	23		1:42.104	39.336	33.638	29.130	237.8	41:00.686
2		1:41.520	39.235	33.757	28.528	226.8	3:37.557	24		1:43.266	39.751	34.355	29.160	235.2	42:43.952
3		1:40.415	38.651	33.395	28.369	228.3	5:17.972	25		1:42.881	39.992	33.866	29.023	225.4	44:26.833
4		1:39.772	38.257	33.460	28.055	233.2	6:57.744	26		1:42.797	39.801	33.950	29.046	235.8	46:09.630
5		1:39.967	38.486	33.237	28.244	232.7	8:37.711	27		1:42.262	39.641	33.728	28.893	236.3	47:51.892
6		1:39.099	38.285	32.954	<b>27.860</b>	238.4	10:16.810	28		1:44.503	40.692	35.135	28.676	230.7	49:36.395
7		1:40.535	38.931	33.399	28.205	239.4	11:57.345	29		1:42.554	39.921	33.965	28.668	229.7	51:18.949
8		1:39.283	<b>38.206</b>	32.934	28.143	231.7	13:36.628								
9		1:56.864	38.620	48.216	30.028	227.8	15:33.492								
10		1:40.519	39.063	33.487	27.969	203.0	17:14.011								
11		1:40.907	38.837	33.862	28.208	234.7	18:54.918								
12		1:42.188	38.436	35.182	28.570	238.9	20:37.106								
13		1:41.239	39.709	33.360	28.170	237.8	22:18.345								
14		1:40.381	38.850	33.310	28.221	232.7	23:58.726								
15		1:39.956	38.353	33.209	28.394	234.2	25:38.682								
16		1:48.211 P	38.964	33.489	35.758	235.2	27:26.893								
17		3:02.885	2:01.178	33.325	28.382	119.2	30:29.778								
18		1:40.371	38.433	33.740	28.198	240.0	32:10.149								
19		1:40.132	39.226	32.928	27.978	229.7	33:50.281								
20		<b>1:39.087</b>	38.236	<b>32.713</b>	28.138	233.7	35:29.368								
21		1:39.364	38.585	32.798	27.981	234.2	37:08.732								
22		1:40.927	38.861	33.545	28.521	234.7	38:49.659								
23		1:40.967	39.196	33.274	28.497	232.7	40:30.626								
24		1:41.610	39.764	33.309	28.537	226.8	42:12.236								
25		1:39.893	38.327	33.485	28.081	231.7	43:52.129								
26		1:39.831	38.951	32.913	27.967	235.8	45:31.960								
27		1:44.977	41.052	35.476	28.449	208.4	47:16.937								
28		1:40.183	38.228	33.250	28.705	229.7	48:57.120								
29			38.959	33.428		227.3									

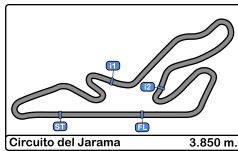




**Circuito del Jarama**  
**Campeonato de España de Resistencia y de GT**  
**Carrera 1 Clase 1-GT**  
**Tiempos Por Vuelta**



108							110								
1 Kosta Kanaroglou							1 Miguel Fernandez Yuste								
Mosler MT900							KTM X-Bow								
C1							C2								
2							2 José Martínez Bueno								
E2P Esc. Española Pilotos							Miguel Fernandez Yuste								
Vta	D	Tiempo	Sector 1	Sector 2	Sector 3	V. Max	Transcurrid	Vta	D	Tiempo	Sector 1	Sector 2	Sector 3	V. Max	Transcurrid
1		1:44.605	44.269	33.084	27.252	197.8	1:44.605	1	1	1:49.960	46.966	34.444	28.550	179.4	1:49.960
2		1:36.766	38.107	31.656	27.003	238.9	3:21.371	2	1	1:41.255	39.335	33.669	28.251	216.8	3:31.215
3		1:36.107	37.494	31.509	27.104	240.5	4:57.478	3	1	1:40.484	39.102	33.520	27.862	223.6	5:11.699
4		1:35.985	37.572	31.345	27.068	240.5	6:33.463	4	1	1:40.569	39.010	33.575	27.984	223.1	6:52.268
5		1:35.666	37.320	31.473	26.873	239.4	8:09.129	5	1	1:40.249	39.093	33.257	27.899	217.7	8:32.517
6		1:36.033	37.750	31.265	27.018	236.3	9:45.162	6	1	1:41.501	40.511	33.127	27.863	213.0	10:14.018
7		1:38.396	37.539	33.463	27.394	240.0	11:23.558	7	1	1:41.628	40.347	33.003	28.278	208.0	11:55.646
8		1:39.729	37.795	31.263	30.671	240.0	13:03.287	8	1	1:40.090	39.143	32.740	28.207	219.5	13:35.736
9		1:36.839	38.299	31.494	27.046	235.2	14:40.126	9	1	1:40.157	38.835	33.084	28.238	220.8	15:15.893
10		1:36.346	37.734	31.493	27.119	241.0	16:16.472	10	1	1:41.098	39.399	33.126	28.573	211.7	16:56.991
11		1:36.842	38.142	31.598	27.102	240.5	17:53.314	11	1	1:39.608	39.097	32.973	27.538	223.6	18:36.599
12		1:36.912	37.937	31.554	27.421	241.6	19:30.226	12	1	1:40.327	39.039	33.235	28.053	221.3	20:16.926
13		1:37.032	37.497	32.234	27.301	243.2	21:07.258	13	1	1:41.850	39.167	34.353	28.330	219.9	21:58.776
14		1:46.870 P	37.762	32.684	36.424	240.5	22:54.128	14	1	1:42.013	40.301	33.167	28.545	209.3	23:40.789
15		3:30.511	2:30.127	32.671	27.713	116.7	26:24.639	15	1	1:49.633 P	40.350	33.599	35.684	205.3	25:30.422
16		1:36.181	37.592	31.333	27.256	241.0	28:00.820	16	2	3:10.034	2:04.694	35.619	29.721	124.7	28:40.456
17		1:36.247	37.144	31.562	27.541	242.6	29:37.067	17	2	1:46.069	41.628	35.015	29.426	203.3	30:26.525
18		1:35.997	37.338	31.226	27.433	241.6	31:13.064	18	2	1:45.494	40.968	35.374	29.152	213.8	32:12.019
19		1:38.257	37.385	32.362	28.510	238.9	32:51.321	19	2	1:44.119	40.633	34.493	28.993	211.7	33:56.138
20		1:37.723	37.914	31.987	27.822	233.7	34:29.044	20	2	1:44.376	40.581	34.581	29.214	220.8	35:40.514
21		1:39.068	38.084	31.789	29.195	236.3	36:08.112	21	2	1:43.850	40.689	34.205	28.956	199.6	37:24.364
22		1:37.357	38.051	32.166	27.140	235.8	37:45.469	22	2	1:46.800	41.565	35.118	30.117	210.9	39:11.164
23		1:38.110	38.617	31.975	27.518	241.0	39:23.579	23	2	1:43.234	40.121	34.604	28.509	225.9	40:54.398
24		1:41.387	40.907	32.581	27.899	241.0	41:04.966	24	2	1:44.183	40.986	33.990	29.207	216.8	42:38.581
25		1:39.027	38.226	33.292	27.509	238.4	42:43.993	25	2	1:44.936	40.337	34.768	29.831	209.3	44:23.517
26		1:37.705	37.921	32.269	27.515	237.3	44:21.698	26	2	1:43.112	39.877	34.609	28.626	215.5	46:06.629
27		1:38.319	38.403	32.480	27.436	237.8	46:00.017	27	2	1:43.828	40.057	34.096	29.675	207.2	47:50.457
28		1:37.955	37.760	32.410	27.785	239.4	47:37.972	28	2	1:45.635	41.562	35.310	28.763	203.0	49:36.092
29		1:42.762	40.200	33.586	28.976	234.7	49:20.734	29	2	1:44.666	41.408	34.334	28.924	222.6	51:20.758
30		1:42.264	40.046	33.465	28.753	226.8	51:02.998								

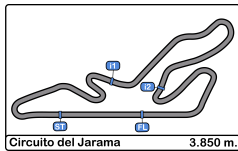


**Circuito del Jarama**  
**Campeonato de España de Resistencia y de GT**  
**Carrera 1 Clase 1-GT**  
**Tiempos Por Vuelta**



115							134								
1 Josep Mayola Comadira C1							Ferrari 458 Pcr Sport								
2 Francesc Gutiérrez Agüí							C3								
Vta	D	Tiempo	Sector 1	Sector 2	Sector 3	V. Max	Transcurrid	Vta	D	Tiempo	Sector 1	Sector 2	Sector 3	V. Max	Transcurrid
1	1	1:47.970	46.214	33.883	27.873	173.3	1:47.970	1	1	1:59.551	52.477	36.736	30.338	149.3	1:59.551
2	1	1:38.755	38.418	32.869	27.468	216.8	3:26.725	2	1	1:48.709	41.596	36.397	30.716	204.9	3:48.260
3	1	1:37.960	37.829	32.727	27.404	232.2	5:04.685	3	1	1:47.609	41.314	35.829	30.466	202.2	5:35.869
4	1	1:37.316	37.701	32.329	27.286	227.3	6:42.001	4	1	1:52.507	44.823	36.913	30.771	187.1	7:28.376
5	1	1:37.781	38.226	32.178	27.377	236.3	8:19.782	5	1	1:49.079	42.838	35.824	30.417	181.5	9:17.455
6	1	1:37.960	38.273	32.419	27.268	226.4	9:57.742	6	1	1:48.439	42.742	35.479	30.218	199.6	11:05.894
7	1	1:38.019	38.357	31.950	27.712	228.8	11:35.761	7	1	1:58.342	46.574	36.212	35.556	203.7	13:04.236
8	1	1:37.734	38.099	32.424	27.211	240.0	13:13.495	8	1	1:49.432	41.691	35.867	31.874	207.2	14:53.668
9	1	1:38.248	37.937	32.373	27.938	234.2	14:51.743	9	1	1:47.112	41.644	35.475	29.993	215.5	16:40.780
10	1	1:38.662	39.095	32.279	27.288	228.8	16:30.405	10	1	1:46.649	41.029	35.862	29.758	203.7	18:27.429
11	1	1:38.644	38.255	32.441	27.948	229.2	18:09.049	11	1	1:46.094	41.169	35.334	29.591	200.3	20:13.523
12	1	1:38.367	38.514	32.462	27.391	226.8	19:47.416	12	1	1:48.638	41.580	36.512	30.546	197.4	22:02.161
13	1	1:44.131 P	38.302	32.629	33.200	236.3	21:31.547	13	1	1:55.491 P	42.071	35.614	37.806	188.8	23:57.652
14	2	3:14.446	2:14.478	32.228	27.740	121.3	24:45.993	14	2	3:23.062	2:14.986	37.044	31.032	104.5	27:20.714
15	2	1:36.884	38.097	31.757	27.030	245.4	26:22.877	15	2	1:52.525	43.122	37.963	31.440	204.5	29:13.239
16	2	1:35.951	36.954	31.932	27.065	246.5	27:58.828	16	2	1:49.873	42.835	36.323	30.715	209.7	31:03.112
17	2	1:36.086	36.970	32.356	26.760	247.1	29:34.914	17	2	1:48.080	41.533	36.091	30.456	216.4	32:51.192
18	2	1:34.600	36.515	31.279	26.806	245.4	31:09.514	18	2	1:48.845	42.546	36.148	30.151	203.7	34:40.037
19	2	1:37.119	36.552	33.702	26.865	251.1	32:46.633	19	2	1:49.471	42.790	36.167	30.514	187.1	36:29.508
20	2	1:35.270	36.778	31.606	26.886	246.5	34:21.903	20	2	1:48.428	42.561	35.812	30.055	211.3	38:17.936
21	2	1:36.018	36.570	32.643	26.805	247.7	35:57.921	21	2	1:48.055	41.773	36.059	30.223	193.8	40:05.991
22	2	1:35.440	37.194	31.453	26.793	245.4	37:33.361	22	2	1:48.134	41.696	36.359	30.079	216.4	41:54.125
23	2	1:35.847	36.885	31.307	27.655	248.2	39:09.208	23	2	1:48.523	41.529	36.284	30.710	215.1	43:42.648
24	2	1:36.002	37.159	31.587	27.256	245.4	40:45.210	24	2	1:48.259	42.125	35.904	30.230	198.8	45:30.907
25	2	1:35.593	37.168	31.514	26.911	237.3	42:20.803	25	2	1:49.510	41.945	36.952	30.613	201.4	47:20.417
26	2	1:35.907	37.128	31.477	27.302	237.3	43:56.710	26	2	1:50.004	42.924	36.251	30.829	206.5	49:10.421
27	2	1:35.398	36.857	31.581	26.960	248.8	45:32.108	27	2	1:49.897	42.614	36.671	30.612	190.1	51:00.318
28	2	1:35.511	37.382	31.364	26.765	223.6	47:07.619								
29	2	1:35.534	36.878	31.487	27.169	242.6	48:43.153								
30	2	1:35.699	37.425	31.306	26.968	240.5	50:18.852								

126						
1 Albert Estragues Valencia C2						
2 Ignacio Cabezas Ruiz NM Racing Team						
Vta	D	Tiempo	Sector 1	Sector 2	Sector 3	V. Max
1	1	1:55.539	49.960	36.234	29.345	158.5
2	1	1:41.539	39.177	33.971	28.391	216.4
3	1	1:40.161	38.485	33.697	27.979	218.1
4	1	1:39.834	38.734	33.392	27.708	219.5



**Circuito del Jarama**  
**Campeonato de España de Resistencia y de GT**  
**Carrera 1 Clase 1-GT**  
**Tiempos Por Vuelta**



**178**

1 Luis López Anós Porsche 911 991 GT3 Cup

**188**

1 Maxime Guillemat Ginetta G55 GT4

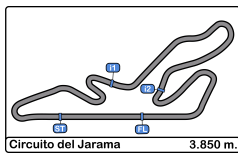
C2

2 Alvaro Rodriguez Sastre R. A. C Circuito Guadalope

C3

2 Jesús A. De Martin Muñoz NM Racing Team

Vta	D	Tiempo	Sector 1	Sector 2	Sector 3	V. Max	Transcurrid	Vta	D	Tiempo	Sector 1	Sector 2	Sector 3	V. Max	Transcurrid
1	1	1:58.500	51.440	36.866	30.194	161.9	1:58.500	1	1	1:51.344	47.602	34.842	28.900	166.4	1:51.344
2	1	1:47.007	41.270	36.007	29.730	213.4	3:45.507	2	1	1:42.203	40.044	33.689	28.470	186.2	3:33.547
3	1	1:46.378	41.749	35.476	29.153	192.5	5:31.885	3	1	1:42.604	40.359	33.974	28.271	202.6	5:16.151
4	1	1:44.980	40.906	35.046	29.028	210.5	7:16.865	4	1	1:40.392	39.056	33.392	27.944	206.1	6:56.543
5	1	1:55.236	44.027	41.379	29.830	208.8	9:12.101	5	1	1:41.696	39.235	34.219	28.242	213.4	8:38.239
6	1	1:51.284	46.107	36.041	29.136	209.3	11:03.385	6	1	1:40.593	39.130	33.490	27.973	220.8	10:18.832
7	1	1:59.887	48.099	35.544	36.244	232.2	13:03.272	7	1	1:40.505	39.321	33.272	27.912	193.5	11:59.337
8	1	1:46.755	41.178	35.038	30.539	211.3	14:50.027	8	1	1:40.487	38.953	33.256	28.278	213.0	13:39.824
9	1	1:46.183	41.696	35.433	29.054	221.3	16:36.210	9	1	1:40.804	39.069	33.638	28.097	206.1	15:20.628
10	1	1:44.493	40.628	34.858	29.007	225.0	18:20.703	10	1	1:41.377	39.177	33.939	28.261	203.3	17:02.005
11	1	1:43.786	40.150	34.867	28.769	233.2	20:04.489	11	1	1:41.863	39.292	34.373	28.198	209.3	18:43.868
12	1	1:53.785 P	41.315	35.523	36.947	218.6	21:58.274	12	1	1:41.930	39.909	33.716	28.305	216.0	20:25.798
13	2	3:29.745	2:25.615	35.080	29.050	100.5	25:28.019	13	1	1:40.962	39.218	33.466	28.278	213.8	22:06.760
14	2	1:40.585	39.437	33.196	27.952	210.9	27:08.604	14	1	1:42.202	39.223	34.290	28.689	214.2	23:48.962
15	2	1:39.351	38.445	32.961	27.945	227.8	28:47.955	15	1	1:41.813	39.650	33.706	28.457	209.3	25:30.775
16	2	1:39.689	38.643	33.261	27.785	224.0	30:27.644	16	1	1:47.840 P	39.968	33.805	34.067	216.4	27:18.615
17	2	1:39.762	38.784	33.012	27.966	218.1	32:07.406	17	2	3:23.471	2:19.634	34.442	29.395	118.0	30:42.086
18	2	1:38.790	38.525	32.400	27.865	235.8	33:46.196	18	2	1:43.310	39.987	34.440	28.883	219.9	32:25.396
19	2	1:38.089	38.296	32.290	27.503	242.1	35:24.285	19	2	1:43.803	39.868	34.600	29.335	225.0	34:09.199
20	2	1:38.420	38.410	32.276	27.734	229.7	37:02.705	20	2	1:43.002	39.789	34.260	28.953	222.2	35:52.201
21	2	1:39.626	38.767	32.761	28.098	235.2	38:42.331	21	2	1:44.947	39.985	35.687	29.275	225.0	37:37.148
22	2	1:39.006	38.656	32.597	27.753	239.4	40:21.337	22	2	1:44.672	40.718	34.518	29.436	207.2	39:21.820
23	2	1:39.358	38.652	32.653	28.053	233.7	42:00.695	23	2	1:47.906	43.070	35.536	29.300	216.4	41:09.726
24	2	1:41.779	39.001	33.113	29.665	219.5	43:42.474	24	2	1:46.010	40.914	35.611	29.485	202.6	42:55.736
25	2	1:41.576	38.890	32.935	29.751	226.4	45:24.050	25	2	1:46.600	40.793	36.261	29.546	220.4	44:42.336
26	2	1:39.214	38.948	32.454	27.812	230.2	47:03.264	26	2	1:46.805	40.324	35.423	31.058	221.7	46:29.141
27	2	1:39.758	38.620	33.132	28.006	229.2	48:43.022	27	2	1:45.306	40.837	35.117	29.352	205.3	48:14.447
28	2	1:40.426	39.214	32.679	28.533	219.0	50:23.448	28	2	1:46.840	40.980	36.249	29.611	206.1	50:01.287
								29	2	1:46.564	41.527	35.359	29.678	206.8	51:47.851



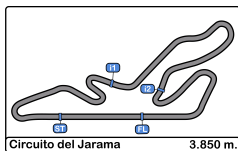
**Circuito del Jarama**  
**Campeonato de España de Resistencia y de GT**  
**Carrera 1 Clase 1-GT**



**Análisis**

Num	T. Vta	Dif 1º	Num	T. Vta	Dif 1º	Num	T. Vta	Dif 1º	Num	T. Vta	Dif 1º	Num	T. Vta	Dif 1º			
<b>Vta 1</b>			36	1:41.804	36.426	23	1:42.274	46.030	188	1:40.593	33.670	102	1:39.650	34.241			
108	1:44.605		66	1:46.200	41.432	13	1:41.953	46.460	16	1:39.511	39.433	188	1:40.487	36.537			
115	1:47.970	03.365	71	1:46.228	42.710	2	1:42.284	47.127	17	1:41.019	56.114	66	2:07.090	1 Lap			
110	1:49.960	05.355	35	1:49.928	50.666	15	1:42.084	47.680	23	1:41.455	57.288	16	1:39.815	40.771			
188	1:51.344	06.739	64	1:50.918	52.817	7	1:42.163	49.264	13	1:41.131	57.815	17	1:40.861	59.647			
102	1:52.355	07.750	<b>Num T. Vta Dif 1º</b>			36	1:44.152	52.190	2	1:41.641	59.986	23	1:41.495	1:01.919			
126	1:55.539	10.934	<b>Vta 3</b>			134	1:52.507	54.913	15	1:41.250	1:00.429	13	1:41.401	1:02.565			
101	1:56.037	11.432	108	1:36.107		71	1:45.569	1:02.187	7	1:41.630	1:01.466	2	1:42.556	1:06.845			
178	1:58.500	13.895	115	1:37.960	07.207	66	1:51.250	1:07.594	36	1:42.276	1:07.191	15	1:42.825	1:07.504			
134	1:59.551	14.946	110	1:40.484	14.221	35	1:48.020	1:15.722	178	1:51.284	1:18.223	7	1:43.012	1:08.037			
16	2:07.422	22.817	102	1:40.637	17.529	64	1:49.247	1:18.709	134	1:48.439	1:20.732	36	1:42.862	1:14.421			
17	2:10.856	26.251	188	1:42.604	18.673	<b>Num T. Vta Dif 1º</b>			<b>Num T. Vta Dif 1º</b>			<b>Num T. Vta Dif 1º</b>					
13	2:11.709	27.104	126	1:40.161	19.761	<b>Vta 5</b>			<b>Vta 7</b>			<b>Vta 9</b>					
23	2:12.792	28.187	101	1:40.415	20.494	108	1:35.666		108	1:38.396		108	1:36.839				
2	2:12.967	28.362	16	1:40.068	29.626	115	1:37.781	10.653	35	1:49.990	1 Lap	178	1:46.755	1 Lap			
15	2:13.818	29.213	178	1:46.378	34.407	110	1:40.249	23.388	64	1:53.567	1 Lap	115	1:38.248	11.617			
7	2:14.348	29.743	134	1:47.609	38.391	102	1:39.734	25.451	115	1:38.019	12.203	134	1:49.432	1 Lap			
36	2:15.993	31.388	17	1:43.073	38.476	101	1:39.967	28.582	66	2:00.846	1 Lap	35	1:48.934	1 Lap			
66	2:16.603	31.998	23	1:42.160	39.741	188	1:41.696	29.110	110	1:41.628	32.088	64	1:49.411	1 Lap			
71	2:17.853	33.248	13	1:43.280	40.492	16	1:38.941	35.955	101	1:40.535	33.787	110	1:40.157	35.767			
35	2:22.109	37.504	2	1:42.945	40.828	17	1:42.912	51.128	102	1:42.661	34.320	102	1:39.205	36.607			
64	2:23.270	38.665	15	1:43.200	41.581	23	1:41.502	51.866	188	1:40.505	35.779	188	1:40.804	40.502			
<b>Num T. Vta Dif 1º</b>			7	1:44.381	43.086	13	1:41.923	52.717	16	1:39.648	40.685	16	1:39.982	43.914			
<b>Vta 2</b>			36	1:43.704	44.023	2	1:42.917	54.378	17	1:40.797	58.515	101	1:56.864	53.366			
108	1:36.766		66	1:47.004	52.329	15	1:43.198	55.212	23	1:41.261	1:00.153	17	1:41.501	1:04.309			
115	1:38.755	05.354	71	1:46.000	52.603	7	1:42.271	55.869	13	1:41.474	1:00.893	23	1:41.766	1:06.846			
110	1:41.255	09.844	35	1:49.128	1:03.687	36	1:44.424	1:00.948	2	1:42.428	1:04.018	13	1:41.943	1:07.669			
188	1:42.203	12.176	64	1:48.737	1:05.447	178	1:55.236	1:02.972	15	1:42.375	1:04.408	2	1:42.912	1:12.918			
102	1:42.015	12.999	<b>Num T. Vta Dif 1º</b>			134	1:49.079	1:08.326	7	1:41.684	1:04.754	15	1:42.835	1:13.500			
126	1:41.539	15.707	<b>Vta 4</b>			71	1:45.335	1:11.856	36	1:42.493	1:11.288	7	1:43.316	1:14.514			
101	1:41.520	16.186	108	1:35.985		66	1:53.972	1:25.900	178	1:59.887	1:39.714	36	1:42.450	1:20.032			
178	1:47.007	24.136	115	1:37.316	08.538	35	1:49.486	1:29.542	<b>Num T. Vta Dif 1º</b>			66	2:28.903	1 Lap			
16	1:39.614	25.665	110	1:40.569	18.805	64	1:49.592	1:32.635	<b>Vta 8</b>			<b>Num T. Vta Dif 1º</b>					
134	1:48.709	26.889	102	1:39.839	21.383	<b>Num T. Vta Dif 1º</b>			108	1:39.729		<b>Vta 10</b>					
17	1:42.025	31.510	188	1:40.392	23.080	<b>Vta 6</b>			134	1:58.342	1 Lap	<b>Vta 10</b>					
13	1:42.981	33.319	126	1:39.834	23.610	108	1:36.033		115	1:37.734	10.208	108	1:36.346				
23	1:42.267	33.688	101	1:39.772	24.281	115	1:37.960	12.580	35	1:49.495	1 Lap	115	1:38.662	13.933			
2	1:42.394	33.990	16	1:39.039	32.680	110	1:41.501	28.856	64	1:50.224	1 Lap	178	1:46.183	1 Lap			
15	1:42.041	34.488	178	1:44.980	43.402	102	1:40.637	30.055	110	1:40.090	32.449	134	1:47.112	1 Lap			
7	1:41.835	34.812	17	1:41.391	43.882	101	1:39.099	31.648	101	1:39.283	33.341	110	1:41.098	40.519			
									35	1:50.183	1 Lap						





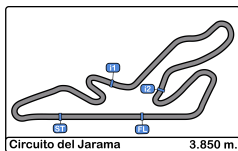
**Circuito del Jarama**  
**Campeonato de España de Resistencia y de GT**  
**Carrera 1 Clase 1-GT**



**Análisis**

Num	T. Vta	Dif 1º	Num	T. Vta	Dif 1º	Num	T. Vta	Dif 1º	Num	T. Vta	Dif 1º	Num	T. Vta	Dif 1º			
102	1:40.692	40.953	188	1:41.930	55.572	7	3:03.920	1 Lap	134	1:52.525	1 Lap	<b>Vta 19</b>			115	1:37.119	
188	1:41.377	45.533	16	1:41.637	57.323	23	1:48.328	1:30.237	17	3:12.184	1:54.863	134	1:48.080	2 Laps	108	1:38.257	04.688
16	1:41.443	49.011	101	1:42.188	1:06.880	64	2:00.213	1 Lap	13	1:44.483	1:55.116	23	1:44.126	1:59.367	7	1:42.771	2:06.446
64	1:52.707	1 Lap	35	1:52.126	1 Lap	115	3:14.446	1:51.865	7	1:42.771	2:06.446	<b>Num T. Vta Dif 1º</b>			23	1:47.583	1 Lap
101	1:40.519	57.539	64	1:49.480	1 Lap	66	1:58.793	3 Laps	<b>Vta 17</b>			7	1:45.494	1 Lap			
17	1:41.026	1:08.989	17	1:41.500	1:17.550	36	1:55.094	1:57.593	115	1:36.086		15	1:42.915	1 Lap			
23	1:41.701	1:12.201	23	1:42.107	1:22.511	178	3:29.745	1 Lap	<b>Num T. Vta Dif 1º</b>			178	1:38.790	1 Lap			
13	1:41.894	1:13.217	13	1:42.857	1:24.370	<b>Vta 15</b>			108	1:36.247	02.153	101	1:40.132	1:03.648			
2	1:43.462	1:20.034	15	1:42.401	1:32.224	110	1:49.633		15	1:42.878	1 Lap	110	1:44.119	1:09.505			
15	1:43.107	1:20.261	66	4:50.638	3 Laps	188	1:41.813	00.353	110	1:46.069	51.611	188	1:43.803	1:22.566			
7	1:43.027	1:21.195	<b>Num T. Vta Dif 1º</b>			16	1:47.561	08.049	178	1:39.689	1 Lap	64	1:49.672	2 Laps			
36	1:42.881	1:26.567	<b>Vta 13</b>			101	1:39.956	08.260	101	3:02.885	54.864	102	1:41.076	1:28.379			
<b>Num T. Vta Dif 1º</b>			108	1:37.032		102	3:36.096	1 Lap	64	1:54.120	2 Laps	16	1:47.839	1:28.585			
<b>Vta 11</b>			36	1:44.850	1 Lap	13	3:01.278	1 Lap	16	1:47.473	1:04.677	<b>Num T. Vta Dif 1º</b>					
108	1:36.842		7	1:51.054	1 Lap	7	1:42.605	1 Lap	188	3:23.471	1:07.172	<b>Vta 20</b>					
115	1:38.644	15.735	2	2:02.318	1 Lap	17	1:50.434	30.872	102	1:42.203	1:17.996	115	1:35.270				
178	1:44.493	1 Lap	115	1:44.131	24.289	15	3:19.944	1 Lap	36	2:50.768	1 Lap	17	1:43.360	1 Lap			
134	1:46.649	1 Lap	178	1:53.785	1 Lap	115	1:36.884	52.455	17	1:44.048	1:22.612	108	1:37.723	07.141			
110	1:39.608	43.285	110	1:41.850	51.518	108	3:30.511	54.217	13	1:45.997	1:24.814	13	1:47.912	1 Lap			
102	1:40.754	44.865	134	1:48.638	1 Lap	66	2:11.940	3 Laps	134	1:49.873	1 Lap	23	1:44.564	1 Lap			
188	1:41.863	50.554	188	1:40.962	59.502	178	1:40.585	1 Lap	23	1:45.761	1:28.829	7	1:45.513	1 Lap			
16	1:40.429	52.598	102	1:47.164	59.604	<b>Num T. Vta Dif 1º</b>			7	1:43.941	1:34.088	134	1:48.845	2 Laps			
35	1:50.818	1 Lap	16	1:41.158	1:01.449	<b>Vta 16</b>			<b>Num T. Vta Dif 1º</b>			15	1:42.967	1 Lap			
101	1:40.907	1:01.604	101	1:41.239	1:11.087	188	1:47.840		<b>Vta 18</b>			178	1:38.089	1 Lap			
64	1:49.588	1 Lap	17	1:41.581	1:22.099	134	3:23.062	2 Laps	115	1:34.600		101	1:39.087	1:07.465			
17	1:40.815	1:12.962	23	1:43.300	1:28.779	102	1:41.757	1 Lap	108	1:35.997	03.550	110	1:44.376	1:18.611			
23	1:41.957	1:17.316	64	1:51.632	1 Lap	101	1:48.211	08.278	15	1:42.875	1 Lap	188	1:43.002	1:30.298			
13	1:42.050	1:18.425	13	1:49.529	1:36.867	13	1:43.845	1 Lap	178	1:39.762	1 Lap	102	1:41.274	1:34.383			
15	1:43.316	1:26.735	66	1:49.526	3 Laps	23	3:09.491	1 Lap	101	1:40.371	1:00.635	<b>Num T. Vta Dif 1º</b>					
7	1:44.529	1:28.882	15	1:50.246	1:45.438	7	1:42.515	1 Lap	110	1:45.494	1:02.505	<b>Vta 21</b>					
2	1:46.333	1:29.525	<b>Num T. Vta Dif 1º</b>			15	1:42.677	1 Lap	64	1:49.996	2 Laps	115	1:36.018				
36	1:42.995	1:32.720	<b>Vta 14</b>			115	1:35.951	40.213	<b>Num T. Vta Dif 1º</b>			64	1:49.852	3 Laps			
<b>Num T. Vta Dif 1º</b>			108	1:46.870		108	1:36.181	42.205	188	1:43.310	1:15.882	16	1:47.736	1 Lap			
<b>Vta 12</b>			36	1:45.743	1 Lap	36	3:11.322	1 Lap	16	1:47.788	1:17.865	108	1:39.068	10.191			
108	1:36.912		110	1:42.013	46.661	64	4:00.646	2 Laps	102	1:41.026	1:24.422	17	1:45.088	1 Lap			
115	1:38.367	17.190	188	1:42.202	54.834	110	3:10.034	1:21.841	17	1:42.762	1:30.774	13	1:47.252	1 Lap			
178	1:43.786	1 Lap	16	1:42.203	56.782	178	1:39.351	1 Lap	13	1:45.396	1:35.610	23	1:45.413	1 Lap			
134	1:46.094	1 Lap	134	1:55.491	1 Lap	16	3:13.647	1:33.503	<b>Num T. Vta Dif 1º</b>			7	1:44.584	1 Lap			
110	1:40.327	46.700	101	1:40.381	1:04.598	102	1:45.992	1:52.092	<b>Vta 19</b>			134	1:49.471	2 Laps			
102	1:41.519	49.472	17	1:41.503	1:16.732												





**Circuito del Jarama**  
**Campeonato de España de Resistencia y de GT**  
**Carrera 1 Clase 1-GT**



**Análisis**

Num	T. Vta	Dif 1º
15	1:43.214	1 Lap
178	1:38.420	1 Lap
101	1:39.364	1:10.811
110	1:43.850	1:26.443

Num	T. Vta	Dif 1º
-----	--------	--------

**Vta 22**

115	1:35.440	
188	1:44.947	1 Lap
102	1:41.261	1 Lap
108	1:37.357	12.108

64	1:49.365	3 Laps
17	1:44.754	1 Lap
23	1:48.379	1 Lap
13	1:50.080	1 Lap
15	1:43.725	1 Lap
134	1:48.428	2 Laps
178	1:39.626	1 Lap
101	1:40.927	1:16.298

Num	T. Vta	Dif 1º
-----	--------	--------

**Vta 23**

115	1:35.847	
110	1:46.800	1 Lap
102	1:41.035	1 Lap
188	1:44.672	1 Lap
108	1:38.110	14.371

17	1:46.040	1 Lap
64	1:49.912	3 Laps
23	1:47.690	1 Lap
15	1:44.010	1 Lap
13	1:50.326	1 Lap
134	1:48.055	2 Laps
178	1:39.006	1 Lap
101	1:40.967	1:21.418

Num	T. Vta	Dif 1º
-----	--------	--------

**Vta 24**

115	1:36.002	
110	1:43.234	1 Lap
102	1:42.104	1 Lap
108	1:41.387	19.756
188	1:47.906	1 Lap

Num	T. Vta	Dif 1º
17	1:44.523	1 Lap
64	1:47.974	3 Laps
23	1:47.402	1 Lap
15	1:47.607	1 Lap
134	1:48.134	2 Laps
13	1:57.432	1 Lap
178	1:39.358	1 Lap
101	1:41.610	1:27.026

Num	T. Vta	Dif 1º
-----	--------	--------

**Vta 25**

115	1:35.593	
110	1:44.183	1 Lap
102	1:43.266	1 Lap
108	1:39.027	23.190

188	1:46.010	1 Lap
17	1:44.580	1 Lap
64	1:47.231	3 Laps
2	21:55.071	12 Laps
15	1:44.693	1 Lap
23	1:47.262	1 Lap
178	1:41.779	1 Lap
134	1:48.523	2 Laps
101	1:39.893	1:31.326

Num	T. Vta	Dif 1º
-----	--------	--------

**Vta 26**

115	1:35.907	
13	2:01.764	2 Laps
108	1:37.705	24.988

110	1:44.936	1 Lap
102	1:42.881	1 Lap
188	1:46.600	1 Lap
17	1:44.822	1 Lap
2	1:44.980	12 Laps
64	1:48.773	3 Laps
15	1:44.803	1 Lap
178	1:41.576	1 Lap
23	1:52.944	1 Lap
134	1:48.259	2 Laps
101	1:39.831	1:35.250

Num	T. Vta	Dif 1º
-----	--------	--------

**Vta 27**

115	1:35.398	
108	1:38.319	27.909
110	1:43.112	1 Lap
102	1:42.797	1 Lap
188	1:46.805	1 Lap
17	1:45.410	1 Lap
2	1:43.596	12 Laps
13	2:53.748	2 Laps
64	1:47.692	3 Laps
15	1:45.065	1 Lap
178	1:39.214	1 Lap

Num	T. Vta	Dif 1º
-----	--------	--------

**Vta 28**

115	1:35.511	
101	1:44.977	1 Lap
134	1:49.510	3 Laps
23	1:58.802	2 Laps
108	1:37.955	30.353
110	1:43.828	1 Lap
102	1:42.262	1 Lap
188	1:45.306	1 Lap
17	1:45.885	1 Lap
2	1:44.339	12 Laps
64	1:48.005	3 Laps
178	1:39.758	1 Lap

Num	T. Vta	Dif 1º
-----	--------	--------

**Vta 29**

115	1:35.534	
15	1:46.490	2 Laps
101	1:40.183	1 Lap
134	1:50.004	3 Laps
108	1:42.762	37.581
110	1:45.635	1 Lap
102	1:44.503	1 Lap
188	1:46.840	1 Lap
17	1:47.659	1 Lap
13	3:22.374	3 Laps
2	1:45.128	12 Laps

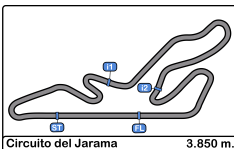
Num	T. Vta	Dif 1º
-----	--------	--------

**Vta 30**

115	1:35.699	
178	1:40.426	2 Laps
23	3:07.228	3 Laps
64	1:49.826	4 Laps
15	1:45.899	2 Laps
134	1:49.897	3 Laps
108	1:42.264	44.146
102	1:42.554	1 Lap
110	1:44.666	1 Lap
188	1:46.564	1 Lap
17	1:47.899	1 Lap
13	1:45.374	3 Laps
2	1:46.771	12 Laps

Num	T. Vta	Dif 1º
-----	--------	--------





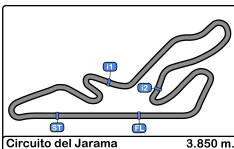
**Circuito del Jarama**  
**Campeonato de España de Resistencia y de GT**  
**Carrera 1 Clase 1-GT**  
**Mejores Sectores**



Sector - 1				Sector - 2				Sector - 3				Vuelta Ideal vs Mejor Vuelta				
Clas	Nº	Piloto	Tiempo	Nº	Piloto	Tiempo	Nº	Piloto	Tiempo	Clas	Nº	Piloto	Vuelta	Mejor	Clas	
1	115	Mayola Comadira - Gutiérrez Agüí	36.515	108	Kosta Kanaroglou	31.226	115	Mayola Comadira - Gutiérrez Agüí	26.760	1	115	Mayola Comadira - Gutiérrez Agüí	1:34.554	1:34.600	1	
2	108	Kosta Kanaroglou	37.144	115	Mayola Comadira - Gutiérrez Agüí	31.279	108	Kosta Kanaroglou	26.873	2	108	Kosta Kanaroglou	1:35.243	1:35.666	2	
3	16	Leonov - Azcona Troya	38.149	178	López Anós - Rodriguez	32.276	178	López Anós - Rodriguez	27.503	3	178	López Anós - Rodriguez	1:38.075	1:38.089	3	
4	101	Philippe Gruau	38.206	101	Philippe Gruau	32.713	110	Fernandez Yuste - Martínez Bueno	27.538	4	101	Philippe Gruau	1:38.779	1:39.087	5	
5	178	López Anós - Rodriguez	38.296	110	Fernandez Yuste - Martínez Bueno	32.740	126	Estragues Valencia - Cabezas Ruiz	27.708	5	16	Leonov - Azcona Troya	1:38.805	1:38.941	4	
6	102	David Serban	38.300	102	David Serban	32.793	16	Leonov - Azcona Troya	27.773	6	102	David Serban	1:39.003	1:39.205	6	
7	126	Estragues Valencia - Cabezas Ruiz	38.485	16	Leonov - Azcona Troya	32.883	101	Philippe Gruau	27.860	7	110	Fernandez Yuste - Martínez Bueno	1:39.113	1:39.608	7	
8	110	Fernandez Yuste - Martínez Bueno	38.835	188	Guillemat - A. De Martin Muñoz	33.256	102	David Serban	27.910	8	126	Estragues Valencia - Cabezas Ruiz	1:39.585	1:39.834	8	
9	17	Martínez Bedmar - Martínez	38.889	17	Martínez Bedmar - Martínez	33.360	188	Guillemat - A. De Martin Muñoz	27.912	9	188	Guillemat - A. De Martin Muñoz	1:40.121	1:40.392	9	
10	15	Alba Cano Ramirez	38.932	126	Estragues Valencia - Cabezas Ruiz	33.392	17	Martínez Bedmar - Martínez	28.183	10	17	Martínez Bedmar - Martínez	1:40.432	1:40.797	10	
11	188	Guillemat - A. De Martin Muñoz	38.953	23	Ros Fernandez - Luis García Malina	33.616	23	Ros Fernandez - Luis García Malina	28.211	11	15	Alba Cano Ramirez	1:40.937	1:41.250	12	
12	13	Amalia Vinyes Dabad	38.999	15	Alba Cano Ramirez	33.653	7	Vicinanza - Cosin Camps	28.228	12	23	Ros Fernandez - Luis García Malina	1:40.937	1:41.261	13	
13	7	Vicinanza - Cosin Camps	39.072	7	Vicinanza - Cosin Camps	33.656	15	Alba Cano Ramirez	28.352	13	7	Vicinanza - Cosin Camps	1:40.956	1:41.630	14	
14	23	Ros Fernandez - Luis García Malina	39.110	2	Martin de Andres - Hernando Alonso	33.662	13	Amalia Vinyes Dabad	28.356	14	13	Amalia Vinyes Dabad	1:41.034	1:41.131	11	
15	36	Aso Arjol - Fontes Blanco	39.253	13	Amalia Vinyes Dabad	33.679	2	Martin de Andres - Hernando Alonso	28.448	15	2	Martin de Andres - Hernando Alonso	1:41.458	1:41.641	15	
16	2	Martin de Andres - Hernando Alonso	39.348	36	Aso Arjol - Fontes Blanco	33.685	36	Aso Arjol - Fontes Blanco	28.629	16	36	Aso Arjol - Fontes Blanco	1:41.567	1:41.804	16	
17	66	Julio Carayol Casas	40.437	71	F. Pérez Espallargas - Abella	34.796	71	F. Pérez Espallargas - Abella	29.339	17	71	F. Pérez Espallargas - Abella	1:45.054	1:45.335	17	
18	71	F. Pérez Espallargas - Abella	40.919	134	Righi - Gomez	35.334	134	Righi - Gomez	29.591	18	134	Righi - Gomez	1:45.954	1:46.094	18	
19	134	Righi - Gomez	41.029	66	Julio Carayol Casas	35.345	64	Arrau - Pineda Sanchez	29.778	19	66	Julio Carayol Casas	1:46.118	1:46.200	19	
20	35	Eduardo Lázaro Berce	41.225	64	Arrau - Pineda Sanchez	36.034	35	Eduardo Lázaro Berce	30.287	20	64	Arrau - Pineda Sanchez	1:47.186	1:47.231	20	
21	64	Arrau - Pineda Sanchez	41.374	35	Eduardo Lázaro Berce	36.508	66	Julio Carayol Casas	30.336	21	35	Eduardo Lázaro Berce	1:48.020	1:48.020	21	





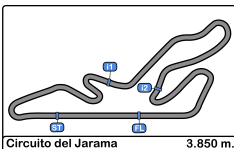


Circuito del Jarama  
Campeonato de España de Resistencia y de GT  
Carrera 1 Clase 1-GT  
Secuencia Lider



Nº	Equipo	Nac	Piloto 1	Nac	Piloto 2	Nac	Vehiculo	Cat	Vta. Inicio	Vta. Fin	Vtas	Vtas. Totales
108	E2P Esc. Española Pilotos		Kosta Kanaroglou	GRC			Mosler MT900	C1	1	14	14	14
110	Miguel Fernandez Yuste		<u>Miguel Fernandez Yuste</u>	ESP	José Martinez Bueno	ESP	KTM X-Bow	C2	15	15	1	1
188	NM Racing Team		<u>Maxime Guillemat</u>	ESP	Jr. Jesús A. De Martin Muñoz	ESP	JF Ginetta G55 GT4	C3	16	16	1	1
115	Pcr Sport		<u>Josep Mayola Comadira</u>	ESP	JF Francesc Gutiérrez Agüí	ESP	Ferrari 458	C1	17	30	14	14



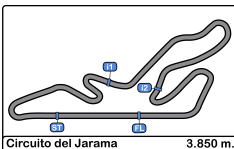


**Circuito del Jarama**  
**Campeonato de España de Resistencia y de GT**  
**Carrera 1 Clase 1-GT**  
**5 Mejores Tiempos**



Cl	Nº	Equipo	Nac	Piloto 1	Nac	Piloto 2	Nac	Vehiculo	Cat	Cl	Mejor 1		Mejor 2		Mejor 3		Mejor 4		Mejor 5		
											Tiempo	Vta	Tiempo	Vta	Tiempo	Vta	Tiempo	Vta	Tiempo	Vta	
1	115	Pcr Sport		<b>Josep Mayola Comadira</b>	ESP	JF	Francesc Gutiérrez Agüí	ESP	Ferrari 458	C1	1	<b>1:34.600</b>	18	1:35.270	20	1:35.398	27	1:35.440	22	1:35.511	28
2	108	E2P Esc. Española Pilotos		Kosta Kanaroglou	GRC				Mosler MT900	C1	2	<b>1:35.666</b>	5	1:35.985	4	1:35.997	18	1:36.033	6	1:36.107	3
3	178	R. A. C Circuito Guadalupe		<b>Luis López Anós</b>	ESP	JF	Alvaro Rodriguez Sastre	ESP	Porsche 911 991 GT3 Cup	C2	1	<b>1:38.089</b>	19	1:38.420	20	1:38.790	18	1:39.006	22	1:39.214	26
4	16	Tecnicars Racing Team		Evgeni Leonov	ESP		<b>Mikel Azcona Troyas</b>	ESP	Jr. CUPRA TCR DSG	TCR	1	<b>1:38.941</b>	5	1:39.039	4	1:39.511	6	1:39.614	2	1:39.648	7
5	101	Philippe Gruau		Philippe Gruau	FRA	JF			Vortex V8	C1	3	<b>1:39.087</b>	20	1:39.099	6	1:39.283	8	1:39.364	21	1:39.772	4
6	102	Willi Motorsport		David Serban	ROU	Jr.			Audi R8 GT4	C3	1	<b>1:39.205</b>	9	1:39.650	8	1:39.734	5	1:39.839	4	1:40.637	3
7	110	Miguel Fernandez Yuste		<b>Miguel Fernandez Yuste</b>	ESP		José Martínez Bueno	ESP	KTM X-Bow	C2	2	<b>1:39.608</b>	11	1:40.090	8	1:40.157	9	1:40.249	5	1:40.327	12
8	126	NM Racing Team		<b>Albert Estragues Valencia</b>	ESP	Jr.	Ignacio Cabezas Ruiz	ESP	Transam Euro	C2	3	<b>1:39.834</b>	4	1:40.161	3	1:41.539	2	1:55.539	1		
9	188	NM Racing Team		<b>Maxime Guillemat</b>	ESP	Jr.	Jesús A. De Martin Muñoz	ESP	JF Ginetta G55 GT4	C3	2	<b>1:40.392</b>	4	1:40.487	8	1:40.505	7	1:40.593	6	1:40.804	9
10	17	RC2 Junior Team		Raul Martínez Bedmar	ESP		<b>Ruben Martinez Bedmar</b>	ESP	CUPRA TCR	TCR	2	<b>1:40.797</b>	7	1:40.815	11	1:40.861	8	1:41.019	6	1:41.026	10
11	13	Baporo Motorsport		Amalia Vinyes Dabad	AND	Da			CUPRA TCR DSG	TCR	3	<b>1:41.131</b>	6	1:41.401	8	1:41.474	7	1:41.894	10	1:41.923	5
12	15	Monlau Competición		Alba Cano Ramirez	ESP	Da			CUPRA TCR DSG	TCR	4	<b>1:41.250</b>	6	1:42.041	2	1:42.084	4	1:42.375	7	1:42.401	12
13	23	RC2 Junior Team		<b>Didac Ros Fernandez</b>	ESP	Jr.	José Luis García Molina	ESP	JF CUPRA TCR DSG	TCR	5	<b>1:41.261</b>	7	1:41.455	6	1:41.495	8	1:41.502	5	1:41.701	10
14	7	Monlau Competición		<b>Gianluigi Vicinanza</b>	ITA	JF	Álex Cosin Camps	ESP	CUPRA TCR	TCR	6	<b>1:41.630</b>	6	1:41.684	7	1:41.835	2	1:42.163	4	1:42.271	5
15	2	SMC Junior Motorsport		Gonzalo Martin de Andres	ESP		<b>Enrique Hernando Alonso</b>	ESP	Jr. Peugeot 308 TCR	TCR	7	<b>1:41.641</b>	6	1:42.284	4	1:42.394	2	1:42.428	7	1:42.556	8
16	36	Pcr Sport		<b>Guillermo Aso Arjol</b>	ESP		Álvaro Fontes Blanco		CUPRA TCR DSG	TCR	8	<b>1:41.804</b>	2	1:42.276	6	1:42.450	9	1:42.493	7	1:42.862	8
17	71	Chefo Sport		Luis F. Pérez Espallargas	ESP		<b>Nicolas Abella</b>	ESP	Jr. Peugeot 308 Racing Cup.	D2	1	<b>1:45.335</b>	5	1:45.569	4	1:46.000	3	1:46.228	2	2:17.853	1
18	134	Emmanuel Righi		<b>Emmanuel Righi</b>	CHE		Philippe Bonnel	FRA	Maserati Trofeo MC GT4	C3	3	<b>1:46.094</b>	11	1:46.649	10	1:47.112	9	1:47.609	3	1:48.055	21
19	66	Julio Carayol Casas		Julio Carayol Casas	ESP				CUPRA TCR	TCR	9	<b>1:46.200</b>	2	1:47.004	3	1:49.526	10	1:51.250	4	1:53.972	5
20	64	Chefo Abella		<b>Pierre Arraou</b>	FRA	JF	Samuel Pineda Sanchez	ESP	Peugeot 308 Racing Cup.	D2	2	<b>1:47.231</b>	22	1:47.692	24	1:47.974	21	1:48.005	25	1:48.737	3
21	35	RC2 Junior Team		Eduardo Lázaro Bercedo	ESP	JF			Seat Leon Supercopa MK2	D2	3	<b>1:48.020</b>	4	1:48.934	8	1:49.128	3	1:49.486	5	1:49.495	7



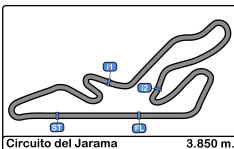


**Circuito del Jarama**  
**Campeonato de España de Resistencia y de GT**  
**Carrera 1 Clase 1-GT**  
**5 Mejores Velocidades**



Cl	Nº	Equipo	Nac	Piloto 1	Nac	Piloto 2	Nac	Vehiculo	Cat	Cl	Max 1		Max 2		Max 3		Max 4		Max 5		Med
											Km/h	Vta	Km/h	Vta	Km/h	Vta	Km/h	Vta	Km/h	Vta	
1	115	Pcr Sport		<u>Josep Mayola Comadira</u>	ESP	JF	Francesc Gutiérrez Agüí	Ferrari 458	C1	1	<b>251.1</b>	19	248.8	27	248.2	23	247.7	21	247.1	17	248.6
2	102	Willi Motorsport		David Serban	ROU	Jr.		Audi R8 GT4	C3	1	<b>246.5</b>	8	243.2	13	242.6	9	242.1	11	242.1	18	243.3
3	108	E2P Esc. Española Pilotos		Kosta Kanaroglou	GRC			Mosler MT900	C1	2	<b>243.2</b>	13	242.6	17	241.6	12	241.6	18	241.0	10	242.0
4	178	R. A. C Circuito Guadalope		<u>Luis López Anós</u>	ESP	JF	Alvaro Rodriguez Sastre	Porsche 911 991 GT3 Cup	C2	1	<b>242.1</b>	19	239.4	22	235.8	18	235.2	21	233.7	23	237.2
5	101	Philippe Gruau		Philippe Gruau	FRA	JF		Vortex V8	C1	3	<b>240.0</b>	18	239.4	7	238.9	12	238.4	6	237.8	13	238.9
6	15	Monlau Competición		Alba Cano Ramirez	ESP	Da		CUPRA TCR DSG	TCR	1	<b>233.2</b>	6	231.2	7	230.2	3	228.3	4	226.8	2	230.0
7	2	SMC Junior Motorsport		Gonzalo Martin de Andres	ESP		<u>Enrique Hernando Alonso</u>	Peugeot 308 TCR	TCR	2	<b>231.2</b>	8	230.7	7	229.7	6	229.2	10	228.8	2	229.9
8	16	Tecnicars Racing Team		Evgeni Leonov	ESP		<u>Mikel Azcona Troyas</u>	CUPRA TCR DSG	TCR	3	<b>230.7</b>	6	230.2	4	230.2	9	229.7	5	227.8	8	229.7
9	13	Baporo Motorsport		Amalia Vinyes Dabad	AND	Da		CUPRA TCR DSG	TCR	4	<b>230.2</b>	8	225.9	6	225.0	10	225.0	12	224.5	16	226.1
10	36	Pcr Sport		<u>Guillermo Aso Arjol</u>	ESP		Álvaro Fontes Blanco	CUPRA TCR DSG	TCR	5	<b>229.7</b>	10	228.8	9	226.8	6	226.4	13	225.9	12	227.5
11	17	RC2 Junior Team		Raul Martínez Bedmar	ESP		<u>Ruben Martinez Bedmar</u>	CUPRA TCR	TCR	6	<b>229.2</b>	8	227.8	2	224.5	7	220.8	4	220.8	18	224.6
12	66	Julio Carayol Casas		Julio Carayol Casas	ESP			CUPRA TCR	TCR	7	<b>228.3</b>	2	213.4	10	210.5	3	201.1	4	195.2	5	209.7
13	7	Monlau Competición		<u>Gianluigi Vicinanza</u>	ITA	JF	Álex Cosin Camps	CUPRA TCR	TCR	8	<b>227.8</b>	6	226.8	7	226.8	15	226.8	17	226.4	16	226.9
14	23	RC2 Junior Team		<u>Didac Ros Fernandez</u>	ESP	Jr.	José Luis García Molina	CUPRA TCR DSG	TCR	9	<b>227.8</b>	8	226.8	12	225.4	6	225.0	11	224.5	13	225.9
15	126	NM Racing Team		<u>Albert Estragues Valencia</u>	ESP	Jr.	Ignacio Cabezas Ruiz	Transam Euro	C2	2	<b>227.8</b>	5	219.5	4	218.1	3	216.4	2	158.5	1	208.1
16	110	Miguel Fernandez Yuste		<u>Miguel Fernandez Yuste</u>	ESP		José Martínez Bueno	KTM X-Bow	C2	3	<b>225.9</b>	23	223.6	3	223.6	11	223.1	4	222.6	29	223.7
17	188	NM Racing Team		<u>Maxime Guillemat</u>	ESP	Jr.	Jesús A. De Martin Muñoz	Ginetta G55 GT4	C3	2	<b>225.0</b>	19	225.0	21	222.2	20	221.7	26	220.8	6	222.9
18	71	Chefo Sport		Luis F. Pérez Espallargas	ESP		<u>Nicolas Abella</u>	Peugeot 308 Racing Cup.	D2	1	<b>219.0</b>	6	213.0	4	211.3	3	209.3	5	204.1	2	211.3
19	134	Emmanuel Righi		<u>Emmanuel Righi</u>	CHE		Philippe Bonnel	Maserati Trofeo MC GT4	C3	3	<b>216.4</b>	17	216.4	22	215.5	9	215.1	23	211.3	20	214.9
20	64	Chefo Abella		<u>Pierre Arraou</u>	FRA	JF	Samuel Pineda Sanchez	Peugeot 308 Racing Cup.	D2	2	<b>208.4</b>	8	207.2	12	205.7	3	205.7	5	205.7	11	206.5
21	35	RC2 Junior Team		Eduardo Lázaro Bercedo	ESP	JF		Seat Leon Supercopa MK2	D2	3	<b>202.6</b>	12	201.1	4	200.7	5	200.0	6	200.0	9	200.8



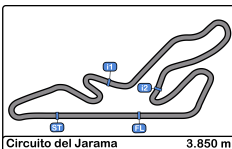


Circuito del Jarama  
Campeonato de España de Resistencia y de GT  
Carrera 1 Clase 1-GT  
Secuencia Vueltas Rápidas



Vta	Hora Día	Tiempo Sesión	Nº	Equipo	Nac	Piloto 1	Nac	Piloto 2	Nac	Vehículo	Cat	Tiempo	Km/h	
2	12:48:10.644	3:21.644	108	E2P Esc. Española Pilotos		Kosta Kanaroglou	GRC			Mosler MT900	C1	1:36.766	143.2	
3	12:49:46.751	4:57.751	108	E2P Esc. Española Pilotos		Kosta Kanaroglou	GRC			Mosler MT900	C1	1:36.107	144.2	
4	12:51:22.736	6:33.736	108	E2P Esc. Española Pilotos		Kosta Kanaroglou	GRC			Mosler MT900	C1	1:35.985	144.3	
5	12:52:58.402	8:09.402	108	E2P Esc. Española Pilotos		Kosta Kanaroglou	GRC			Mosler MT900	C1	1:35.666	144.8	
18	13:15:58.787	31:09.787	115	Pcr Sport		Josep Mayola Comadira	ESP	JF	<u>Francesc Gutiérrez</u>	ESP	Ferrari 458	C1	1:34.600	146.5



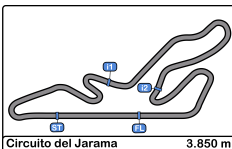


**Circuito del Jarama**  
**Campeonato de España de Resistencia y de GT**  
**Carrera 1 Clase 1-GT**  
**Mejor Maxima Velocidad del Evento**



Nº	Equipo	Nac	Piloto 1	Nac	Piloto 2	Nac	Vehiculo	Cat	Km/h	Sesión
115	Pcr Sport		Josep Mayola Comadira	ESP	JF	Francesc Gutiérrez Agüí	Ferrari 458	C1	258.3	Entreno Cronometrado Clase 1-GT
102	Willi Motorsport		David Serban	ROU	Jr.		Audi R8 GT4	C3	250.0	Entrenamientos Libres - 3
126	NM Racing Team		Albert Estragues Valencia	ESP	Jr.	Ignacio Cabezas Ruiz	Transam Euro	C2	245.4	Entrenamientos Libres - 3
178	R. A. C Circuito Guadalupe		Luis López Anós	ESP	JF	Alvaro Rodriguez Sastre	Porsche 911 991 GT3 Cup	C2	245.4	Entreno Cronometrado Clase 1-GT
108	E2P Esc. Española Pilotos		Kosta Kanaroglou	GRC			Mosler MT900	C1	244.3	Entreno Cronometrado Clase 1-GT
101	Philippe Gruau		Philippe Gruau	FRA	JF		Vortex V8	C1	240.0	Carrera 1 Clase 1-GT
17	RC2 Junior Team		Raul Martínez Bedmar	ESP		Ruben Martinez Bedmar	CUPRA TCR	TCR	235.8	Entreno Cronometrado Clase 1-GT
16	Tecnicars Racing Team		Evgeni Leonov	ESP		Mikel Azcona Troyas	CUPRA TCR DSG	TCR	234.7	Entreno Cronometrado Clase 1-GT
15	Monlau Competición		Alba Cano Ramirez	ESP	Da		CUPRA TCR DSG	TCR	233.2	Carrera 1 Clase 1-GT
2	SMC Junior Motorsport		Gonzalo Martin de Andres	ESP		Enrique Hernando Alonso	Peugeot 308 TCR	TCR	232.7	Entrenamientos Libres - Clase 1-GT
111	Escudería Lagun Artea		Pablo Yeregui Ybarra	ESP		Daniel Carretero Ortega	Ginetta G55 GT4	C3	231.7	Entrenamientos Libres - Clase 1-GT
7	Monlau Competición		Gianluigi Vicinanza	ITA	JF	Álex Cosin Camps	CUPRA TCR	TCR	231.7	Entreno Cronometrado Clase 1-GT
36	Pcr Sport		Guillermo Aso Arjol	ESP		Álvaro Fontes Blanco	CUPRA TCR DSG	TCR	231.7	Entreno Cronometrado Clase 1-GT
77	Baporo Motorsport		Alberto Vescovi	ITA	JF	Roberto Ferri	CUPRA TCR	TCR	230.2	Entrenamientos Libres - Clase 1-GT
188	NM Racing Team		Maxime Guillemat	ESP	Jr.	Jesús A. De Martin Muñoz	Ginetta G55 GT4	C3	230.2	Entrenamientos Libres - Clase 1-GT
13	Baporo Motorsport		Amalia Vinyes Dabad	AND	Da		CUPRA TCR DSG	TCR	230.2	Entreno Cronometrado Clase 1-GT
23	RC2 Junior Team		Didac Ros Fernandez	ESP	Jr.	José Luís García Molina	CUPRA TCR DSG	TCR	230.2	Entreno Cronometrado Clase 1-GT
66	Julio Carayol Casas		Julio Carayol Casas	ESP			CUPRA TCR	TCR	229.7	Entreno Cronometrado Clase 1-GT
110	Miguel Fernandez Yuste		Miguel Fernandez Yuste	ESP		José Martinez Bueno	KTM X-Bow	C2	226.8	Entrenamientos Libres - Clase 1-GT
71	Chefo Sport		Luis F. Pérez Espallargas	ESP		Nicolas Abella	Peugeot 308 Racing Cup.	D2	223.6	Entrenamientos Libres - Clase 1-GT
134	Emmanuel Righi		Emmanuel Righi	CHE		Philippe Bonnel	Maserati Trofeo MC GT4	C3	222.6	Entreno Cronometrado Clase 1-GT
72	Alexander Villanueva Ruiz		Alexander Villanueva Ruiz	ESP	JF	Alexander Villanueva Brox	CUPRA TCR DSG	TCR	222.2	Entreno Cronometrado Clase 1-GT
8	VSR Motorsport		Ivan Velasco Sanchez	ESP		Antonio Castillo Navas	Peugeot RCZ	D3	217.7	Entrenamientos Libres - Clase 2-3
26	E2P Esc. Española Pilotos		Antonio Sainero Infante	ESP	Jr.	Alvaro Bajo Robles	Peugeot RCZ	D3	217.7	Entrenamientos Libres - 2
11	Chefo Sport		Laurent Puitgmal	FRA			Peugeot RCZ	D3	216.0	Entreno Cronometrado Clase 2-3 Piloto
21	Chefo Sport		Gabriel Alonso Savarino	ESP	JF	Mariano Alonso Gentile	Peugeot RCZ	D3	212.5	Entrenamientos Libres - Clase 2-3
33	Chefo Sport		Angel Santos Valle	ESP		Bruno Mendez Lopez	Renault Clio Cup IV	D4	211.7	Entrenamientos Libres - Clase 2-3
25	Ultima Vuelta		Francisco Perez Sierra	ESP			Peugeot 207 PROTO	D4	211.7	Entrenamientos Libres - Clase 2-3
64	Chefo Abella		Pierre Arraou	FRA	JF	Samuel Pineda Sanchez	Peugeot 308 Racing Cup.	D2	210.9	Entrenamientos Libres - Clase 1-GT
46	Ultima Vuelta		Hector Hernández Benito	ESP		Borja Hormigos Nicolas	Mini Challenge	D5	210.1	Entrenamientos Libres - Clase 2-3



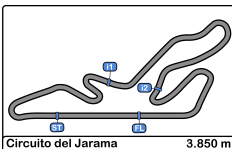


**Circuito del Jarama**  
**Campeonato de España de Resistencia y de GT**  
**Carrera 1 Clase 1-GT**  
**Mejor Maxima Velocidad del Evento**



Nº	Equipo	Nac	Piloto 1	Nac	Piloto 2	Nac	Vehiculo	Cat	Km/h	Sesión
37	Israel de Ana Morales		Israel de Ana Morales	ESP			Peugeot 207	D5	210.1	Entreno Cronometrado Clase 2-3 Piloto
31	VSR Motorsport		Javier Aguado Ortega	ESP	Jr.	Antonio Aguado Ortega	Renault Clio Cup IV	D4	210.1	Carrera 1 Clase 2-3
4	Henri Pellefigue		Henri Pellefigue	FRA	JF	Edouard Atkatlian	Renault Spider	D5	209.3	Carrera 1 Clase 2-3
24	SMC Junior Motorsport		Rafael Rodríguez Novillo	ESP	JF	José Antonio Rueda	Renault Clio Cup IV	D4	208.4	Carrera 1 Clase 2-3
34	SMC Junior Motorsport		Iñigo Moreno de Cala	ESP			Renault Clio Cup IV	D4	208.0	Entreno Cronometrado Clase 2-3 Piloto
55	Motor Club Sabadell		Jose Luis Cejudo Vicente	ESP		Marc Cejudo Barbolla	Renault Clio Cup IV	D4	208.0	Entreno Cronometrado Clase 2-3 Piloto
35	RC2 Junior Team		Eduardo Lázaro Bercedo	ESP	JF		Seat Leon Supercopa MK2	D2	208.0	Entreno Cronometrado Clase 1-GT
43	Chefo Sport		Ivan Hernandez Gonzalo	ESP	Jr.		Renault Clio Cup IV	D4	208.0	Carrera 1 Clase 2-3
27	SMC Junior Motorsport		Moisés Ruiz Medina	ESP			Peugeot RCZ	D3	207.6	Entrenamientos Libres - Clase 2-3
14	Skualo Competición		Henk Van Zoest	ESP	JF		Renault Clio Cup IV	D4	207.6	Entreno Cronometrado Clase 2-3 Piloto
86	Desguaces La Torre		Vicente Gabriel Vallés	ESP	JF		Ford Fiesta 1.6	D5	206.1	Entreno Cronometrado Clase 2-3 Piloto
18	CD Plemar Sport		José Luís López	ESP	JF	Alvaro Rodriguez Sastre	Renault Clio Cup IV	D4	206.1	Carrera 1 Clase 2-3
20	RC2 Junior Team		Victor Fernandez Gil	ESP		Felipe Fernandez Gil	Renault Clio Cup IV	D4	203.7	Entrenamientos Libres - 2
98	Lurauto KK		Roberto Alonso Lopez	ESP		Iker Lujambio Mintegiuga	Mini Cooper	O.M.	197.4	Entrenamientos Libres - Clase 2-3
97	Lurauto KK		Ion Villar Erasquin	ESP		Iñaki Beguiristain Ugarte	Mini Cooper	O.M.	197.4	Entrenamientos Libres - Clase 2-3
95	Lurauto KK		Santiago Arribas Palacios	ESP		Eduardo Alonso de Pablo	Mini Cooper	O.M.	196.7	Entrenamientos Libres - Clase 2-3
80	CD Plemar Sport		Juan de Dios Gomez	ESP			Mini Cooper	O.M.	196.3	Entrenamientos Libres - 2
90	Lurauto KK		Rafael Cid Mouteira	ESP		José E. Ruiz Pérez	Mini Cooper	O.M.	193.8	Entrenamientos Libres - Clase 2-3
12	Peña Autocross Arteixo		Juan Campos Toimil	ESP			Renault Clio Cup III	D5	193.8	Entreno Cronometrado Clase 2-3 Piloto
91	Lurauto KK		José Manuel Alonso Prieto	ESP	JF	Hector Ares Torron	Mini Cooper	O.M.	193.5	Entrenamientos Libres - Clase 2-3
92	Lurauto KK		Juan Colin Camacho	ESP	JF	Juan I. Eguiara Susaeta	Mini Cooper	O.M.	193.5	Carrera 1 Clase 2-3
94	Lurauto KK		Fernando Gomez Blanco	ESP	JF	Carlos de Miguel Egea	Mini Cooper	O.M.	193.2	Entrenamientos Libres - Clase 2-3
96	Lurauto KK		Jorge Espinosa	ESP	JF	Luis M. García Gonzalez	Mini Cooper	O.M.	192.8	Entrenamientos Libres - Clase 2-3
93	Lurauto KK		Alberto Canovas Gil	ESP		Mario Herraiz Lopez	Mini Cooper	O.M.	192.5	Entrenamientos Libres - Clase 2-3
99	CD Plemar Sport		Manolo Escribano	ESP	JF		Mini Cooper	O.M.	192.1	Entreno Cronometrado Clase 2-3 Piloto
85	Desguaces La Torre		José Antonio Chicoy	ESP			Ford Fiesta ST Line	O.M.	189.1	Entrenamientos Libres - 2
87	Desguaces La Torre		Angel Lafuente Lopez	ESP			Ford Fiesta ST Line	O.M.	187.5	Entrenamientos Libres - Clase 2-3
89	Desguaces La Torre		Rubén Sabater Saura	ESP			Ford Fiesta ST Line	O.M.	185.8	Entrenamientos Libres - 2
81	Extremadura Rally Team		Miguel Grande Garcia	ESP	Jr.		Ford Fiesta ST Line	O.M.	185.8	Entrenamientos Libres - 2
82	Motor Club S.R. Pitius		Marcelo Torres Guasch	ESP		Sergio Torres Porras	Ford Fiesta ST Line	O.M.	184.9	Entrenamientos Libres - Clase 2-3





**Circuito del Jarama**  
**Campeonato de España de Resistencia y de GT**  
**Carrera 1 Clase 1-GT**  
**Cuentavueltas**



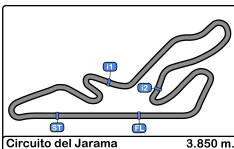
**Vta**

Nr	Po	Grid	1	2	3	4	5	6	7	8	9	10	11	12	13	14	15	16	17	18	19	20	21	22	23	24	25	26	27	28	29	30
108	<b>1</b>	108	108	108	108	108	108	108	108	108	108	108	108	108	108	108	110	188	115	115	115	115	115	115	115	115	115	115	115	115	115	
115	<b>2</b>	115	115	115	115	115	115	115	115	115	115	115	115	115	115	110	188	101	108	108	108	108	108	108	108	108	108	108	108	108	108	108
126	<b>3</b>	126	110	110	110	110	110	110	110	110	110	110	110	110	110	188	16	115	110	101	101	101	101	101	101	101	101	101	101	101	102	
110	<b>4</b>	110	188	188	102	102	102	102	101	101	102	102	102	102	188	16	101	108	101	110	110	110	110	110	110	110	110	110	110	110	110	
101	<b>5</b>	101	102	102	188	188	101	101	102	102	188	188	188	188	102	101	17	110	16	188	188	188	188	102	102	102	102	102	102	102	188	
102	<b>6</b>	102	126	126	126	126	188	188	188	188	16	16	16	16	16	17	115	16	188	16	102	102	102	188	188	188	188	188	188	188	17	
188	<b>7</b>	188	101	101	101	101	16	16	16	16	101	101	101	101	101	23	108	102	102	102	16	16	17	17	17	17	17	17	17	17	17	
178	<b>8</b>	178	178	178	16	16	17	17	17	17	17	17	17	17	17	115	102	17	17	17	17	17	23	23	23	15	15	15	178	178		
111	<b>9</b>	111	134	16	178	178	23	23	23	23	23	23	23	23	23	36	13	13	13	13	13	13	13	15	15	23	178	178	15	15		
134	<b>10</b>	134	16	134	134	17	13	13	13	13	13	13	13	13	13	102	23	23	23	23	23	23	15	13	13	178	23	23	23			
16	<b>11</b>	16	17	17	17	23	2	2	2	2	2	15	15	15	13	7	7	7	7	7	7	7	178	178	178	13	13	134	134			
15	<b>12</b>	15	13	13	23	13	15	15	15	15	15	7	36	36	7	15	15	15	15	15	15	15	134	134	134	134	134	13	13			
7	<b>13</b>	7	23	23	13	2	7	7	7	7	7	7	2	7	134	15	36	178	178	178	178	178	64	64	64	64	64	64				
13	<b>14</b>	13	2	2	2	15	36	36	36	36	36	36	2	7	178	178	36	134	134	134	134											
17	<b>15</b>	17	15	15	15	7	178	178	178	178	178	178	178	178	64	134	134	134	64	64	64	64										
23	<b>16</b>	23	7	7	7	36	134	134	134	134	134	134	134	134	178	64	64	64	2	2												
77	<b>17</b>	77	36	36	36	134	71	35	35	35	35	35	35	64	2	2	2	2														
2	<b>18</b>	2	66	66	66	71	66	64	64	64	64	64	64	66																		
36	<b>19</b>	36	71	71	71	66	35	66	66	66	66	66																				
72	<b>20</b>	72	35	35	35	35	64																									
66	<b>21</b>	66	64	64	64	64																										
71	<b>22</b>	71																														
35	<b>23</b>	35																														
64	<b>24</b>	64																														









## Circuito del Jarama

### Campeonato de España de Resistencia y de GT

#### Carrera 1 Clase 1-GT

#### Tiempos Parada en Pit



Circuito del Jarama 3.850 m.

Nr.	Hora Día	Equipo	Nac	Piloto 1	Nac	Piloto 2	Nac	Vehiculo	Cat	Tiempo Entrada	Parada Nº	Tiempo Pit	Handicap	Penalización
66	11:00:55.081	Julio Carayol Casas		Julio Carayol Casas	ESP			CUPRA TCR	TCR	16:05.808	1	2:39.180		
7	11:05:58.517	Monlau Competición		<u>Gianluigi Vicinanza</u>	ITA	JF	Álex Cosin Camps	ESP	TCR	21:09.244	1	1:27.349	1:25	
2	11:06:11.718	SMC Junior Motorsport		Gonzalo Martin de Andres	ESP	Jr.	<u>Enrique Hernando</u>	ESP	TCR	21:22.445	1	20:13.392	1:45	
115	11:06:17.619	Pcr Sport		<u>Josep Mayola Comadira</u>	ESP	JF	Francesc Gutiérrez Agüí	ESP	C1	21:28.346	1	1:42.283	1:35	
178	11:06:43.976	R. A. C Circuito Guadalupe		<u>Luis López Anós</u>	ESP	JF	Alvaro Rodriguez Sastre	ESP	C2	21:54.703	1	1:50.061	1:40	
102	11:06:53.258	Willi Motorsport		David Serban	ROU	Jr.		Audi R8 GT4	C3	22:03.985	1	1:57.704	1:55	
13	11:07:29.725	Baporo Motorsport		Amalia Vinyes Dabad	AND	Da		CUPRA TCR DSG	TCR	22:40.452	1	1:24.427	1:20	
15	11:07:39.099	Monlau Competición		Alba Cano Ramirez	ESP	Da		CUPRA TCR DSG	TCR	22:49.826	1	1:42.723	1:40	
108	11:07:40.348	E2P Esc. Española Pilotos		Kosta Kanaroglou	GRC			Mosler MT900	C1	22:51.075	1	1:56.601	1:55	
134	11:08:42.973	Emmanuel Righi		<u>Emmanuel Righi</u>	CHE		Philippe Bonnel	FRA	C3	23:53.700	1	1:36.465	1:20	
23	11:09:10.688	RC2 Junior Team		<u>Didac Ros Fernandez</u>	ESP	Jr.	José Luis García Molina	ESP	JF	24:21.415	1	1:29.621	1:20	
64	11:09:24.110	Chefo Abella		<u>Pierre Arraou</u>	FRA	JF	Samuel Pineda Sanchez	ESP	D2	24:34.837	1	2:14.325	1:30	
36	11:09:37.654	Pcr Sport		<u>Guillermo Aso Arjol</u>	ESP		Álvaro Fontes Blanco		TCR	24:48.381	1	1:26.787	1:25	
110	11:10:15.726	Miguel Fernandez Yuste		<u>Miguel Fernandez Yuste</u>	ESP		José Martínez Bueno	ESP	C2	25:26.453	1	1:30.879	1:20	
16	11:10:24.738	Tecnicars Racing Team		Evgeni Leonov	ESP		<u>Mikel Azcona Troyas</u>	ESP	Jr.	25:35.465	1	1:32.435	1:25	
17	11:10:45.398	RC2 Junior Team		Raul Martínez Bedmar	ESP		<u>Ruben Martinez Bedmar</u>	ESP	TCR	25:56.125	1	1:33.604	1:30	
188	11:12:05.033	NM Racing Team		<u>Maxime Guillemat</u>	ESP	Jr.	Jesús A. De Martin Muñoz	ESP	JF	27:15.760	1	1:45.632	1:40	
101	11:12:12.367	Philippe Gruau		Philippe Gruau	FRA	JF		Vortex V8	C1	27:23.094	1	1:28.783	1:20	
13	11:31:38.650	Baporo Motorsport		Amalia Vinyes Dabad	AND	Da		CUPRA TCR DSG	TCR	46:49.377	2	1:39.399	1:20	

