

## RACING WEEKEND

22 - 23 June 2019

Laps: 0

Circuit de la C.Valenciana  
Length: 4005 metros

### Results

### Carrera 1

### CER C2.3

Pos.	N.	Driver	Team	Car	Nat.	Laps	Time	Best Lap	Last Lap	iL	Gap	Interval	Speed	Gr	Div
1	26	BAJO-Sainero	E2P Española Pilot	Peugeot RCZ	ESP	26	51:00,888	01:49,925	01:51,752	6			122,51		D3
2	19	CIACCI-Espinosa	Lurauto KK	BMW M235i R.	ITA	26	51:01,571	<b>01:48,751</b>	01:51,668	3	00:00,683	00:00,683	122,47		D3
3	11	PUITGMAL,Laurent	Chefo Sport	Peugeot RCZ	FRA	26	51:19,491	01:49,065	01:51,477	6	00:18,603	00:17,920	121,75		D3
4	8	VELASCO-Castillo	VSR Motorsport	Peugeot RCZ	ESP	26	51:28,965	01:48,941	01:50,966	12	00:28,077	00:09,474	121,4		D3
5	24	RODRIGUEZ,Rafael	SMC Junior MS	Renault Clio C	ESP	26	51:49,319	01:51,475	01:52,569	6	00:48,431	00:20,354	120,58		D4
6	21	ALONSO,G-Urien	Chefo Sport	Peugeot RCZ	ESP	26	51:53,215	01:49,254	01:49,470	15	00:52,327	00:03,896	120,42		D3
7	31	AGUADO,A.Aguado,J.	VSR Motorsport	Renault Clio C	ESP	26	51:53,763	01:51,205	01:53,953	6	00:52,875	00:00,548	120,42	PC	D4
8	4	PELLEFIGUE-Atkatlia	Henri Pellefigue	Renault Spider	FRA	26	51:56,287	01:51,157	01:51,311	23	00:55,399	00:02,524	120,3		D5
9	20	FERNANDEZ,R.-Fernánd	RC2 Junior Team	Renault Clio C	ESP	26	51:57,783	01:52,576	01:54,164	7	00:56,895	00:01,496	120,27	PC	D4
10	55	CEJUDO,J.-Cejudo,M.	MC.Sabadell	Renault Clio C	ESP	26	52:08,577	01:51,929	01:53,121	18	01:07,689	00:10,794	119,84	PC	D4
11	46	HERNANDEZ-Hormigos	Ultima Vuelta	Mini Challenge	ESP	26	52:24,396	01:50,959	01:52,479	5	01:23,508	00:15,819	119,23		D5
12	18	LOPEZ-Rodriguez	CD Plemar Sport	Renault Clio C	ESP	26	52:25,195	01:52,160	01:52,819	15	01:24,307	00:00,799	119,19	PC	D4
13	37	De ANA,Israel	Israel Ana Morales	Peugeot 207	ESP	26	00:52:33,232	01:52,924	01:55,542	4	01:32,344	00:08,037	118,89		D5
14	25	BERUIRISTAIN-Pére	Ultima Vuelta	Peugeot 207 P.	ESP	26	52:37,696	01:50,606	01:52,845	17	01:36,808	00:04,464	118,74		D4
15	43	HERNANDEZ-Cabañas	Chefo Sport	Renault Clio C	ESP	26	52:55,439	01:52,405	01:53,462	6	01:54,551	00:17,743	118,07	PC	D4
16	14	Van ZOEST,Henk	Skualo Competición	Renault Clio C	ESP	25	52:28,804	01:52,295	01:54,360	3	-1 Lap	-1 Lap	114,5	PC	D4
17	95	ARRIBAS,Santiago	Lurauto KK	Mini Cooper	ESP	25	52:58,484	01:58,507	02:00,111	3	-1 Lap	00:29,680	113,42	MI	OM
18	91	LEAL,Germán	Lurauto KK	Mini Cooper	ESP	25	53:00,095	01:58,341	02:00,736	10	-1 Lap	00:01,611	113,35	MI	OM
19	44	PINEDA,Samuel	Chefo Sport	Hyundai Getz C	ESP	25	53:40,112	01:58,922	02:24,254	21	-1 Lap	00:40,017	111,94	MI	OM
20	34	MORENO,Mario A.	SMC Junior MS	Renault Clio C	ESP	24	51:15,874	01:58,023	01:59,755	6	-2 Lap	-1 Lap	112,53		D5
21	89	SABATER,Rubén	Desguaces La Torre	Ford Fiesta ST	ESP	24	51:16,951	01:58,206	02:01,144	4	-2 Lap	00:01,077	112,49	PP	OM
22	81	GRANDE,Miguel	Extremadura Rally	Ford Fiesta ST	ESP	24	51:18,378	01:59,321	01:59,770	3	-2 Lap	00:01,427	112,42	PP	OM
23	86	GABRIEL,Vicente	Desguaces La Torre	Ford Fiesta 1.	ESP	24	51:19,317	01:54,180	02:18,044	19	-2 Lap	00:00,939	112,38		D5
24	90	GESALAGA,Iñaki	Lurauto KK	Mini Cooper	ESP	24	51:25,430	01:59,282	01:59,996	21	-2 Lap	00:06,113	112,17	MI	OM
25	97	YABAR-Villar	Lurauto KK	Mini Cooper	ESP	24	51:43,508	02:00,042	02:00,166	18	-2 Lap	00:18,078	111,52	MI	OM
26	82	TORRES,S.-Torres,M.	MC.S.R. Pitius	Ford Fiesta ST	ESP	24	51:57,047	02:00,022	02:03,095	5	-2 Lap	00:13,539	111,01	PP	OM
27	93	HUARTE-Alcat	Lurauto KK	Mini Cooper	ESP	23	52:14,050	02:00,201	02:03,410	5	-3 Lap	-1 Lap	105,81	MI	OM
28	94	MARCHESI-Carluccio	Lurauto KK	Mini Cooper	ITA	22	51:09,415	01:59,804	02:04,501	5	-4 Lap	-1 Lap	103,35	MI	OM
29	83	LOMBARDINI,Martin	Desguaces La Torre	Ford Fiesta ST	ITA	22	52:20,206	02:00,919	02:01,399	16	-4 Lap	01:10,791	101,02	PP	OM
30	27	MORERA-Ruiz	SMC Junior MS	Peugeot RCZ	ESP	21	42:00,013	01:48,909	01:50,994	5	-5 Lap	-1 Lap	120,15		D3

#### Not Classified:

87	LAFUENTE,Angel	Desguaces La Torre	Ford Fiesta ST	ESP	13	29:44,632	01:58,855	<b>01:58,855</b>	13	-13 Lap	-8 Lap	105,06	PP	OM
33	SANTOS-Mendez	Chefo Sport	Renault Clio C	ESP	10	20:25,272	01:52,327	PIT1	4	-16 Lap	-3 Lap	117,7	PC	D4
85	CHICOY,José Antonio	Desguaces La Torre	Ford Fiesta ST	ESP	8	17:36,007	01:58,619	03:17,655	4	-18 Lap	-2 Lap	109,23	PP	OM
63	MIRANDA,Juan A.	Perfil Bajo CE	BMW M3	ESP	2	04:58,589	FIRST LAP	PIT1	1	-24 Lap	-6 Lap	96,77		D4

# 93, sanción 1 vuelta. Art.30.7

#25,90 sanción 10 seg.Art. 30.2

#24,44 sanción 15 seg. Art.30.2

#14 sanción 5 seg. Art. 17.9

#20,14,11 sanción 2 seg.Art. 17.9 RD

Best Lap: Rider 19 - CIACCI-Espinosa - Time: 01:48,751 at 132,58 Km/h

Circuit de la C.Valenciana

Final Official

Provisional Official

Length: 4005 Hour: 9:30:00

Stewards:

C.of the Course:

C.Timekeeper:

Hour:

Hour: 23/06/2019

Hour: 10:58:25



CRONOCIRCUIT: oscar.gutierrez@circuitvalencia.com



Circuit de la C.Valenciana

22 - 23 June 2019

Circuit de la C.Valenciana

Carrera 1 CER C2.3

LISTADO DEL PLANNING

	V1	V2	V3	V4	V5	V6	V7	V8	V9	V10	V11	V12	V13	V14	V15	V16	V17	V18	V19	V20	V21	V22	V23	V24	V25	V26	V27
26 - BAJO-Sainero	8	8	8	8	19	19	19	19	19	19	8	8	8	89	20	26	26	26	26	26	26	26	26	26	26	26	44
19 - CIACCI-Espinosa	19	19	19	19	8	8	8	8	8	8	87	26	26	26	89	19	19	19	19	19	19	19	19	19	19	19	19
11 - PUITGMAL,Laurent	27	27	27	27	27	27	27	27	26	26	82	27	4	20	4	94	27	27	83	93	93	97	97	81	90	94	
8 - VELASCO-Castillo	11	11	11	11	11	11	11	11	27	27	90	44	44	82	82	27	11	11	27	83	27	82	11	11	89	90	
24 - RODRIGUEZ,Rafael	26	26	26	26	26	26	83	83	11	11	26	90	90	4	14	11	24	24	11	27	11	11	82	97	34	34	
21 - ALONSO,G-Urien	31	46	46	46	46	46	26	26	31	31	93	31	83	14	55	24	94	8	24	11	83	24	24	24	81	89	
31 - AGUADO,A.Aguado,J.	46	31	31	31	31	31	31	31	83	24	27	97	97	55	37	86	31	31	8	24	24	93	8	8	11	11	
4 - PELLEFIGUE-Atkalia	4	4	4	4	4	4	46	46	21	46	97	93	93	87	43	31	8	94	31	8	8	8	31	82	8	81	
20 - FERNANDEZ,R.-Fernández,F.	24	24	24	24	24	24	4	4	24	55	11	46	21	90	18	95	86	86	20	31	31	83	93	31	24	86	
55 - CEJUDO,J.-Cejudo,M.	63	55	55	55	55	21	24	24	46	20	31	21	95	18	87	8	20	20	86	20	20	31	83	93	97	8	
46 - HERNANDEZ-Hormigos	55	21	21	21	21	55	21	21	55	14	24	37	19	83	46	91	95	95	94	86	86	20	20	20	31	24	
18 - LOPEZ-Rodriguez	21	20	20	14	14	14	55	94	20	4	46	43	91	25	25	20	91	91	4	4	4	4	83	82	97		
37 - De ANA,Israel	20	14	14	20	33	20	14	55	4	83	55	94	86	93	21	44	44	4	55	55	86	21	4	20	31		
25 - BERUIRISTAIN-Pérez	25	25	33	33	20	33	20	14	33	37	14	19	24	21	83	90	4	44	95	94	21	21	55	21	21	21	
43 - HERNANDEZ-Cabañas	14	33	37	37	37	37	33	20	37	25	20	81	81	19	94	34	55	55	91	21	14	55	14	55	4	20	
14 - Van ZOEST,Henk	33	37	18	18	18	18	37	33	94	18	25	34	34	27	19	4	90	14	14	14	14	18	14	86	14	93	4
95 - ARRIBAS,Santiago	37	18	25	25	25	25	18	37	25	43	37	89	11	95	27	81	14	90	44	95	25	46	46	46	55	82	
91 - LEAL,Germán	43	43	43	43	43	25	25	18	94	18				91	24	89	34	37	21	91	46	18	18	18	83	55	
44 - PINEDA,Samuel	18	95	95	95	95	95	43	18	43	86	43			86	95	55	81	21	37	44	94	37	43	25	14	93	
34 - MORENO,Mario A.	95	91	91	91	91	91	95	43	86	95	94			24	11	14	89	34	18	18	95	43	37	43	46	83	
89 - SABATER,Rubén	91	85	85	85	85	86	91	86	95	91				11	86	37	37	18	46	37	37	25	25	37	18	14	
81 - GRANDE,Miguel	85	81	81	81	86	85	86	95	89	44				31	91	43	18	43	25	25	43	95	91	95	25	46	
86 - GABRIEL,Vicente	81	89	89	89	81	89	85	91	91					81	31	18	43	81	43	46	91	94	95	91	43	18	
90 - GESALAGA,Iñaki	97	44	86	86	89	81	89	85	34					34	44	21	21	89	90	43	44	91	44	86	37	25	
97 - YABAR-Villar	93	97	44	44	44	44	81	89	81					8	46	25	46	34	34	90	44	94	44	95	43		
82 - TORRES,S.-Torres,M.	89	93	87	87	87	34	44	81	87					20	82	46	25	89	90	34	90	90	94	91	37		
93 - HUARTE-Alcat	44	86	97	34	34	87	34	34	44					34	25	82	97	81	89	89	89	89	89		44	95	
94 - MARCHESI-Carluccio	82	87	93	82	82	82	82	44	82					81	97	97	82	97	81	81	34	34				91	
83 - LOMBARDINI,Martin	34	82	34	93	93	93	93	87	90					89	93	93	93	82	97		81						
27 - MORERA-Ruiz	83	34	82	94	94	90	87	82	93					4	83	83											
- Not Classified:	87	83	83	90	90	97	90	93	97					14													
87 - LAFUENTE,Angel	94	94	94	97	97		97	90						55													
33 - SANTOS-Mendez	86	90	90				97							37													
85 - CHICOY,José Antonio	90													82													
63 - MIRANDA,Juan A.														97													
- # 93, sanción 1 vuelta. A														43													
- #25,90 sanción 10 seg Art														18													
- #24,44 sanción 15 seg. Ar														46													
- #14 sanción 5 seg. Art. 1														21													
- #20,14,11 sanción 2 seg.A														25													
														83													

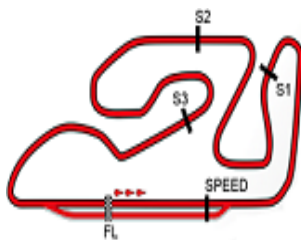
Presidente del Jurado

Director de Carrera

Cronometrador



Pág. 1



Circuit de la C.Valenciana

22 - 23 June 2019

RACING WEEKEND

ANALYSIS / SECTORS Carrera 1 CER C2.3

Table for driver PELLEFIGUE-Atkaltia, Henri Pellefigue. Columns: Lap, Time, Sector 1, Sector 2, Sector 3, Sector 4, V.Max, Hour. Row 23 shows a lap time of 01:51,157.

Table for driver PUITGMAL,Laurent, Chefo Sport. Columns: Lap, Time, Sector 1, Sector 2, Sector 3, Sector 4, V.Max, Hour. Row 11 shows a lap time of 01:49,065.

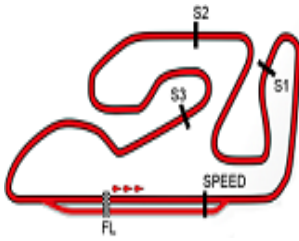
Table for driver VELASCO-Castillo, VSR Motorsport. Columns: Lap, Time, Sector 1, Sector 2, Sector 3, Sector 4, V.Max, Hour. Row 11 shows a lap time of 01:48,941.

Table for driver Van ZOEST,Henk, Skualo Competición. Columns: Lap, Time, Sector 1, Sector 2, Sector 3, Sector 4, V.Max, Hour. Row 11 shows a lap time of 01:52,958.



CRONOCIRCUIT: oscar.gutierrez@circuitvalencia.com





RACING WEEKEND

ANALYSIS / SECTORS Carrera 1 CER C2.3

Table with 8 columns: Lap, Time, Sector 1, Sector 2, Sector 3, Sector 4, V.Max, Hour. Driver: LOPEZ-Rodriguez, CD Plemar Sport, ESP. P.Vmax: 13, T. Ideal: 01:44,890.

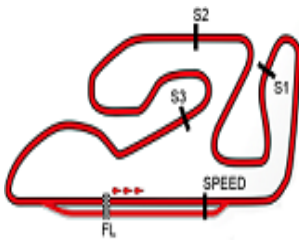
Table with 8 columns: Lap, Time, Sector 1, Sector 2, Sector 3, Sector 4, V.Max, Hour. Driver: CIACCI-Espinosa, Lurauto KK, ITA. P.Vmax: 1, T. Ideal: 01:43,594.

Table with 8 columns: Lap, Time, Sector 1, Sector 2, Sector 3, Sector 4, V.Max, Hour. Driver: FERNANDEZ,R.-Fernández,F., RC2 Junior Team, ESP. P.Vmax: 18, T. Ideal: 01:45,002.

Table with 8 columns: Lap, Time, Sector 1, Sector 2, Sector 3, Sector 4, V.Max, Hour. Driver: ALONSO,G-Urien, Chefo Sport, ESP. P.Vmax: 3, T. Ideal: 01:44,304.







Circuit de la C.Valenciana

22 - 23 June 2019

Circuit de la C.Valenciana

RACING WEEKEND

ANALYSIS / SECTORS Carrera 1 CER C2.3

24	01:49,544	00:25,330	00:28,581	00:25,260	00:30,373	186,21	10:22:12	23	01:54,006	00:26,616	00:30,156	00:26,018	00:31,216	177,05	10:20:49
25	01:50,199	00:25,934	00:28,750	00:25,325	<b>00:30,190</b>	<b>187,83</b>	10:24:02	24	01:52,309	00:26,435	00:29,298	00:25,954	00:30,622	179,01	10:22:41
26	01:49,470	00:25,207	00:28,689	00:25,145	00:30,429	187,28	10:25:52	25	01:52,124	00:26,074	00:29,399	00:26,017	00:30,634	177,53	10:24:34
								26	01:52,845	00:26,533	00:29,252	00:25,748	00:31,312	177,53	10:26:26

Lap Time	24 RODRIGUEZ,Rafael ESP SMC Junior MS P.Vmax: 14 T. Ideal: 01:45,816						
	Sector 1	Sector 2	Sector 3	Sector 4	V.Max	Hour	
1	FIRST LAP	00:35,277	<b>00:23,729</b>	00:25,665	00:37,479	162,81	09:36:01
2	01:52,995	00:25,912	00:29,718	00:25,858	00:31,507	177,53	09:37:54
3	01:52,138	00:25,955	00:29,307	00:25,530	00:31,346	177,53	09:39:46
4	01:51,515	00:26,068	00:29,020	00:25,425	00:31,002	175,61	09:41:38
5	01:51,766	00:25,887	00:29,118	00:25,572	00:31,189	176,09	09:43:29
6	<b>01:51,475</b>	<b>00:25,726</b>	00:29,145	<b>00:25,420</b>	00:31,184	176,09	09:45:21
7	01:51,898	00:25,933	00:29,164	00:25,604	00:31,197	176,57	09:47:13
8	03:11,270	00:25,854	00:43,223	00:51,720	01:10,473	177,05	09:50:24
9	01:57,609	00:30,839	00:29,675	00:25,701	00:31,394	127,56	09:52:22
10	01:52,548	00:26,503	00:29,352	00:25,495	00:31,198	<b>178,51</b>	09:54:14
11	01:51,796	00:26,103	00:28,986	00:25,722	00:30,985	174,66	09:56:06
12	PIT	00:26,085	00:29,470	00:25,964	00:34,779	174,19	09:58:02
13	03:08,985	01:42,066	00:29,236	00:25,632	00:32,051		10:01:11
14	01:51,850	00:26,061	00:29,229	00:25,484	00:31,076	174,19	10:03:03
15	01:52,976	00:25,811	00:30,248	00:25,476	00:31,441	176,57	10:04:56
16	01:52,735	00:26,378	00:29,292	00:26,069	00:30,996	174,19	10:06:49
17	01:52,789	00:26,023	00:29,394	00:25,576	00:31,796	176,57	10:08:41
18	01:51,676	00:26,126	00:29,022	00:25,456	00:31,072	173,73	10:10:33
19	01:51,756	00:25,987	00:29,036	00:25,792	<b>00:30,941</b>	174,66	10:12:25
20	01:51,648	00:25,885	00:29,125	00:25,557	00:31,081	175,14	10:14:17
21	01:51,834	00:26,046	00:29,119	00:25,546	00:31,123	174,66	10:16:08
22	01:52,713	00:25,956	00:29,314	00:25,545	00:31,898	175,61	10:18:01
23	01:52,205	00:26,030	00:29,290	00:25,560	00:31,325	174,19	10:19:53
24	01:51,920	00:26,085	00:29,055	00:25,649	00:31,131	174,66	10:21:45
25	01:55,205	00:26,840	00:29,321	00:27,213	00:31,831	175,61	10:23:40
26	01:52,569	00:26,091	00:29,392	00:25,706	00:31,380	175,61	10:25:33

Lap Time	26 BAJO-Sainero ESP E2P Española Pilotos P.Vmax: 6 T. Ideal: 01:45,549						
	Sector 1	Sector 2	Sector 3	Sector 4	V.Max	Hour	
1	FIRST LAP	00:33,350	<b>00:24,393</b>	00:25,613	00:35,964	165,31	09:35:58
2	01:50,432	00:25,588	00:28,756	00:25,379	00:30,709	182,02	09:37:48
3	01:50,560	00:25,615	00:28,742	00:25,550	00:30,653	182,02	09:39:39
4	01:50,335	00:25,593	00:28,591	00:25,347	00:30,804	181,01	09:41:29
5	01:50,270	00:25,560	00:28,869	00:25,350	00:30,491	181,01	09:43:20
6	<b>01:49,925</b>	00:25,521	00:28,677	<b>00:25,241</b>	00:30,486	181,01	09:45:10
7	01:50,293	00:25,526	00:28,655	00:25,455	00:30,657	181,01	09:47:00
8	02:55,451	00:25,794	00:39,261	00:45,206	01:05,190	181,51	09:49:55
9	02:12,697	00:47,991	00:28,754	00:25,408	00:30,544	53,51	09:52:08
10	01:50,642	00:25,671	00:28,791	00:25,446	00:30,734	181,51	09:53:59
11	01:50,071	00:25,553	00:28,647	00:25,261	00:30,610	182,02	09:55:49
12	01:50,750	00:25,690	00:28,948	00:25,366	00:30,746	<b>184,09</b>	09:57:39
13	01:50,466	00:25,638	00:29,100	00:25,287	<b>00:30,441</b>	180,50	09:59:30
14	01:50,078	<b>00:25,474</b>	00:28,865	00:25,283	00:30,456	181,51	10:01:20
15	PIT	00:25,574	00:28,862	00:25,648	00:34,720	183,57	10:03:15
16	03:10,713	01:45,405	00:29,150	00:25,484	00:30,674		10:06:26
17	01:51,355	00:25,959	00:28,997	00:25,624	00:30,775	181,01	10:08:17
18	01:51,223	00:25,577	00:28,898	00:25,868	00:30,880	181,51	10:10:08
19	01:51,232	00:25,713	00:29,017	00:25,371	00:31,131	181,51	10:11:59
20	01:50,744	00:25,571	00:28,922	00:25,378	00:30,873	181,51	10:13:50
21	01:51,467	00:25,783	00:28,873	00:25,637	00:31,174	181,01	10:15:42
22	01:51,637	00:25,780	00:28,927	00:26,094	00:30,836	183,05	10:17:33
23	01:50,902	00:25,538	00:28,886	00:25,587	00:30,891	181,01	10:19:24
24	01:52,034	00:26,603	00:28,985	00:25,346	00:31,100	181,51	10:21:16
25	01:51,735	00:25,801	00:29,475	00:25,543	00:30,916	183,05	10:23:08
26	01:51,752	00:25,863	00:29,335	00:25,796	00:30,758	182,02	10:25:00

Lap Time	25 BERUIRISTAIN-Pére ESP Ultima Vuelta P.Vmax: 8 T. Ideal: 01:44,441						
	Sector 1	Sector 2	Sector 3	Sector 4	V.Max	Hour	
1	FIRST LAP	00:37,060	<b>00:22,890</b>	00:26,960	00:39,319	167,01	09:36:05
2	01:54,352	00:27,102	00:29,883	00:25,932	00:31,435	177,05	09:37:59
3	02:03,084	00:32,939	00:31,613	00:26,080	00:32,452	181,01	09:40:02
4	01:54,876	00:27,206	00:29,803	00:26,249	00:31,618	171,88	09:41:57
5	01:52,621	00:26,385	00:29,466	00:25,670	00:31,100	174,66	09:43:50
6	01:52,604	00:26,357	00:29,461	00:25,597	00:31,189	175,14	09:45:42
7	01:55,434	00:26,363	00:29,923	00:26,597	00:32,551	175,61	09:47:38
8	03:03,952	00:37,874	00:49,923	00:47,462	00:48,693	173,26	09:50:42
9	01:54,993	00:26,676	00:29,623	00:26,900	00:31,794	176,57	09:52:37
10	01:53,212	00:26,621	00:29,312	00:26,052	00:31,227	176,09	09:54:30
11	01:54,824	00:26,627	00:30,058	00:26,097	00:32,042	176,57	09:56:25
12	PIT	00:26,809	00:31,151	00:26,639	00:37,179	173,26	09:58:27
13	03:30,064	02:03,575	00:29,684	00:25,804	00:31,001		10:01:57
14	01:52,750	00:25,589	00:29,121	00:25,609	00:32,431	178,51	10:03:49
15	01:53,186	00:25,605	00:29,845	00:26,861	00:30,875	175,61	10:05:43
16	01:51,390	00:26,370	00:28,818	00:25,624	00:30,578		10:07:34
17	<b>01:50,606</b>	<b>00:25,439</b>	00:28,939	<b>00:25,578</b>	00:30,650	<b>182,02</b>	10:09:25
18	01:53,400	00:25,503	00:28,956	00:25,871	00:33,070	179,01	10:11:18
19	01:51,883	00:25,780	00:29,288	00:25,895	00:30,920	179,01	10:13:10
20	01:52,664	00:25,627	00:29,150	00:25,957	00:31,930	181,01	10:15:03
21	01:51,173	00:25,944	00:29,081	00:25,614	<b>00:30,534</b>	176,09	10:16:54
22	02:01,337	00:26,672	00:29,597	00:26,568	00:38,500	176,57	10:18:55

Lap Time	27 MORERA-Ruiz ESP SMC Junior MS P.Vmax: 3 T. Ideal: 01:44,100						
	Sector 1	Sector 2	Sector 3	Sector 4	V.Max	Hour	
1	FIRST LAP	00:33,400	<b>00:23,936</b>	00:24,973	00:35,373	164,05	09:35:56
2	01:49,534	00:25,387	00:28,772	00:25,090	00:30,285	186,74	09:37:46
3	01:49,378	00:25,225	00:28,575	00:25,311	00:30,267	185,67	09:39:35
4	01:49,326	00:25,414	00:28,572	00:25,074	00:30,266	185,14	09:41:25
5	<b>01:48,909</b>	00:25,334	00:28,632	<b>00:24,920</b>	<b>00:30,023</b>	185,67	09:43:14
6	01:49,694	<b>00:25,221</b>	00:28,694	00:25,348	00:30,431	187,28	09:45:03
7	01:51,805	00:25,341	00:28,874	00:25,516	00:32,074	185,14	09:46:55
8	02:54,702	00:25,342	00:32,829	00:49,539	01:06,992	184,09	09:49:50
9	02:19,918	00:54,495	00:28,951	00:25,465	00:31,007	53,55	09:52:10
10	01:51,053	00:25,900	00:28,942	00:25,881	00:30,330	184,62	09:54:01
11	01:49,766	00:25,390	00:28,658	00:25,397	00:30,321	185,67	09:55:50
12	01:50,139	00:25,588	00:28,921	00:25,245	00:30,385	<b>187,83</b>	09:57:41
13	PIT	00:25,409	00:28,762	00:25,375	00:35,000	185,14	09:59:35
14	03:20,172	01:52,724	00:30,446	00:25,516	00:31,486		10:02:55
15	01:52,710	00:26,843	00:29,377	00:25,282	00:31,208	184,62	10:04:48
16	01:52,162	00:26,717	00:29,536	00:25,287	00:30,622	184,09	10:06:40
17	01:52,418	00:26,468	00:29,639	00:25,646	00:30,665	184,09	10:08:33
18	01:51,775	00:26,204	00:29,343	00:25,542	00:30,686	184,09	10:10:24
19	01:51,928	00:25,964	00:29,328	00:25,913	00:30,723	184,62	10:12:16
20	01:51,402	00:25,765	00:29,620	00:25,470	00:30,547	185,14	10:14:08
21	01:50,994	00:25,558	00:29,327	00:25,244	00:30,865	187,28	10:15:59

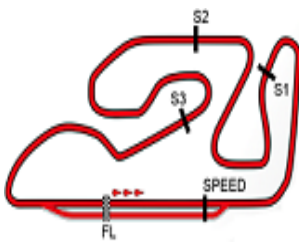


CROHOCIRCUIT: oscar.gutierrez@circuitvalencia.com



Real Federación Española de Automovilismo





Circuit de la C.Valenciana

22 - 23 June 2019

Circuit de la C.Valenciana

RACING WEEKEND

ANALYSIS / SECTORS Carrera 1 CER C2.3

Table for driver 31 AGUADO, A. Aguado, J. VSR Motorsport. Includes lap times and sector times for sectors 1-4.

Table for driver 37 De ANA, Israel. Israel Ana Morales. Includes lap times and sector times for sectors 1-4.

Table for driver 33 SANTOS-Mendez. Chefo Sport. Includes lap times and sector times for sectors 1-4.

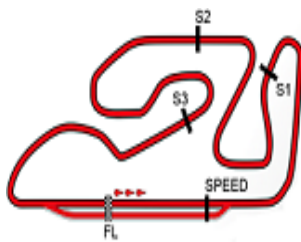
Table for driver 43 HERNANDEZ-Cabañas. Chefo Sport. Includes lap times and sector times for sectors 1-4.

Table for driver 34 MORENO, Mario A. SMC Junior MS. Includes lap times and sector times for sectors 1-4.



CROHOCIRCUIT: oscar.gutierrez@circuitvalencia.com





Circuit de la C.Valenciana

22 - 23 June 2019

Circuit de la C.Valenciana

RACING WEEKEND

ANALYSIS / SECTORS Carrera 1 CER C2.3

Table with 2 columns of driver performance data (Lap, Time, Sector, V.Max, Hour) for 26 drivers.

Driver profile for PINEDA, Samuel (ESP). Includes sector times and total time for laps 1-25.

Driver profile for CEJUDO, J.-Cejudo, M. (ESP). Includes sector times and total time for laps 1-26.

Driver profile for HERNANDEZ-Hormigos (ESP). Includes sector times and total time for laps 1-12.

Driver profile for MIRANDA, Juan A. (ESP). Includes sector times and total time for laps 1-2.

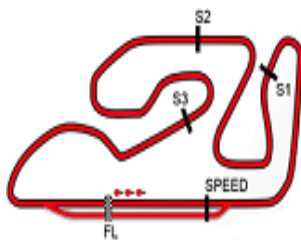
Driver profile for GRANDE, Miguel (ESP). Includes sector times and total time for laps 1-5.



CRONOCIRCUIT: oscar.gutierrez@circuitvalencia.com







Circuit de la C.Valenciana

RACING WEEKEND

ANALYSIS / SECTORS Carrera 1 CER C2.3

Table with 12 columns showing race analysis for driver 85, CHICOY, José Antonio. Columns include lap number, total time, and sector times (Sector 1-4, V.Max, Hour).

Table with 12 columns showing race analysis for driver 82, TORRES,S.-Torres,M. Columns include lap number, total time, and sector times (Sector 1-4, V.Max, Hour).

Table with 12 columns showing race analysis for driver 83, LOMBARDINI,Martin. Columns include lap number, total time, and sector times (Sector 1-4, V.Max, Hour).

Table with 12 columns showing race analysis for driver 85, CHICOY, José Antonio. Columns include lap number, total time, and sector times (Sector 1-4, V.Max, Hour).

Table with 12 columns showing race analysis for driver 86, GABRIEL,Vicente. Columns include lap number, total time, and sector times (Sector 1-4, V.Max, Hour).

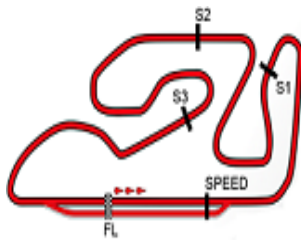
Table with 12 columns showing race analysis for driver 87, LAFUENTE,Angel. Columns include lap number, total time, and sector times (Sector 1-4, V.Max, Hour).



CROHOCIRCUIT: oscar.gutierrez@circuitvalencia.com







Circuit de la C. Valenciana

22 - 23 June 2019

Circuit de la C. Valenciana

**RACING WEEKEND**

**ANALYSIS / SECTORS Carrera 1 CER C2.3**

Table with 13 rows of driver data including lap times for sectors and overall time for drivers 2 through 13.

Table for driver 89 SABATER, Rubén at Desguaces La Torre. Includes lap times for sectors and overall time.

Table for driver 90 GESALAGA, Inaki at Lurauto KK. Includes lap times for sectors and overall time.

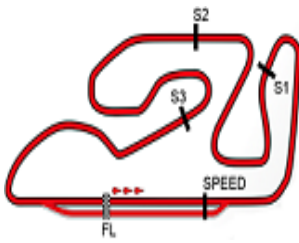
Table for driver 91 LEAL, Germán at Lurauto KK. Includes lap times for sectors and overall time.

Table for driver 93 HUARTE-Alcat at Lurauto KK. Includes lap times for sectors and overall time.



CROHOCIRCUIT: oscar.gutierrez@circuitvalencia.com





Circuit de la C.Valenciana

22 - 23 June 2019

Circuit de la C.Valenciana

**RACING WEEKEND**

**ANALYSIS / SECTORS Carrera 1 CER C2.3**

18	02:03,978	00:28,352	00:31,943	00:27,454	00:36,229	161,19	10:13:54	23	01:59,606	00:27,487	00:31,116	00:27,295	00:33,708	161,60	10:22:58
19	02:01,463	00:28,051	00:31,852	00:27,658	00:33,902	163,22	10:15:55	24	01:59,277	00:27,589	00:31,161	00:27,134	00:33,393	162,81	10:24:57
20	02:06,464	00:27,941	00:35,099	00:27,706	00:35,718	162,41	10:18:02	25	02:00,111	00:27,715	00:31,443	00:27,323	00:33,630	162,81	10:26:57
21	02:03,273	00:28,674	00:32,031	00:27,688	00:34,880	161,19	10:20:05								
22	02:01,543	00:28,301	00:31,860	00:27,640	00:33,742	163,64	10:22:07								
23	02:02,765	00:28,431	00:31,798	00:28,779	00:33,757	161,60	10:24:09								
24	02:03,410	00:27,992	00:31,765	00:29,437	00:34,216	162,41	10:26:13								

94		MARCHESI-Carluccio		Lurauto KK			
ITA				P.Vmax: 23		T. Ideal: 01:51,611	
Lap	Time	Sector 1	Sector 2	Sector 3	Sector 4	V.Max	Hour
1	FIRST LAP	00:43,325	<b>00:23,530</b>	00:28,806	00:45,949	152,83	09:36:20
2	02:04,419	00:28,002	00:32,840	00:29,080	00:34,497	164,47	09:38:25
3	02:03,273	00:28,672	00:32,500	00:28,121	00:33,980	164,47	09:40:28
4	02:01,342	00:28,188	00:32,114	00:27,374	00:33,666	161,19	09:42:29
5	<b>01:59,804</b>	00:27,641	00:31,602	<b>00:27,213</b>	<b>00:33,348</b>	161,19	09:44:29
6	05:57,411	<b>00:27,520</b>	00:31,343	00:27,527	04:31,021	164,05	09:50:27
7	02:09,415	00:33,402	00:33,047	00:28,693	00:34,273	119,12	09:52:36
8	02:04,888	00:28,782	00:33,453	00:28,648	00:34,005	159,21	09:54:41
9	02:02,293	00:28,293	00:32,294	00:27,644	00:34,062	163,22	09:56:43
10	02:02,502	00:28,233	00:32,843	00:27,405	00:34,021	157,28	09:58:46
11	PIT	00:28,611	00:31,603	00:27,498	00:42,608	160,00	10:00:56
12	03:36,212	02:00,276	00:32,443	00:28,294	00:35,199		10:04:32
13	02:05,305	00:29,590	00:32,060	00:29,498	00:34,157	159,61	10:06:37
14	02:04,430	00:28,227	00:33,147	00:27,959	00:35,097	162,00	10:08:42
15	02:02,695	00:28,054	00:31,938	00:28,643	00:34,060	162,00	10:10:45
16	02:03,459	00:28,137	00:33,210	00:27,994	00:34,118	161,19	10:12:48
17	02:03,331	00:27,946	00:32,466	00:28,625	00:34,294	161,60	10:14:51
18	02:04,238	00:29,959	00:32,056	00:27,709	00:34,514	162,00	10:16:56
19	02:02,874	00:28,191	00:32,942	00:27,771	00:33,970	164,05	10:18:59
20	02:03,123	00:28,812	00:32,416	00:27,582	00:34,313	<b>165,73</b>	10:21:02
21	02:01,970	00:28,046	00:32,047	00:27,772	00:34,105	163,22	10:23:04
22	02:04,501	00:28,086	00:33,605	00:27,697	00:35,113	162,81	10:25:08

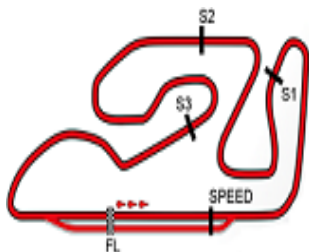
97		YABAR-Villar		Lurauto KK			
ESP				P.Vmax: 20		T. Ideal: 01:50,693	
Lap	Time	Sector 1	Sector 2	Sector 3	Sector 4	V.Max	Hour
1	FIRST LAP	00:40,552	<b>00:22,505</b>	00:28,860	00:44,997	152,83	09:36:16
2	02:04,747	00:28,674	00:33,679	00:28,301	00:34,093	161,19	09:38:20
3	02:02,857	00:28,009	00:32,454	00:27,708	00:34,686	160,79	09:40:23
4	02:10,800	00:37,912	00:31,686	00:27,452	00:33,750	163,22	09:42:34
5	02:00,640	00:27,786	00:31,699	00:27,520	00:33,635	162,81	09:44:35
6	02:00,583	00:27,765	00:31,904	<b>00:27,277</b>	00:33,637	162,00	09:46:35
7	02:31,955	00:27,740	00:31,554	00:28,432	01:04,229	162,41	09:49:07
8	02:41,290	01:00,193	00:40,080	00:27,588	00:33,429	64,09	09:51:48
9	02:00,306	<b>00:27,536</b>	00:31,771	00:27,435	00:33,564	163,64	09:53:49
10	02:01,921	00:27,724	00:32,515	00:27,618	00:34,064	164,05	09:55:51
11	02:02,245	00:28,263	00:31,635	00:27,535	00:34,812	162,41	09:57:53
12	02:01,321	00:27,662	00:31,950	00:27,758	00:33,951	161,19	09:59:54
13	PIT	00:28,209	00:31,924	00:27,769	00:38,285	160,40	10:02:00
14	03:30,321	01:55,814	00:32,587	00:27,358	00:34,562		10:05:31
15	02:03,451	00:28,894	00:32,333	00:27,568	00:34,656	160,79	10:07:34
16	02:01,647	00:28,907	00:31,342	00:27,840	00:33,558	<b>168,75</b>	10:09:36
17	02:00,421	00:28,103	00:31,378	00:27,363	00:33,577	162,00	10:11:36
18	<b>02:00,042</b>	00:27,629	00:31,445	00:27,498	00:33,470	162,81	10:13:36
19	02:00,979	00:27,873	00:31,576	00:27,754	00:33,776	162,41	10:15:37
20	02:01,113	00:28,069	00:32,013	00:27,656	<b>00:33,375</b>	162,41	10:17:38
21	02:00,966	00:28,164	00:31,539	00:27,488	00:33,775	162,81	10:19:39
22	02:01,290	00:27,974	00:31,598	00:27,677	00:34,041	161,60	10:21:41
23	02:01,346	00:28,098	00:31,637	00:27,978	00:33,633	160,79	10:23:42
24	02:00,166	00:27,841	00:31,364	00:27,401	00:33,560	163,22	10:25:42

95		ARRIBAS,Santiago		Lurauto KK			
ESP				P.Vmax: 24		T. Ideal: 01:49,881	
Lap	Time	Sector 1	Sector 2	Sector 3	Sector 4	V.Max	Hour
1	FIRST LAP	00:39,234	<b>00:22,688</b>	00:27,027	00:43,611	157,66	09:36:11
2	01:58,989	<b>00:27,209</b>	00:31,281	00:27,292	00:33,207	164,47	09:38:10
3	<b>01:58,507</b>	00:27,390	00:30,880	00:27,094	00:33,143	164,05	09:40:09
4	01:59,417	00:27,554	00:31,410	00:27,425	<b>00:33,028</b>	163,22	09:42:08
5	01:58,619	00:27,315	00:31,078	00:27,070	00:33,156	164,05	09:44:07
6	01:58,884	00:27,311	00:31,054	00:27,354	00:33,165	163,64	09:46:06
7	02:07,604	00:27,476	00:31,382	00:27,079	00:41,667	162,81	09:48:13
8	03:20,903	01:10,027	01:02,470	00:33,728	00:34,678	48,21	09:51:34
9	01:58,993	00:27,682	00:31,109	00:27,090	00:33,112	160,79	09:53:33
10	01:59,118	00:27,775	00:30,960	00:27,073	00:33,310	162,00	09:55:32
11	PIT	00:27,577	00:30,942	00:27,029	00:38,082	163,64	09:57:36
12	03:21,008	01:49,437	00:31,297	00:27,020	00:33,254		10:00:57
13	02:01,097	00:28,313	00:31,199	<b>00:26,956</b>	00:34,629	161,60	10:02:58
14	01:59,207	00:27,431	00:31,275	00:27,029	00:33,472	161,19	10:04:57
15	01:59,922	00:27,469	00:31,272	00:27,482	00:33,699	162,81	10:06:57
16	02:00,142	00:27,707	00:31,530	00:27,081	00:33,824	161,19	10:08:57
17	01:59,489	00:27,462	00:31,226	00:27,189	00:33,612	162,81	10:10:57
18	01:59,621	00:27,442	00:31,628	00:27,191	00:33,360	162,81	10:12:56
19	01:59,830	00:27,274	00:31,234	00:27,893	00:33,429	164,05	10:14:56
20	01:59,776	00:27,324	00:31,280	00:27,081	00:34,091	164,89	10:16:56
21	02:01,961	00:27,928	00:32,463	00:27,289	00:34,281	<b>165,31</b>	10:18:58
22	02:00,213	00:27,691	00:31,247	00:27,218	00:34,057	162,41	10:20:58



CROHOCIRCUIT: oscar.gutierrez@circuitvalencia.com





Circuit de la C.Valenciana

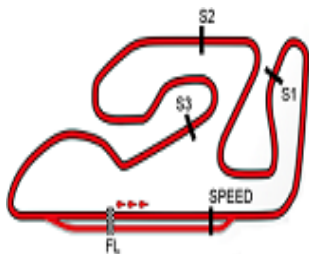
**RACING WEEKEND**

**Análisis por vuelta Carrera 1 CER C2.3**

Lap: 1			Lap: 2			Lap: 3			Lap: 4			Lap: 5			Lap: 6			Lap: 7					
Num	Tiempo	GAP	Num	Tiempo	GAP	Num	Tiempo	GAP	Num	Tiempo	GAP	Num	Tiempo	GAP	Num	Tiempo	GAP	Num	Tiempo	GAP			
8	FIRST LAP		8	01:49,128		8	01:49,063		8	01:48,987		8	01:50,744	0,406	8	01:50,054		8	01:49,974	0,326			
19	FIRST LAP	0,778	19	01:49,500	1,150	19	<i>01:48,751</i>	0,838	19	01:48,860	0,711	19	01:49,627		19	01:50,054		19	01:49,694	0,639			
27	FIRST LAP	1,368	27	01:49,534	1,774	27	01:49,378	2,089	27	01:49,326	2,428	27	<i>01:48,909</i>	0,999	27	01:49,974	0,326	27	01:49,694	0,639			
11	FIRST LAP	2,132	11	01:49,571	2,575	11	01:49,259	2,771	11	01:49,248	3,032	11	01:49,336	2,030	11	01:50,054		11	01:49,065	1,041			
26	FIRST LAP	3,006	26	01:50,432	4,310	26	01:50,560	5,807	26	01:50,335	7,155	26	01:50,270	7,087	26	01:50,054		26	<i>01:49,925</i>	6,958			
31	FIRST LAP	3,943	31	01:52,773	7,924	31	01:51,523	10,384	31	01:51,552	12,949	31	01:50,959	13,570	31	01:50,054		31	01:49,925	6,958			
46	FIRST LAP	4,279	46	01:53,519	8,334	46	01:51,523	10,384	46	01:51,523	10,384	46	01:51,687	15,097	46	01:50,054		46	01:49,925	6,958			
4	FIRST LAP	5,003	4	01:53,027	8,902	4	01:51,413	10,684	4	01:51,362	11,201	4	01:51,677	15,097	4	01:50,054		4	01:49,974	0,326			
24	FIRST LAP	5,836	24	01:52,995	9,703	4	01:51,362	11,201	4	01:51,362	11,201	4	01:51,677	15,097	4	01:50,054		4	01:49,974	0,326			
63	FIRST LAP	7,167	63	01:52,371	10,788	4	01:51,362	11,201	4	01:51,362	11,201	4	01:51,677	15,097	4	01:50,054		4	01:49,974	0,326			
55	FIRST LAP	7,545	55	01:52,371	10,788	4	01:51,362	11,201	4	01:51,362	11,201	4	01:51,677	15,097	4	01:50,054		4	01:49,974	0,326			
21	FIRST LAP	7,886	21	01:52,951	11,709	4	01:51,362	11,201	4	01:51,362	11,201	4	01:51,677	15,097	4	01:50,054		4	01:49,974	0,326			
20	FIRST LAP	9,054	20	01:53,111	13,037	4	01:51,362	11,201	4	01:51,362	11,201	4	01:51,677	15,097	4	01:50,054		4	01:49,974	0,326			
25	FIRST LAP	9,915	25	01:53,066	14,107	4	01:51,362	11,201	4	01:51,362	11,201	4	01:51,677	15,097	4	01:50,054		4	01:49,974	0,326			
14	FIRST LAP	10,169	14	01:54,352	15,139	4	01:51,362	11,201	4	01:51,362	11,201	4	01:51,677	15,097	4	01:50,054		4	01:49,974	0,326			
33	FIRST LAP	10,448	33	01:54,379	15,699	4	01:51,362	11,201	4	01:51,362	11,201	4	01:51,677	15,097	4	01:50,054		4	01:49,974	0,326			
37	FIRST LAP	11,671	37	01:53,840	16,383	4	01:51,362	11,201	4	01:51,362	11,201	4	01:51,677	15,097	4	01:50,054		4	01:49,974	0,326			
43	FIRST LAP	12,082	43	01:55,492	19,287	4	01:51,362	11,201	4	01:51,362	11,201	4	01:51,677	15,097	4	01:50,054		4	01:49,974	0,326			
18	FIRST LAP	12,923	18	01:56,736	19,690	4	01:51,362	11,201	4	01:51,362	11,201	4	01:51,677	15,097	4	01:50,054		4	01:49,974	0,326			
95	FIRST LAP	16,246	95	01:58,989	26,107	4	01:51,362	11,201	4	01:51,362	11,201	4	01:51,677	15,097	4	01:50,054		4	01:49,974	0,326			
91	FIRST LAP	16,681	91	01:58,884	26,437	4	01:51,362	11,201	4	01:51,362	11,201	4	01:51,677	15,097	4	01:50,054		4	01:49,974	0,326			
85	FIRST LAP	18,420	85	01:58,884	26,437	4	01:51,362	11,201	4	01:51,362	11,201	4	01:51,677	15,097	4	01:50,054		4	01:49,974	0,326			
81	FIRST LAP	19,405	81	01:58,884	26,437	4	01:51,362	11,201	4	01:51,362	11,201	4	01:51,677	15,097	4	01:50,054		4	01:49,974	0,326			
97	FIRST LAP	20,600	97	01:58,884	26,437	4	01:51,362	11,201	4	01:51,362	11,201	4	01:51,677	15,097	4	01:50,054		4	01:49,974	0,326			
93	FIRST LAP	20,925	93	01:58,884	26,437	4	01:51,362	11,201	4	01:51,362	11,201	4	01:51,677	15,097	4	01:50,054		4	01:49,974	0,326			
89	FIRST LAP	21,524	89	01:58,884	26,437	4	01:51,362	11,201	4	01:51,362	11,201	4	01:51,677	15,097	4	01:50,054		4	01:49,974	0,326			
44	FIRST LAP	21,764	44	01:58,884	26,437	4	01:51,362	11,201	4	01:51,362	11,201	4	01:51,677	15,097	4	01:50,054		4	01:49,974	0,326			
82	FIRST LAP	22,260	82	01:58,884	26,437	4	01:51,362	11,201	4	01:51,362	11,201	4	01:51,677	15,097	4	01:50,054		4	01:49,974	0,326			
34	FIRST LAP	22,731	34	01:58,884	26,437	4	01:51,362	11,201	4	01:51,362	11,201	4	01:51,677	15,097	4	01:50,054		4	01:49,974	0,326			
83	FIRST LAP	22,876	83	01:58,884	26,437	4	01:51,362	11,201	4	01:51,362	11,201	4	01:51,677	15,097	4	01:50,054		4	01:49,974	0,326			
87	FIRST LAP	23,528	87	01:58,884	26,437	4	01:51,362	11,201	4	01:51,362	11,201	4	01:51,677	15,097	4	01:50,054		4	01:49,974	0,326			
94	FIRST LAP	25,296	94	01:58,884	26,437	4	01:51,362	11,201	4	01:51,362	11,201	4	01:51,677	15,097	4	01:50,054		4	01:49,974	0,326			
86	FIRST LAP	27,212	86	01:58,884	26,437	4	01:51,362	11,201	4	01:51,362	11,201	4	01:51,677	15,097	4	01:50,054		4	01:49,974	0,326			
90	FIRST LAP	34,524	90	01:58,884	26,437	4	01:51,362	11,201	4	01:51,362	11,201	4	01:51,677	15,097	4	01:50,054		4	01:49,974	0,326			







Circuit de la C.Valenciana

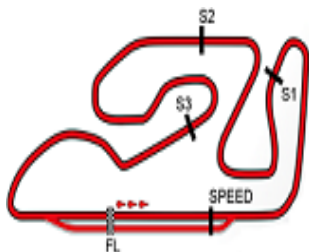
RACING WEEKEND

Análisis por vuelta Carrera 1 CER C2.3

89	02:09,461	01:27,2	4	02:00,749	19,902	97	02:01,921	5,509	46	PIT	32,863
81	02:37,072	01:55,7	33	01:52,995	20,483	11	01:49,968	5,701	21	01:50,720	47,095
44	02:34,799	01:56,5	37	01:54,114	31,581	31	01:51,406	11,352	37	PIT	56,923
34	02:31,020	01:58,2	94	02:09,415	32,110	24	01:51,796	20,656	43	PIT	57,923
82	02:32,134	02:03,8	25	01:54,993	32,981	46	01:51,400	21,045	94	PIT	01:32,4
93	02:33,665	02:06,7	18	01:54,892	34,505	55	01:52,195	23,514	95	03:21,008	01:33,4
87	02:42,808	02:10,1	43	01:53,470	39,037	14	01:53,546	27,724	19	01:52,189	01:34,5
90	02:34,087	02:11,4	86	01:57,610	01:26,8	20	01:54,403	28,435	91	03:22,308	01:35,9
97	02:31,955	02:13,2	95	01:58,993	01:29,3	4	PIT	31,787	86	03:38,942	01:42,5
<b>Lap: 8</b>			89	01:58,634	01:29,7	25	01:54,824	39,677	24	03:08,985	01:47,6
<b>Num</b>	<b>Tiempo</b>	<b>GAP</b>	91	02:00,890	01:31,4	37	01:55,673	40,156	81	02:00,165	01:48,2
19	02:52,626		34	02:00,184	01:39,3	18	01:53,770	42,200	34	02:00,140	01:48,4
8	02:53,055	0,956	81	02:00,488	01:39,3	43	01:52,569	43,370	11	03:30,641	01:52,5
27	02:54,702	3,143	87	01:59,124	01:40,8	83	PIT	45,795	<b>Lap: 14</b>		
11	02:55,144	4,121	44	02:00,391	01:41,3	94	02:02,293	57,951	<b>Num</b>	<b>Tiempo</b>	<b>GAP</b>
83	02:56,326	6,945	82	02:00,043	01:42,3	86	PIT	01:41,8	8	PIT	
26	02:55,451	8,699	90	02:00,144	01:43,8	<b>Lap: 12</b>			89	02:02,168	1,822
31	03:02,131	25,815	93	02:01,055	01:44,0	<b>Num</b>	<b>Tiempo</b>	<b>GAP</b>	26	01:50,078	2,827
46	03:11,052	35,681	97	02:00,306	01:44,9	8	01:48,941		20	03:11,652	6,650
4	03:11,370	36,430	<b>Lap: 10</b>			95	PIT	1,779	82	03:32,706	8,601
24	03:11,270	37,320	<b>Num</b>	<b>Tiempo</b>	<b>GAP</b>	91	PIT	3,044	4	01:54,241	14,968
21	03:10,254	38,674	19	01:49,469		26	01:50,750	5,301	14	03:24,644	18,757
94	05:57,411	39,972	8	01:49,423	1,031	27	01:50,139	6,461	55	03:35,154	22,506
55	03:10,943	41,583	26	01:50,642	5,292	44	01:59,747	9,998	87	03:55,352	27,314
14	03:06,836	42,341	27	01:51,053	7,368	11	PIT	11,310	90	02:00,034	31,647
20	03:05,687	42,940	11	01:51,063	7,604	90	02:00,443	14,523	18	03:19,903	31,652
33	03:06,159	44,765	31	01:51,344	11,817	87	PIT	14,980	44	PIT	31,755
37	03:13,168	54,744	24	01:52,548	20,731	31	01:53,269	15,680	83	02:01,630	36,994
25	03:03,952	55,265	46	01:52,840	21,516	97	02:02,245	18,813	25	03:30,064	39,560
18	03:05,779	56,890	55	01:54,066	23,190	82	PIT	18,913	93	02:01,657	39,649
43	03:10,780	01:02,8	21	PIT	23,711	93	02:03,649	19,383	97	PIT	43,303
86	03:17,281	01:46,5	20	01:55,491	25,903	46	01:52,741	24,845	21	01:50,216	43,654
95	03:20,903	01:47,5	14	03:50,454	26,049	24	PIT	28,013	19	01:50,974	01:31,8
91	03:19,600	01:47,7	4	01:55,838	26,271	55	PIT	30,370	27	03:20,172	01:38,1
85	03:17,655	01:48,1	33	PIT	30,639	14	PIT	37,131	95	02:01,097	01:40,8
89	03:13,775	01:48,4	83	02:04,223	30,820	20	PIT	38,016	91	02:00,873	01:43,2
81	02:53,050	01:56,1	37	01:54,242	36,354	21	04:02,837	45,736	86	01:55,125	01:43,9
34	02:50,805	01:56,3	25	01:53,212	36,724	37	01:55,280	46,495	24	01:51,850	01:45,8
44	02:54,296	01:58,2	18	01:55,265	40,301	43	01:55,056	49,485	11	01:51,040	01:49,9
87	02:41,458	01:58,9	43	01:53,104	42,672	25	PIT	52,514	31	03:23,215	01:53,0
82	02:48,299	01:59,5	94	02:04,888	47,529	18	PIT	54,767	81	02:00,692	01:55,3
93	02:46,108	02:00,2	86	01:56,662	01:34,0	94	02:02,502	01:11,5	34	02:01,263	01:56,1
90	02:42,147	02:00,9	95	01:59,118	01:38,9	19	03:15,239	01:31,6	<b>Lap: 15</b>		
97	02:41,290	02:01,8	91	01:58,341	01:40,2	81	03:22,105	01:37,4	<b>Num</b>	<b>Tiempo</b>	<b>GAP</b>
<b>Lap: 9</b>			89	PIT	01:44,2	34	03:23,604	01:37,7	26	PIT	
<b>Num</b>	<b>Tiempo</b>	<b>GAP</b>	44	01:59,201	01:51,0	89	03:39,201	01:42,6	20	01:52,870	1,889
19	02:17,277		<b>Lap: 11</b>			<b>Lap: 13</b>			89	01:58,964	3,155
8	02:17,398	1,077	<b>Num</b>	<b>Tiempo</b>	<b>GAP</b>	<b>Num</b>	<b>Tiempo</b>	<b>GAP</b>	4	01:53,898	11,235
26	02:12,697	4,119	8	01:50,840		8	01:49,361		82	02:02,036	13,006
27	02:19,918	5,784	87	02:00,640	0,101	26	01:50,466	6,406	14	01:53,448	14,574
11	02:19,166	6,010	82	02:01,053	2,039	27	PIT	11,646	55	01:52,599	17,474
31	02:01,404	9,942	90	02:00,497	3,021	4	03:20,899	14,384	37	03:13,731	19,366
83	02:26,398	16,066	34	PIT	3,056	44	01:59,717	20,354	43	03:15,719	22,354
21	01:55,844	17,241	26	01:50,071	3,492	31	PIT	23,464	18	01:53,158	27,179
24	01:57,609	17,652	81	PIT	4,322	90	02:00,108	25,270	87	01:58,855	28,538
46	01:59,741	18,145	93	02:01,974	4,675	83	03:21,528	29,021	46	03:48,715	30,290
55	01:54,287	18,593	27	01:49,766	5,263	97	02:01,321	30,773	25	01:52,750	34,679
20	01:54,218	19,881	19	PIT	5,390	93	02:01,627	31,649	21	01:50,485	36,508







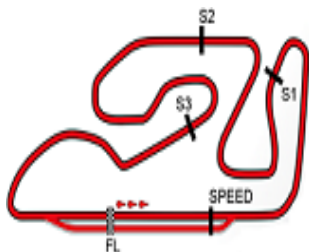
Circuit de la C.Valenciana

RACING WEEKEND

Análisis por vuelta Carrera 1 CER C2.3

90	PIT	39,667	97	02:03,451	01:08,7	43	01:54,316	01:08,0	91	01:59,929	01:08,4
83	02:01,796	41,159	93	03:37,088	01:15,8	81	02:00,294	01:08,1	44	01:59,091	01:10,3
93	PIT	49,517	83	02:01,650	01:34,2	89	02:00,459	01:08,8	18	01:53,090	01:10,7
94	03:36,212	01:17,3	<b>Lap: 17</b>			46	01:51,912	01:09,1	37	01:56,195	01:11,7
19	01:51,218	01:25,4	<b>Num</b>	<b>Tiempo</b>	<b>GAP</b>	25	01:53,400	01:09,9	25	01:52,664	01:12,5
27	01:52,710	01:33,2	26	01:51,355		97	02:00,421	01:28,2	46	01:52,971	01:12,6
24	01:52,976	01:41,1	19	01:49,599	3,320	82	02:01,617	01:29,2	43	01:53,239	01:14,8
95	01:59,207	01:42,4	27	01:52,418	15,752	93	02:03,098	01:41,7	34	01:59,000	01:23,2
11	01:50,535	01:42,8	11	01:49,950	20,787	<b>Lap: 19</b>			90	02:00,722	01:23,5
86	01:56,827	01:43,1	24	01:52,789	24,631	<b>Num</b>	<b>Tiempo</b>	<b>GAP</b>	89	01:58,552	01:25,5
91	02:01,147	01:46,7	94	02:04,430	25,062	26	01:51,232		81	02:00,282	01:27,7
31	01:52,172	01:47,5	31	01:52,801	31,159	19	01:50,325	1,077	97	02:00,979	01:47,2
44	03:14,392	01:48,5	8	01:50,835	31,647	83	02:01,512	3,053	82	02:01,450	01:50,2
8	03:47,463	01:49,8	86	01:56,806	34,284	27	01:51,928	17,000	<b>Lap: 21</b>		
20	01:52,802	01:54,6	20	01:53,497	38,917	11	01:49,648	17,975	<b>Num</b>	<b>Tiempo</b>	<b>GAP</b>
34	01:59,039	01:57,5	95	02:00,142	40,438	24	01:51,756	25,608	26	01:51,467	
81	01:59,819	01:57,5	91	01:59,216	43,308	8	01:50,992	31,469	19	01:51,152	1,174
89	01:58,929	02:02,0	44	01:59,187	45,478	31	01:52,146	33,663	93	02:01,463	13,767
4	01:52,558	02:03,7	4	01:52,832	49,384	20	01:53,084	42,173	27	01:50,994	17,185
14	01:53,370	02:07,9	55	01:53,198	52,855	86	01:56,602	43,575	11	01:51,122	17,487
55	01:52,104	02:09,5	90	02:00,222	53,038	94	02:03,459	48,761	83	02:01,925	23,686
37	01:54,349	02:13,7	14	01:55,161	54,823	4	01:52,417	52,473	24	01:51,834	26,879
82	02:01,990	02:14,9	34	02:00,128	56,663	55	01:52,452	54,781	8	01:50,726	31,002
97	03:30,321	02:15,9	81	02:01,076	59,085	95	01:59,621	57,093	31	01:52,393	36,054
43	01:53,844	02:16,1	89	02:00,782	59,607	91	01:59,713	59,233	20	01:53,576	46,381
18	01:52,160	02:19,3	37	01:54,597	01:00,3	14	01:53,694	59,915	86	01:55,428	50,972
46	01:53,039	02:23,3	18	01:53,037	01:04,4	44	01:59,885	01:02,0	4	01:52,074	55,504
21	01:49,254	02:25,7	43	01:54,853	01:04,9	21	01:50,257	01:03,1	55	01:52,773	58,144
25	01:53,186	02:27,8	21	01:50,041	01:05,0	37	01:54,101	01:06,2	21	01:50,059	01:01,2
83	02:02,135	02:43,2	25	01:50,606	01:07,7	18	01:52,982	01:08,4	14	01:53,915	01:06,4
<b>Lap: 16</b>			46	01:52,309	01:08,4	46	01:52,514	01:10,4	18	01:52,822	01:12,1
<b>Num</b>	<b>Tiempo</b>	<b>GAP</b>	82	02:01,891	01:18,8	25	01:51,883	01:10,6	25	01:51,173	01:12,2
26	03:10,713		97	02:01,647	01:19,0	43	01:55,559	01:12,3	46	01:52,836	01:14,0
19	01:50,369	5,076	93	02:05,357	01:29,8	90	02:01,856	01:13,5	94	02:04,238	01:14,1
94	02:05,305	11,987	83	02:01,120	01:43,9	34	02:00,858	01:14,9	95	01:59,776	01:14,4
27	01:52,162	14,689	<b>Lap: 18</b>			89	02:00,101	01:17,7	37	01:55,279	01:15,5
11	01:50,028	22,192	<b>Num</b>	<b>Tiempo</b>	<b>GAP</b>	81	02:01,327	01:18,2	43	01:53,093	01:16,5
24	01:52,735	23,197	26	01:51,223		97	02:00,042	01:37,0	91	02:00,816	01:17,7
86	01:56,363	28,833	19	01:49,887	1,984	82	02:01,518	01:39,5	44	02:00,689	01:19,6
31	01:52,863	29,713	27	01:51,775	16,304	<b>Lap: 20</b>			90	02:00,333	01:32,4
95	01:59,922	31,651	11	01:49,995	19,559	<b>Num</b>	<b>Tiempo</b>	<b>GAP</b>	34	02:01,368	01:33,1
8	01:53,048	32,167	24	01:51,676	25,084	26	01:50,744		89	01:59,147	01:33,2
91	01:59,437	35,447	8	01:51,285	31,709	19	01:51,156	1,489	81	02:00,038	01:36,3
20	01:52,797	36,775	31	01:52,813	32,749	93	02:03,978	3,771	<b>Lap: 22</b>		
44	01:59,843	37,646	94	02:02,695	36,534	83	02:00,919	13,228	<b>Num</b>	<b>Tiempo</b>	<b>GAP</b>
90	03:15,217	44,171	86	01:55,144	38,205	27	01:51,402	17,658	26	01:51,637	
34	02:01,091	47,890	20	01:52,627	40,321	11	01:50,601	17,832	19	01:51,092	0,629
4	01:54,827	47,907	95	01:59,489	48,704	24	01:51,648	26,512	97	02:01,113	5,275
81	02:02,564	49,364	91	01:58,667	50,752	8	01:51,018	31,743	82	02:01,489	8,640
89	01:58,809	50,180	4	01:53,127	51,288	31	01:52,209	35,128	11	01:52,279	18,129
55	01:52,147	51,012	44	01:59,133	53,388	20	01:52,843	44,272	24	01:52,713	27,955
14	01:53,786	51,017	55	01:51,929	53,561	86	01:54,180	47,011	93	02:06,464	28,594
37	01:54,065	57,067	14	01:53,853	57,453	4	01:53,168	54,897	8	01:51,236	30,601
43	01:55,987	01:01,4	90	02:01,141	01:02,9	55	01:52,801	56,838	83	02:01,860	33,909
18	01:54,134	01:02,7	37	01:54,337	01:03,4	94	02:03,331	01:01,3	31	01:52,276	36,693
21	01:51,303	01:06,3	21	01:50,291	01:04,1	21	01:50,275	01:02,6	20	01:53,381	48,125
46	01:54,916	01:07,5	34	01:59,928	01:05,3	14	01:54,803	01:03,9	4	01:52,344	56,211
82	02:04,050	01:08,3	18	01:53,447	01:06,6	95	01:59,830	01:06,1	86	01:58,476	57,811
25	01:51,390	01:08,5									





Circuit de la C.Valenciana

RACING WEEKEND

Análisis por vuelta Carrera 1 CER C2.3

21	01:50,180	59,797	20	01:53,071	51,403	97	02:00,166	42,620
55	01:54,043	01:00,5	83	02:01,183	54,764	31	01:53,953	42,875
14	01:54,264	01:09,0	4	01:51,298	55,730	21	01:49,470	52,327
46	01:55,978	01:18,3	21	01:49,544	56,145	20	01:54,164	54,895
18	01:58,252	01:18,7	55	01:53,162	01:04,4	4	01:51,311	55,399
37	01:55,025	01:18,9	14	01:54,646	01:15,4	82	02:03,095	56,159
43	01:54,272	01:19,1	46	01:53,250	01:21,9	55	01:53,121	01:07,6
25	02:01,337	01:21,9	18	01:53,360	01:22,7	93	02:03,410	01:13,1
95	02:01,961	01:24,8	25	01:52,309	01:25,3	83	02:01,399	01:19,3
94	02:02,874	01:25,3	43	01:54,925	01:26,1	14	01:54,360	01:20,9
91	01:59,472	01:25,6	37	01:54,579	01:26,5	46	01:52,479	01:23,5
44	01:58,922	01:26,8	95	01:59,606	01:41,6	18	01:52,819	01:24,3
90	01:59,282	01:40,0	91	02:00,255	01:42,2	25	01:52,845	01:26,8
89	01:59,517	01:41,0	86	02:21,242	01:43,8	43	01:53,462	01:29,5
34	02:00,118	01:41,6	44	02:00,735	01:44,2	37	01:55,542	01:32,3
81	01:59,367	01:44,0	94	02:01,970	01:47,5	95	02:00,111	01:57,5
						91	02:00,736	01:59,2

Lap: 23		
Num	Tiempo	GAP

26	01:50,902	
19	01:50,613	0,340
97	02:00,966	15,339
11	01:51,441	18,668
82	02:04,318	22,056
24	01:52,205	29,258
8	01:51,219	30,918
31	01:53,678	39,469
93	02:03,273	40,965
83	02:02,608	45,615
20	01:53,143	50,366
4	01:51,157	56,466
21	01:49,740	58,635
55	01:53,678	01:03,3
14	01:54,646	01:12,7
86	02:07,755	01:14,6
46	01:53,223	01:20,7
18	01:53,607	01:21,4
43	01:54,978	01:23,2
37	01:56,012	01:24,0
25	01:54,006	01:25,0
91	01:59,279	01:33,9
95	02:00,213	01:34,1
44	01:59,571	01:35,5
94	02:03,123	01:37,5
90	01:59,772	01:48,9
89	01:59,173	01:49,3
34	01:58,985	01:49,7

Lap: 25		
Num	Tiempo	GAP

26	01:51,735	
19	01:51,712	0,767
90	02:01,128	6,298
89	02:01,089	6,671
34	02:01,037	6,983
81	01:59,930	9,472
11	01:50,636	16,878
8	01:50,989	28,863
24	01:55,205	32,614
97	02:01,346	34,206
31	01:52,532	40,674
82	02:03,507	44,816
20	01:52,815	52,483
21	01:50,199	54,609
4	01:51,845	55,840
93	02:02,765	01:01,5
55	01:53,601	01:06,3
83	02:06,642	01:09,6
14	01:54,638	01:18,3
46	01:52,585	01:22,7
18	01:52,212	01:23,2
25	01:52,124	01:25,7
43	01:53,463	01:27,8
37	01:53,691	01:28,5
95	01:59,277	01:49,2
91	01:59,758	01:50,2
44	01:59,192	01:51,7

Lap: 27		
Num	Tiempo	GAP

44	02:24,254	
----	-----------	--

Lap: 24		
Num	Tiempo	GAP

26	01:52,034	
19	01:52,484	0,790
81	02:00,123	1,277
11	01:51,343	17,977
97	02:01,290	24,595
24	01:51,920	29,144
8	01:50,725	29,609
82	02:03,022	33,044
31	01:52,442	39,877
93	02:01,543	50,474

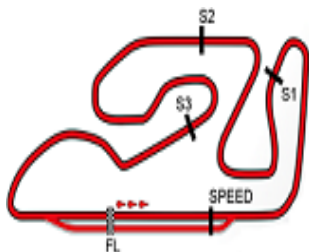
Lap: 26		
Num	Tiempo	GAP

26	01:51,752	
19	01:51,668	0,683
94	02:04,501	8,527
90	01:59,996	14,542
34	01:59,755	14,986
89	02:01,144	16,063
11	01:51,477	16,603
81	01:59,770	17,490
86	02:18,044	18,429
8	01:50,966	28,077
24	01:52,569	33,431



CROHOCIRCUIT: oscar.gutierrez@circuitvalencia.com





Circuit de la C.Valenciana

22 - 23 June 2019

Circuit de la C.Valenciana

**RACING WEEKEND**

**Velocidades máximas Carrera 1 CER C2.3**

Name	Country/Res	Brand	Best 5 max. speed					Media	Max.
19 CIACCI-Espinosa	ITA	BMW M235i R.	191,2	190,6	190,0	190,0	190,0	190,4	191,2
11 PUITGMAL,Laurent	FRA	Peugeot RCZ	188,4	187,3	187,3	186,7	186,2	187,2	188,4
27 MORERA-Ruiz	ESP	Peugeot RCZ	187,8	187,3	187,3	186,7	185,7	187,0	187,8
21 ALONSO,G-Urien	ESP	Peugeot RCZ	187,8	187,8	187,8	187,3	187,3	187,6	187,8
8 VELASCO-Castillo	ESP	Peugeot RCZ	186,2	186,2	185,7	185,7	185,1	185,8	186,2
26 BAJO-Sainero	ESP	Peugeot RCZ	184,1	183,6	183,1	183,1	182,0	183,2	184,1
46 HERNANDEZ-Hormigos	ESP	Mini Challenge	182,5	182,0	181,0	181,0	181,0	181,5	182,5
25 BERUIRISTAIN-Pére	ESP	Peugeot 207 P.	182,0	181,0	181,0	179,0	179,0	180,4	182,0
14 Van ZOEST,Henk	ESP	Renault Clio C	181,5	179,0	179,0	178,0	178,0	179,1	181,5
43 HERNANDEZ-Cabañas	ESP	Renault Clio C	181,0	180,5	179,5	179,5	178,5	179,8	181,0
55 CEJUDO,J.-Cejudo,M.	ESP	Renault Clio C	180,5	180,0	179,5	179,5	179,0	179,7	180,5
31 AGUADO,A.Aguado,J.	ESP	Renault Clio C	180,0	179,5	179,0	179,0	179,0	179,3	180,0
18 LOPEZ-Rodriguez	ESP	Renault Clio C	179,0	178,5	178,0	177,5	177,5	178,1	179,0
24 RODRIGUEZ,Rafael	ESP	Renault Clio C	178,5	177,5	177,5	177,0	176,6	177,4	178,5
4 PELLEFIGUE-Atkatlia	FRA	Renault Spider	178,0	177,5	177,5	177,5	177,5	177,6	178,0
63 MIRANDA,Juan A.	ESP	BMW M3	177,5	164,5				171,0	177,5
33 SANTOS-Mendez	ESP	Renault Clio C	177,0	176,6	176,6	176,6	175,1	176,4	177,0
86 GABRIEL,Vicente	ESP	Ford Fiesta 1.	175,1	175,1	174,2	174,2	174,2	174,6	175,1
20 FERNANDEZ,R.-Fernández,F.	ESP	Renault Clio C	175,1	175,1	174,7	174,2	174,2	174,7	175,1
97 YABAR-Villar	ESP	Mini Cooper	168,8	164,1	163,6	163,2	163,2	164,6	168,8
93 HUARTE-Alcat	ESP	Mini Cooper	167,0	166,6	166,6	165,7	165,7	166,3	167,0
91 LEAL,Germán	ESP	Mini Cooper	166,6	165,7	165,7	165,3	164,9	165,6	166,6
94 MARCHESI-Carluccio	ITA	Mini Cooper	165,7	164,5	164,5	164,1	164,1	164,6	165,7
95 ARRIBAS,Santiago	ESP	Mini Cooper	165,3	164,9	164,5	164,1	164,1	164,6	165,3
90 GESALAGA,Iñaki	ESP	Mini Cooper	164,5	164,1	163,6	163,6	162,8	163,7	164,5
34 MORENO,Mario A.	ESP	Renault Clio C	164,5	164,5	164,1	163,6	163,6	164,1	164,5
44 PINEDA,Samuel	ESP	Hyundai Getz C	161,2	158,4	158,0	157,7	157,3	158,5	161,2
85 CHICOY,José Antonio	ESP	Ford Fiesta ST	158,0	156,5	156,1	156,1	156,1	156,6	158,0
87 LAFUENTE,Angel	ESP	Ford Fiesta ST	158,0	157,7	157,3	156,1	156,1	157,1	158,0
82 TORRES,S.-Torres,M.	ESP	Ford Fiesta ST	157,7	157,7	156,9	156,9	156,5	157,1	157,7
89 SABATER,Rubén	ESP	Ford Fiesta ST	157,7	157,3	156,9	156,5	156,1	156,9	157,7
81 GRANDE,Miguel	ESP	Ford Fiesta ST	155,8					155,8	155,8
83 LOMBARDINI,Martin	ITA	Ford Fiesta ST	153,9	153,9	153,9	153,6	153,2	153,7	153,9
37 De ANA,Israel	ESP	Peugeot 207							



CRONOCIRCUIT: [oscar.gutierrez@circuitvalencia.com](mailto:oscar.gutierrez@circuitvalencia.com)

