

Circuito del Jarama
Campeonato de España de Resistencia y de GT
Carrera 2 Clase 1-GT
Resultados Provisionales



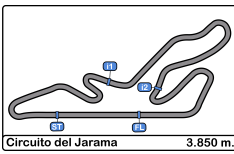
Cls	Nº	Equipo	Nac	Piloto 1	Nac	Piloto 2	Nac	Vehiculo	Cat	Cl	Vtas	Tiempo Tot	Dif 1º	Interval	Km/h	V.R.	Tiempo	Km/h	
1	126	NM Racing Team		Albert Estragues Valencia	ESP	Jr.	Ignacio Cabezas Ruiz	ESP	Transam Euro	C2	1	29	49:47.150		134.5	9	1:37.313	142.4	
2	108	E2P Esc. Española Pilotos		Kosta Kanaroglou	GRC			Mosler MT900	C1	1	29	49:54.107	6.957	6.957	134.2	28	1:35.296	145.4	
3	178	R. A. C Circuito Guadalupe		Luis López Anós	ESP	JF	Alvaro Rodriguez Sastre	ESP	Porsche 911 991 GT3 Cup	C2	2	29	51:00.793	1:13.643	1:06.686	131.3	5	1:36.612	143.4
4	16	Tecnicars Racing Team		Evgeni Leonov	ESP		Mikel Azcona Troyas	ESP	Jr. CUPRA TCR DSG	TCR	1	29	51:28.346	1:41.196	27.553	130.1	14	1:40.099	138.4
5	102	Willi Motorsport		David Serban	ROU	Jr.		Audi R8 GT4	C3	1	28	49:51.380	1 Lap	1 Lap	129.7	24	1:41.632	136.3	
6	110	Miguel Fernandez Yuste		Miguel Fernandez Yuste	ESP		José Martínez Bueno	ESP	KTM X-Bow	C2	3	28	50:51.716	1 Lap	1:00.336	127.1	15	1:41.540	136.4
7	23	RC2 Junior Team		Didac Ros Fernandez	ESP	Jr.	José Luis García Molina	ESP	JF CUPRA TCR DSG	TCR	2	28	50:53.228	1 Lap	1.512	127.1	2	1:42.958	134.6
8	15	Monlau Competición		Alba Cano Ramirez	ESP	Da		CUPRA TCR DSG	TCR	3	28	50:55.791	1 Lap	2.563	126.9	4	1:41.696	136.2	
9	36	Pcr Sport		Guillermo Aso Arjol	ESP		Álvaro Fontes Blanco		CUPRA TCR DSG	TCR	4	28	50:55.968	1 Lap	0.177	126.9	3	1:41.423	136.6
10	17	RC2 Junior Team		Raul Martínez Bedmar	ESP		Ruben Martinez Bedmar	ESP	CUPRA TCR	TCR	5	28	50:59.490	1 Lap	3.522	126.8	4	1:41.782	136.1
11	77	Baporo Motorsport		Alberto Vescovi	ITA	JF	Roberto Ferri	ITA	JF CUPRA TCR	TCR	6	28	51:15.126	1 Lap	15.636	126.1	21	1:43.079	134.4
12	7	Monlau Competición		Gianluigi Vicinanza	ITA	JF	Álex Cosin Camps	ESP	CUPRA TCR	TCR	7	28	51:19.709	1 Lap	4.583	126.0	3	1:41.369	136.7
13	2	SMC Junior Motorsport		Gonzalo Martín de Andres	ESP		Enrique Hernando Alonso	ESP	Jr. Peugeot 308 TCR	TCR	8	27	50:13.506	2 Laps	1 Lap	124.1	3	1:40.799	137.5
14	13	Baporo Motorsport		Amalia Vinyes Dabad	AND	Da		CUPRA TCR DSG	TCR	9	27	50:24.227	2 Laps	10.721	123.7	3	1:41.683	136.3	
15	115	Pcr Sport		Josep Mayola Comadira	ESP	JF	Francesc Gutiérrez Agüí	ESP	Ferrari 458	C1	2	26	45:26.409	3 Laps	1 Lap	132.1	15	1:34.338	146.9
16	64	Chefo Abella		Pierre Arraou	FRA	JF	Samuel Pineda Sanchez	ESP	Peugeot 308 Racing Cup.	D2	1	26	49:58.915	3 Laps	4:32.506	120.1	8	1:46.289	130.3
17	35	RC2 Junior Team		Eduardo Lázaro Bercedo	ESP	JF		Seat Leon Supercopa MK2	D2	2	26	49:59.122	3 Laps	0.207	120.1	6	1:48.737	127.4	
18	134	Emmanuel Righi		Emmanuel Righi	CHE		Philippe Bonnel	FRA	Maserati Trofeo MC GT4	C3	2	25	50:27.204	4 Laps	1 Lap	114.4	12	1:45.567	131.2
19	188	NM Racing Team		Maxime Guillemat	ESP	Jr.	Jesús A. De Martín Muñoz	ESP	JF Ginetta G55 GT4	C3	3	25	50:34.906	4 Laps	7.702	114.1	25	1:40.569	137.8
No Clasificados: (Requerimientos: 70% del número de vueltas del líder = 21 Vueltas)																			
72		Alexander Villanueva Ruiz		Alexander Villanueva Ruiz	ESP	JF	Alexander Villanueva Brox	ESP	CUPRA TCR DSG	TCR	10	20	50:22.772	9 Laps	5 Laps	91.7	15	1:41.977	135.9
71		Chefo Sport		Luis F. Pérez Espallargas	ESP		Nicolas Abella	ESP	Jr. Peugeot 308 Racing Cup.	D2	3	19	36:43.922	10 Laps	1 Lap	119.4	6	1:46.150	130.5
66		Julio Carayol Casas		Julio Carayol Casas	ESP			CUPRA TCR	TCR	11	16	35:25.608	13 Laps	3 Laps	104.3	4	1:46.896	129.6	
101		Philippe Gruau		Philippe Gruau	FRA	JF		Vortex V8	C1	3									
111		Escuderia Lagun Artea		Pablo Yeregui Ybarra	ESP		Daniel Carretero Ortega	ESP	Ginetta G55 GT4	C3	4								

Vuelta Rápida Mayola Comadira - Gutiérrez Agüí en 1:34.338 a 146.9 Km/h en la vuelta 15

Publicado a las:.....

Comisarios Deportivos:	Director de Carrera:	Cronometrador:
-------------------------------	-----------------------------	-----------------------





Circuito del Jarama

Campeonato de España de Resistencia y de GT

Carrera 2 Clase 1-GT

Resultados Provisionales por categoria



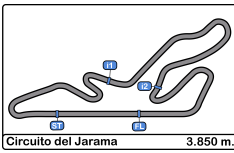
Cls	Nº	Equipo	Nac	Piloto 1	Nac	Piloto 2	Nac	Vehiculo	Cat	Cl	Vtas	Tiempo Tot	Dif 1º	Interval	Km/h	V.R.	Tiempo	Km/h	
C2																			
1	126	NM Racing Team		Albert Estragues Valencia	ESP	Jr. Ignacio Cabezas Ruiz	ESP	Transam Euro	C2	1	29	49:47.150			134.5	9	1:37.313	142.4	
2	178	R. A. C Circuito Guadalupe		Luis López Anós	ESP	JF Alvaro Rodriguez Sastre	ESP	Porsche 911 991 GT3 Cup	C2	2	29	51:00.793	1:13.643	1:13.643	131.3	5	1:36.612	143.4	
3	110	Miguel Fernandez Yuste		Miguel Fernandez Yuste	ESP	José Martínez Bueno	ESP	KTM X-Bow	C2	3	28	50:51.716	1 Lap	1 Lap	127.1	15	1:41.540	136.4	
C1																			
1	108	E2P Esc. Española Pilotos		Kosta Kanaroglou	GRC			Mosler MT900	C1	1	29	49:54.107			134.2	28	1:35.296	145.4	
2	115	Pcr Sport		Josep Mayola Comadira	ESP	JF Francesc Gutiérrez Agüí	ESP	Ferrari 458	C1	2	26	45:26.409	3 Laps	3 Laps	132.1	15	1:34.338	146.9	
No Clasificados: (Requerimientos: 70% del número de vueltas del líder = 21 Vueltas)																			
101		Philippe Gruau		Philippe Gruau	FRA	JF		Vortex V8	C1	3									
TCR																			
1	16	Tecnicars Racing Team		Evgeni Leonov	ESP	Mikel Azcona Troyas	ESP	Jr. CUPRA TCR DSG	TCR	1	29	51:28.346			130.1	14	1:40.099	138.4	
2	23	RC2 Junior Team		Didac Ros Fernandez	ESP	Jr. José Luis García Molina	ESP	JF CUPRA TCR DSG	TCR	2	28	50:53.228	1 Lap	1 Lap	127.1	2	1:42.958	134.6	
3	15	Monlau Competición		Alba Cano Ramirez	ESP	Da		CUPRA TCR DSG	TCR	3	28	50:55.791	1 Lap	2.563	126.9	4	1:41.696	136.2	
4	36	Pcr Sport		Guillermo Aso Arjol	ESP	Álvaro Fontes Blanco		CUPRA TCR DSG	TCR	4	28	50:55.968	1 Lap	0.177	126.9	3	1:41.423	136.6	
5	17	RC2 Junior Team		Raul Martínez Bedmar	ESP	Ruben Martinez Bedmar	ESP	CUPRA TCR	TCR	5	28	50:59.490	1 Lap	3.522	126.8	4	1:41.782	136.1	
6	77	Baporo Motorsport		Alberto Vescovi	ITA	JF Roberto Ferri	ITA	JF CUPRA TCR	TCR	6	28	51:15.126	1 Lap	15.636	126.1	21	1:43.079	134.4	
7	7	Monlau Competición		Gianluigi Vicinanza	ITA	JF Álex Cosin Camps	ESP	CUPRA TCR	TCR	7	28	51:19.709	1 Lap	4.583	126.0	3	1:41.369	136.7	
8	2	SMC Junior Motorsport		Gonzalo Martin de Andres	ESP	Enrique Hernando Alonso	ESP	Jr. Peugeot 308 TCR	TCR	8	27	50:13.506	2 Laps	1 Lap	124.1	3	1:40.799	137.5	
9	13	Baporo Motorsport		Amalia Vinyes Dabad	AND	Da		CUPRA TCR DSG	TCR	9	27	50:24.227	2 Laps	10.721	123.7	3	1:41.683	136.3	
No Clasificados: (Requerimientos: 70% del número de vueltas del líder = 21 Vueltas)																			
72		Alexander Villanueva Ruiz		Alexander Villanueva Ruiz	ESP	JF Alexander Villanueva Brox	ESP	CUPRA TCR DSG	TCR	10	20	50:22.772	9 Laps	7 Laps	91.7	15	1:41.977	135.9	
66		Julio Carayol Casas		Julio Carayol Casas	ESP			CUPRA TCR	TCR	11	16	35:25.608	13 Laps	4 Laps	104.3	4	1:46.896	129.6	
C3																			
1	102	Willi Motorsport		David Serban	ROU	Jr.		Audi R8 GT4	C3	1	28	49:51.380			129.7	24	1:41.632	136.3	
2	134	Emmanuel Righi		Emmanuel Righi	CHE	Philippe Bonnel	FRA	Maserati Trofeo MC GT4	C3	2	25	50:27.204	4 Laps	3 Laps	114.4	12	1:45.567	131.2	
3	188	NM Racing Team		Maxime Guillemat	ESP	Jr. Jesús A. De Martín Muñoz	ESP	JF Ginetta G55 GT4	C3	3	25	50:34.906	4 Laps	7.702	114.1	25	1:40.569	137.8	
No Clasificados: (Requerimientos: 70% del número de vueltas del líder = 21 Vueltas)																			
111		Escuderia Lagun Artea		Pablo Yeregui Ybarra	ESP	Daniel Carretero Ortega	ESP	Ginetta G55 GT4	C3	4									
D2																			
1	64	Chefo Abella		Pierre Arraou	FRA	JF Samuel Pineda Sanchez	ESP	Peugeot 308 Racing Cup.	D2	1	26	49:58.915			120.1	8	1:46.289	130.3	
2	35	RC2 Junior Team		Eduardo Lázaro Bercedo	ESP	JF		Seat Leon Supercopa MK2	D2	2	26	49:59.122	3 Laps	0.207	120.1	6	1:48.737	127.4	
No Clasificados: (Requerimientos: 70% del número de vueltas del líder = 21 Vueltas)																			
71		Chefo Sport		Luis F. Pérez Espallargas	ESP	Nicolas Abella	ESP	Jr. Peugeot 308 Racing Cup.	D2	3	19	36:43.922	10 Laps	7 Laps	119.4	6	1:46.150	130.5	

Vuelta Rápida Mayola Comadira - Gutiérrez Agüí en 1:34.338 a 146.9 Km/h en la vuelta 15

Publicado a las:.....

Comisarios Deportivos:	Director de Carrera:	Cronometrador:
-------------------------------	-----------------------------	-----------------------





Circuito del Jarama

Campeonato de España de Resistencia y de GT

Carrera 2 Clase 1-GT

Resultados Provisionales por categoria



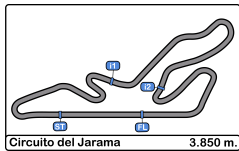
Cls	Nº	Equipo	Nac	Piloto 1	Nac	Piloto 2	Nac	Vehiculo	Cat	Cl	Vtas	Tiempo Tot	Dif 1º	Interval	Km/h	V.R.	Tiempo	Km/h	
PAGID TCR																			
1	16	Tecnicars Racing Team		<u>Evgeni Leonov</u>	ESP	Mikel Azcona Troyas	ESP	CUPRA TCR DSG	TCR	1	29	51:28.346			130.1	14	1:40.099	138.4	
2	23	RC2 Junior Team		Didac Ros Fernandez	ESP	<u>José Luis García Molina</u>	ESP	Gold CUPRA TCR DSG	TCR	2	28	50:53.228	1 Lap	1 Lap	127.1	2	1:42.958	134.6	
3	15	Monlau Competición		Alba Cano Ramirez	ESP	Platinu		CUPRA TCR DSG	TCR	3	28	50:55.791	1 Lap	2.563	126.9	4	1:41.696	136.2	
4	36	Pcr Sport		Guillermo Aso Arjol	ESP	<u>Álvaro Fontes Blanco</u>		CUPRA TCR DSG	TCR	4	28	50:55.968	1 Lap	0.177	126.9	3	1:41.423	136.6	
5	17	RC2 Junior Team		<u>Raul Martínez Bedmar</u>	ESP	Ruben Martinez Bedmar	ESP	CUPRA TCR	TCR	5	28	50:59.490	1 Lap	3.522	126.8	4	1:41.782	136.1	
6	77	Baporo Motorsport		Alberto Vescovi	ITA	Gold <u>Roberto Ferri</u>	ITA	Gold CUPRA TCR	TCR	6	28	51:15.126	1 Lap	15.636	126.1	21	1:43.079	134.4	
7	7	Monlau Competición		<u>Gianluigi Vicinanza</u>	ITA	Gold Álex Cosin Camps	ESP	CUPRA TCR	TCR	7	28	51:19.709	1 Lap	4.583	126.0	3	1:41.369	136.7	
8	13	Baporo Motorsport		Amalia Vinyes Dabad	AND	Platinu		CUPRA TCR DSG	TCR	9	27	50:24.227	2 Laps	1 Lap	123.7	3	1:41.683	136.3	

Vuelta Rápida Mayola Comadira - Gutiérrez Agüí en 1:34.338 a 146.9 Km/h en la vuelta 15

Publicado a las:.....

Comisarios Deportivos:	Director de Carrera:	Cronometrador:
-------------------------------	-----------------------------	-----------------------

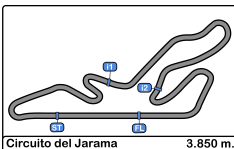




Circuito del Jarama
Campeonato de España de Resistencia y de GT
Carrera 2 Clase 1-GT
Clasificación Provisional por Vuelta Rápida de Piloto



Cl	Nº	Equipo	Nac	Vehiculo	Piloto	Nac	Cat	Cl	Vtas	V.R.	Tiempo	Dif 1º	Intervalo	Km/h	
1	115	Pcr Sport		Ferrari 458	Francesc Gutiérrez A	ESP	C1	1	14	3	1:34.338			146.9	
2	108	E2P Esc. Española Pilotos		Mosler MT900	Kosta Kanaroglou	GRC	C1	2	29	28	1:35.296	0.958	0.958	145.4	
3	178	R. A. C Circuito Guadalupe		Porsche 911 991 GT3 Cup	Alvaro Rodriguez Sa	ESP	C2	1	15	5	1:36.612	2.274	1.316	143.4	
4	126	NM Racing Team		Transam Euro	Ignacio Cabezas Rui	ESP	C2	2	17	9	1:37.313	2.975	0.701	142.4	
5	115	Pcr Sport		Ferrari 458	Josep Mayola Coma	ESP	JF	C1	3	12	6	1:38.815	4.477	1.502	140.2
6	126	NM Racing Team		Transam Euro	Albert Estragues Val	ESP	Jr.	C2	3	12	7	1:39.005	4.667	0.190	139.9
7	16	Tecnicars Racing Team		CUPRA TCR DSG	Mikel Azcona Troyas	ESP	Jr.	TCR	1	17	2	1:40.099	5.761	1.094	138.4
8	188	NM Racing Team		Ginetta G55 GT4	Maxime Guillemat	ESP	Jr.	C3	1	12	12	1:40.569	6.231	0.470	137.8
9	2	SMC Junior Motorsport		Peugeot 308 TCR	Gonzalo Martin de A	ESP		TCR	2	15	3	1:40.799	6.461	0.230	137.5
10	16	Tecnicars Racing Team		CUPRA TCR DSG	Evgeni Leonov	ESP		TCR	3	12	2	1:40.921	6.583	0.122	137.3
11	7	Monlau Competición		CUPRA TCR	Gianluigi Vicinanza	ITA	JF	TCR	4	12	3	1:41.369	7.031	0.448	136.7
12	36	Pcr Sport		CUPRA TCR DSG	Álvaro Fontes Blanco			TCR	5	14	3	1:41.423	7.085	0.054	136.6
13	110	Miguel Fernandez Yuste		KTM X-Bow	Miguel Fernandez Yu	ESP		C2	4	15	2	1:41.540	7.202	0.117	136.4
14	102	Willi Motorsport		Audi R8 GT4	David Serban	ROU	Jr.	C3	2	28	24	1:41.632	7.294	0.092	136.3
15	13	Baporo Motorsport		CUPRA TCR DSG	Amalia Vinyes Dabad	AND	Da	TCR	6	27	3	1:41.683	7.345	0.051	136.3
16	15	Monlau Competición		CUPRA TCR DSG	Alba Cano Ramirez	ESP	Da	TCR	7	28	4	1:41.696	7.358	0.013	136.2
17	17	RC2 Junior Team		CUPRA TCR	Raul Martínez Bedm	ESP		TCR	8	12	4	1:41.782	7.444	0.086	136.1
18	72	Alexander Villanueva Ruiz		CUPRA TCR DSG	Alexander Villanueva	ESP		TCR	9	13	8	1:41.977	7.639	0.195	135.9
19	72	Alexander Villanueva Ruiz		CUPRA TCR DSG	Alexander Villanueva	ESP	JF	TCR	10	7	4	1:42.082	7.744	0.105	135.7
20	188	NM Racing Team		Ginetta G55 GT4	Jesús A. De Martin	ESP	JF	C3	3	13	5	1:42.157	7.819	0.075	135.6
21	7	Monlau Competición		CUPRA TCR	Álex Cosin Camps	ESP		TCR	11	16	2	1:42.712	8.374	0.555	134.9
22	23	RC2 Junior Team		CUPRA TCR DSG	José Luís García Mol	ESP	JF	TCR	12	13	2	1:42.958	8.620	0.246	134.6
23	77	Baporo Motorsport		CUPRA TCR	Alberto Vescovi	ITA	JF	TCR	13	15	8	1:43.079	8.741	0.121	134.4
24	17	RC2 Junior Team		CUPRA TCR	Ruben Martinez Bed	ESP		TCR	14	16	11	1:43.150	8.812	0.071	134.3
25	23	RC2 Junior Team		CUPRA TCR DSG	Didac Ros Fernande	ESP	Jr.	TCR	15	15	3	1:43.304	8.966	0.154	134.1
26	77	Baporo Motorsport		CUPRA TCR	Roberto Ferri	ITA	JF	TCR	16	13	4	1:43.448	9.110	0.144	133.9
27	178	R. A. C Circuito Guadalupe		Porsche 911 991 GT3 Cup	Luis López Anós	ESP	JF	C2	5	14	5	1:43.955	9.617	0.507	133.3
28	36	Pcr Sport		CUPRA TCR DSG	Guillermo Aso Arjol	ESP		TCR	17	14	2	1:44.213	9.875	0.258	132.9
29	2	SMC Junior Motorsport		Peugeot 308 TCR	Enrique Hernando Al	ESP	Jr.	TCR	18	12	2	1:44.480	10.142	0.267	132.6
30	134	Emmanuel Righi		Maserati Trofeo MC GT4	Philippe Bonnel	FRA		C3	4	13	12	1:45.567	11.229	1.087	131.2
31	110	Miguel Fernandez Yuste		KTM X-Bow	José Martínez Bueno	ESP		C2	6	13	6	1:46.033	11.695	0.466	130.7
32	71	Chefo Sport		Peugeot 308 Racing Cup.	Luis F. Pérez Espalla	ESP		D2	1	16	6	1:46.150	11.812	0.117	130.5
33	64	Chefo Abella		Peugeot 308 Racing Cup.	Samuel Pineda Sanc	ESP		D2	2	13	8	1:46.289	11.951	0.139	130.3
34	66	Julio Carayol Casas		CUPRA TCR	Julio Carayol Casas	ESP		TCR	19	16	4	1:46.896	12.558	0.607	129.6
35	134	Emmanuel Righi		Maserati Trofeo MC GT4	Emmanuel Righi	CHE		C3	5	12	10	1:47.633	13.295	0.737	128.7
36	71	Chefo Sport		Peugeot 308 Racing Cup.	Nicolas Abella	ESP	Jr.	D2	3	3	3	1:48.516	14.178	0.883	127.7
37	35	RC2 Junior Team		Seat Leon Supercopa MK2	Eduardo Lázaro Berc	ESP	JF	D2	4	26	6	1:48.737	14.399	0.221	127.4
38	64	Chefo Abella		Peugeot 308 Racing Cup.	Pierre Arraou	FRA	JF	D2	5	13	8	1:50.371	16.033	1.634	125.5



Circuito del Jarama

Campeonato de España de Resistencia y de GT

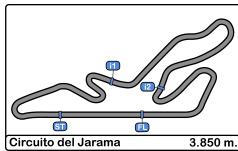
Carrera 2 Clase 1-GT

Distancia y Velocidad Media



Cls	Nº	Equipo	Na	Piloto 1	Na	Piloto 2	Na	Vehiculo	Cat	Cls	Vtas	Distancia	Tiempo Total	Km/h
1	126	NM Racing Team	ESP	Albert Estragues Valencia	Jr.	<u>Ignacio Cabezas Ruiz</u>	ESP	Transam Euro	C2	1	29	111.65	49:47.150	134.5
2	108	E2P Esc. Española Pilotos	GRC	Kosta Kanaroglou				Mosler MT900	C1	1	29	111.65	49:54.107	134.2
3	178	R. A. C Circuito Guadalope	ESP	Luis López Anós	JF	<u>Alvaro Rodriguez Sastre</u>	ESP	Porsche 911 991 GT3 Cup	C2	2	29	111.65	51:00.793	131.3
4	16	Tecnicars Racing Team	ESP	<u>Evgeni Leonov</u>		Mikel Azcona Troyas	ESP	Jr. CUPRA TCR DSG	TCR	1	29	111.65	51:28.346	130.1
5	102	Willi Motorsport	ROU	David Serban	Jr.			Audi R8 GT4	C3	1	28	107.80	49:51.380	129.7
6	110	Miguel Fernandez Yuste	ESP	Miguel Fernandez Yuste		<u>José Martínez Bueno</u>	ESP	KTM X-Bow	C2	3	28	107.80	50:51.716	127.1
7	23	RC2 Junior Team	ESP	Didac Ros Fernandez	Jr.	<u>José Luís García Molina</u>	ESP	JF CUPRA TCR DSG	TCR	2	28	107.80	50:53.228	127.1
8	15	Monlau Competición	ESP	Alba Cano Ramirez	Da			CUPRA TCR DSG	TCR	3	28	107.80	50:55.791	126.9
9	36	Pcr Sport	ESP	Guillermo Aso Arjol		<u>Álvaro Fontes Blanco</u>		CUPRA TCR DSG	TCR	4	28	107.80	50:55.968	126.9
10	17	RC2 Junior Team	ESP	<u>Raul Martínez Bedmar</u>		Ruben Martinez Bedmar	ESP	CUPRA TCR	TCR	5	28	107.80	50:59.490	126.8
11	77	Baporo Motorsport	ITA	Alberto Vescovi	JF	<u>Roberto Ferri</u>	ITA	JF CUPRA TCR	TCR	6	28	107.80	51:15.126	126.1
12	7	Monlau Competición	ITA	<u>Gianluigi Vicinanza</u>	JF	Álex Cosin Camps	ESP	CUPRA TCR	TCR	7	28	107.80	51:19.709	126.0
13	2	SMC Junior Motorsport	ESP	<u>Gonzalo Martin de</u>		Enrique Hernando Alonso	ESP	Jr. Peugeot 308 TCR	TCR	8	27	103.95	50:13.506	124.1
14	13	Baporo Motorsport	AND	Amalia Vinyes Dabad	Da			CUPRA TCR DSG	TCR	9	27	103.95	50:24.227	123.7
15	115	Pcr Sport	ESP	<u>Josep Mayola Comadira</u>	JF	Francesc Gutiérrez Agúí	ESP	Ferrari 458	C1	2	26	100.10	45:26.409	132.1
16	64	Chefo Abella	FRA	Pierre Arraou	JF	<u>Samuel Pineda Sanchez</u>	ESP	Peugeot 308 Racing Cup.	D2	1	26	100.10	49:58.915	120.1
17	35	RC2 Junior Team	ESP	Eduardo Lázaro Bercedo	JF			Seat Leon Supercopa MK2	D2	2	26	100.10	49:59.122	120.1
18	134	Emmanuel Righi	CHE	Emmanuel Righi		<u>Philippe Bonnel</u>	FRA	Maserati Trofeo MC GT4	C3	2	25	96.25	50:27.204	114.4
19	188	NM Racing Team	ESP	Maxime Guillemat	Jr.	<u>Jesús A. De Martin</u>	ESP	JF Ginetta G55 GT4	C3	3	25	96.25	50:34.906	114.1
No Clasificados: (Requerimientos: 70% del número de vueltas del líder = 21 Vueltas)														
72	Alexander Villanueva Ruiz	<u>Alexander Villanueva</u>	ESP	JF	Alexander Villanueva Brox	ESP		CUPRA TCR DSG	TCR	10	20	77.00	50:22.772	91.7
71	Chefo Sport	<u>Luis F. Pérez Espallargas</u>	ESP		Nicolas Abella	ESP	Jr.	Peugeot 308 Racing Cup.	D2	3	19	73.15	36:43.922	119.4
66	Julio Carayol Casas	Julio Carayol Casas	ESP					CUPRA TCR	TCR	11	16	61.60	35:25.608	104.3
101	Philippe Gruau	Philippe Gruau	FRA	JF				Vortex V8	C1	3				
111	Escuderia Lagun Artea	<u>Pablo Yeregui Ybarra</u>	ESP		Daniel Carretero Ortega	ESP		Ginetta G55 GT4	C3	4				

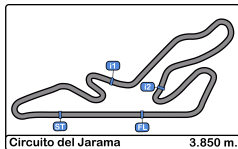




Circuito del Jarama
Campeonato de España de Resistencia y de GT
Carrera 2 Clase 1-GT
Tiempos Por Vuelta



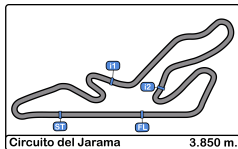
2							7								
1 Gonzalo Martin de Andres Peugeot 308 TCR							1 Gianluigi Vicinanza CUPRA TCR								
TCR							TCR								
2 Enrique Hernando Alonso SMC Junior Motorsport							2 Álex Cosin Camps Monlau Competición								
Vta	D	Tiempo	Sector 1	Sector 2	Sector 3	V. Max	Transcurrid	Vta	D	Tiempo	Sector 1	Sector 2	Sector 3	V. Max	Transcurrid
1	1	2:07.991	1:05.643	33.764	28.584	204.5	2:07.991	1	1	2:12.053	1:08.793	34.562	28.698	208.8	2:12.053
2	1	1:41.062	39.172	33.555	28.335	221.3	3:49.053	2	1	1:41.824	39.130	34.138	28.556	228.8	3:53.877
3	1	1:40.799	39.090	33.604	28.105	223.1	5:29.852	3	1	1:41.369	39.009	33.737	28.623	227.8	5:35.246
4	1	1:41.974	39.442	34.220	28.312	220.8	7:11.826	4	1	1:41.915	39.301	33.866	28.748	221.7	7:17.161
5	1	1:41.209	39.157	33.676	28.376	224.0	8:53.035	5	1	1:43.777	39.453	34.933	29.391	220.4	9:00.938
6	1	1:41.419	39.301	33.806	28.312	221.3	10:34.454	6	1	1:42.010	39.429	34.009	28.572	222.2	10:42.948
7	1	1:41.907	39.520	33.862	28.525	218.6	12:16.361	7	1	1:42.240	39.227	34.270	28.743	227.3	12:25.188
8	1	1:41.924	39.494	33.893	28.537	215.5	13:58.285	8	1	1:42.447	39.830	34.054	28.563	228.3	14:07.635
9	1	1:42.136	39.502	34.124	28.510	222.2	15:40.421	9	1	1:42.631	39.667	34.337	28.627	224.0	15:50.266
10	1	1:42.671	39.655	34.080	28.936	213.4	17:23.092	10	1	1:42.956	39.792	34.229	28.935	226.8	17:33.222
11	1	1:42.189	39.741	33.848	28.600	216.4	19:05.281	11	1	1:43.266	39.962	34.425	28.879	223.6	19:16.488
12	1	1:42.559	39.741	34.063	28.755	215.1	20:47.840	12	1	1:48.879 P	40.147	34.419	34.313	217.7	21:05.367
13	1	1:42.704	39.715	34.154	28.835	218.1	22:30.544	13	2	3:04.699	2:01.713	34.040	28.946	108.6	24:10.066
14	1	1:43.180	40.021	34.261	28.898	211.7	24:13.724	14	2	1:42.712	39.775	33.914	29.023	225.4	25:52.778
15	1	1:49.704 P	40.164	34.268	35.272	210.9	26:03.428	15	2	1:43.770	40.200	33.832	29.738	226.4	27:36.548
16	2	3:05.827	2:01.294	35.092	29.441	106.2	29:09.255	16	2	1:44.109	40.344	34.372	29.393	223.6	29:20.657
17	2	1:44.480	40.409	34.638	29.433	226.4	30:53.735	17	2	1:44.074	40.409	34.311	29.354	225.4	31:04.731
18	2	1:44.905	40.733	34.760	29.412	228.3	32:38.640	18	2	1:44.765	40.759	34.506	29.500	222.6	32:49.496
19	2	1:46.971	42.218	34.920	29.833	231.2	34:25.611	19	2	1:45.584	41.401	34.734	29.449	227.3	34:35.080
20	2	1:46.386	41.460	34.975	29.951	219.9	36:11.997	20	2	1:44.765	40.674	34.467	29.624	226.4	36:19.845
21	2	1:46.742	41.393	34.752	30.597	216.8	37:58.739	21	2	1:45.996	40.915	34.723	30.358	226.8	38:05.841
22	2	1:48.977	41.722	35.213	32.042	210.5	39:47.716	22	2	1:47.148	41.564	35.156	30.428	225.0	39:52.989
23	2	1:48.494	42.734	35.396	30.364	204.1	41:36.210	23	2	1:49.346	42.965	35.582	30.799	216.8	41:42.335
24	2	1:49.306	42.434	35.830	31.042	206.5	43:25.516	24	2	1:50.145	42.916	36.207	31.022	213.8	43:32.480
25	2	1:57.910	43.015	38.625	36.270	206.1	45:23.426	25	2	1:51.496	43.255	36.753	31.488	196.0	45:23.976
26	2	2:02.249	46.014	39.999	36.236	206.8	47:25.675	26	2	1:53.831	44.250	37.383	32.198	204.1	47:17.807
27	2	2:47.831	52.325	58.609	56.897	170.3	50:13.506	27	2	1:57.922	44.516	39.303	34.103	197.8	49:15.729
								28	2	2:03.980	46.944	40.388	36.648	182.1	51:19.709



Circuito del Jarama
Campeonato de España de Resistencia y de GT
Carrera 2 Clase 1-GT
Tiempos Por Vuelta



13							15								
1 Amalia Vinyes Dabad							1 Alba Cano Ramirez								
CUPRA TCR DSG							CUPRA TCR DSG								
TCR							TCR								
2 Baporo Motorsport							2 Monlau Competición								
Vta	D	Tiempo	Sector 1	Sector 2	Sector 3	V. Max	Transcurrid	Vta	D	Tiempo	Sector 1	Sector 2	Sector 3	V. Max	Transcurrid
1		2:09.590	1:06.734	34.130	28.726	200.0	2:09.590	1		2:14.356	1:10.046	35.208	29.102	196.0	2:14.356
2		1:42.472	40.248	33.734	28.490	216.4	3:52.062	2		1:42.845	39.599	34.443	28.803	227.3	3:57.201
3		1:41.683	39.235	33.889	28.559	225.0	5:33.745	3		1:42.403	39.309	34.418	28.676	226.4	5:39.604
4		1:43.161	39.579	33.978	29.604	223.1	7:16.906	4		1:41.696	39.272	34.009	28.415	226.8	7:21.300
5		1:44.387	40.460	34.557	29.370	223.1	9:01.293	5		1:43.228	39.406	35.250	28.572	226.4	9:04.528
6		1:42.445	40.080	33.784	28.581	217.3	10:43.738	6		1:43.675	39.599	34.514	29.562	217.7	10:48.203
7		1:42.000	39.291	33.914	28.795	227.8	12:25.738	7		1:45.694	41.678	34.962	29.054	201.8	12:33.897
8		1:42.657	39.579	34.177	28.901	228.3	14:08.395	8		1:42.467	39.412	34.327	28.728	223.1	14:16.364
9		1:42.413	39.552	33.987	28.874	223.1	15:50.808	9		1:41.722	39.019	34.019	28.684	224.0	15:58.086
10		1:42.903	39.509	34.339	29.055	225.0	17:33.711	10		1:42.543	39.547	34.158	28.838	220.4	17:40.629
11		1:43.242	39.736	34.403	29.103	223.6	19:16.953	11		1:42.898	39.927	34.134	28.837	210.1	19:23.527
12		1:49.687 P	39.893	34.625	35.169	224.5	21:06.640	12		1:43.101	39.592	34.162	29.347	222.2	21:06.628
13		2:59.316	1:56.001	34.238	29.077	115.1	24:05.956	13		1:43.292	40.012	34.300	28.980	216.0	22:49.920
14		1:43.085	39.893	34.159	29.033	226.4	25:49.041	14		1:45.190	40.019	35.994	29.177	219.5	24:35.110
15		1:43.911	40.012	34.609	29.290	225.0	27:32.952	15		1:49.631 P	40.068	34.653	34.910	209.3	26:24.741
16		1:43.985	40.285	34.388	29.312	219.0	29:16.937	16		3:35.799	2:31.885	34.726	29.188	96.0	30:00.540
17		1:44.085	40.308	34.460	29.317	226.4	31:01.022	17		1:45.969	40.183	35.089	30.697	216.8	31:46.509
18		1:44.717	40.502	34.570	29.645	225.0	32:45.739	18		1:46.677	42.137	34.729	29.811	215.5	33:33.186
19		1:45.152	40.727	34.708	29.717	223.6	34:30.891	19		1:42.715	39.716	34.111	28.888	222.6	35:15.901
20		1:46.935	40.901	35.912	30.122	225.4	36:17.826	20		1:46.188	40.066	35.386	30.736	223.6	37:02.089
21		1:45.937	41.226	34.721	29.990	223.6	38:03.763	21		1:44.971	40.558	34.731	29.682	207.2	38:47.060
22		1:47.475	41.754	35.223	30.498	218.6	39:51.238	22		1:44.427	40.228	34.752	29.447	224.5	40:31.487
23		1:49.209	41.855	36.546	30.808	222.2	41:40.447	23		1:43.164	39.810	34.350	29.004	225.0	42:14.651
24		1:51.662	42.652	36.965	32.045	223.6	43:32.109	24		1:43.716	39.778	34.568	29.370	221.3	43:58.367
25		2:07.660 P	44.553	38.186	44.921	210.9	45:39.769	25		1:44.038	39.974	34.942	29.122	225.4	45:42.405
26		2:59.504	1:52.638	36.367	30.499	107.1	48:39.273	26		1:44.848	40.093	35.592	29.163	222.2	47:27.253
27		1:44.954	40.319	34.640	29.995	215.1	50:24.227	27		1:44.442	40.347	34.610	29.485	213.4	49:11.695
								28		1:44.096	39.795	34.425	29.876	225.9	50:55.791



Circuito del Jarama
Campeonato de España de Resistencia y de GT
Carrera 2 Clase 1-GT
Tiempos Por Vuelta



16

1 Evgeni Leonov

CUPRA TCR DSG

17

1 Raul Martínez Bedmar

CUPRA TCR

TCR

2 Mikel Azcona Troyas

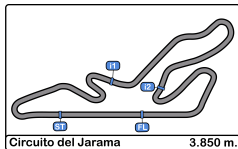
Tecnicals Racing Team

TCR

2 Ruben Martinez Bedmar

RC2 Junior Team

Vta	D	Tiempo	Sector 1	Sector 2	Sector 3	V. Max	Transcurrid	Vta	D	Tiempo	Sector 1	Sector 2	Sector 3	V. Max	Transcurrid
1	1	2:10.170	1:07.850	33.715	28.605	196.7	2:10.170	1	1	2:13.671	1:09.646	35.056	28.969	183.9	2:13.671
2	1	1:40.921	39.131	33.451	28.339	229.2	3:51.091	2	1	1:42.102	39.608	33.987	28.507	221.7	3:55.773
3	1	1:42.346	39.759	33.717	28.870	229.7	5:33.437	3	1	1:41.853	39.405	33.853	28.595	214.2	5:37.626
4	1	1:42.028	39.604	33.509	28.915	230.7	7:15.465	4	1	1:41.782	39.287	33.920	28.575	213.8	7:19.408
5	1	1:45.292	40.294	35.440	29.558	227.3	9:00.757	5	1	1:43.047	40.134	34.427	28.486	211.7	9:02.455
6	1	1:41.542	39.329	33.850	28.363	230.2	10:42.299	6	1	1:45.458	41.041	34.739	29.678	204.5	10:47.913
7	1	1:42.119	39.079	34.325	28.715	229.2	12:24.418	7	1	1:42.010	39.585	33.729	28.696	222.2	12:29.923
8	1	1:42.648	40.193	33.903	28.552	228.3	14:07.066	8	1	1:42.423	39.389	34.114	28.920	211.7	14:12.346
9	1	1:42.234	39.995	33.737	28.502	227.8	15:49.300	9	1	1:43.377	40.448	33.941	28.988	216.8	15:55.723
10	1	1:41.919	39.410	33.763	28.746	229.7	17:31.219	10	1	1:43.601	40.631	33.741	29.229	204.5	17:39.324
11	1	1:42.110	39.930	33.596	28.584	227.3	19:13.329	11	1	1:43.006	40.488	33.812	28.706	210.1	19:22.330
12	1	1:48.061 P	39.388	33.978	34.695	228.8	21:01.390	12	1	1:50.255 P	39.895	33.942	36.418	216.8	21:12.585
13	2	3:00.569	1:59.371	33.045	28.153	115.7	24:01.959	13	2	3:31.397	2:26.676	35.086	29.635	111.3	24:43.982
14	2	1:40.099	38.821	33.117	28.161	229.2	25:42.058	14	2	1:44.250	40.067	34.506	29.677	219.9	26:28.232
15	2	1:40.214	38.854	33.073	28.287	229.7	27:22.272	15	2	1:47.374	41.470	35.045	30.859	214.7	28:15.606
16	2	1:40.412	38.828	33.211	28.373	228.8	29:02.684	16	2	1:44.459	40.515	34.649	29.295	209.3	30:00.065
17	2	1:41.093	39.022	33.490	28.581	230.2	30:43.777	17	2	1:44.421	40.069	35.129	29.223	219.0	31:44.486
18	2	1:40.980	39.075	33.342	28.563	225.4	32:24.757	18	2	1:44.019	40.035	34.652	29.332	213.8	33:28.505
19	2	1:43.413	39.568	34.381	29.464	230.7	34:08.170	19	2	1:45.514	40.490	34.907	30.117	206.5	35:14.019
20	2	1:42.525	39.760	33.879	28.886	216.4	35:50.695	20	2	1:47.447	41.194	35.881	30.372	209.7	37:01.466
21	2	1:42.666	39.751	33.820	29.095	217.7	37:33.361	21	2	1:45.432	40.577	34.991	29.864	218.1	38:46.898
22	2	1:42.870	39.907	33.913	29.050	216.4	39:16.231	22	2	1:45.448	40.938	34.835	29.675	218.1	40:32.346
23	2	1:42.627	39.768	33.794	29.065	221.3	40:58.858	23	2	1:43.150	39.895	34.209	29.046	222.6	42:15.496
24	2	1:43.582	40.036	33.967	29.579	217.7	42:42.440	24	2	1:43.600	40.020	34.273	29.307	216.8	43:59.096
25	2	1:43.978	40.413	34.151	29.414	213.8	44:26.418	25	2	1:43.919	40.424	34.397	29.098	212.1	45:43.015
26	2	1:45.215	40.741	34.879	29.595	207.6	46:11.633	26	2	1:45.109	40.460	35.166	29.483	220.4	47:28.124
27	2	1:45.444	40.503	34.970	29.971	217.7	47:57.077	27	2	1:45.211	40.406	35.026	29.779	211.3	49:13.335
28	2	1:45.543	40.558	35.255	29.730	216.8	49:42.620	28	2	1:46.155	40.960	35.099	30.096	210.1	50:59.490
29	2	1:45.726	40.801	34.810	30.115	214.7	51:28.346								



Circuito del Jarama
Campeonato de España de Resistencia y de GT
Carrera 2 Clase 1-GT
Tiempos Por Vuelta



23

1 Didac Ros Fernandez CUPRA TCR DSG

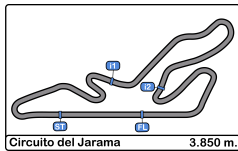
35

1 Eduardo Lázaro Bercedo Seat Leon Supercopa MK2

TCR 2 José Luís García Molina RC2 Junior Team D2 2 RC2 Junior Team

Vta	D	Tiempo	Sector 1	Sector 2	Sector 3	V. Max	Transcurrid	Vta	D	Tiempo	Sector 1	Sector 2	Sector 3	V. Max	Transcurrid
1	2	2:15.416	1:10.397	35.612	29.407	186.2	2:15.416	1	2:24.357	1:13.364	38.715	32.278	175.8	2:24.357	
2	2	1:42.958	39.425	34.581	28.952	223.6	3:58.374	2	1:51.436	42.588	37.441	31.407	195.6	4:15.793	
3	2	1:43.949	39.794	35.228	28.927	206.5	5:42.323	3	1:51.034	42.594	37.463	30.977	200.7	6:06.827	
4	2	1:44.012	40.391	34.711	28.910	198.5	7:26.335	4	1:50.216	42.513	37.079	30.624	196.7	7:57.043	
5	2	1:43.818	40.415	34.643	28.760	193.5	9:10.153	5	1:49.016	41.858	36.676	30.482	203.0	9:46.059	
6	2	1:43.067	39.813	34.321	28.933	204.1	10:53.220	6	1:48.737	41.676	36.658	30.403	204.1	11:34.796	
7	2	1:43.928	40.120	35.024	28.784	208.8	12:37.148	7	1:49.156	41.821	36.788	30.547	206.8	13:23.952	
8	2	1:43.847	39.893	35.122	28.832	205.3	14:20.995	8	1:49.030	41.683	36.672	30.675	200.0	15:12.982	
9	2	1:43.079	39.782	34.332	28.965	206.1	16:04.074	9	1:49.951	41.718	37.561	30.672	205.3	17:02.933	
10	2	1:43.799	40.155	34.698	28.946	203.0	17:47.873	10	1:49.320	42.078	36.756	30.486	205.7	18:52.253	
11	2	1:43.319	40.000	34.464	28.855	208.0	19:31.192	11	1:49.041	41.714	36.635	30.692	204.5	20:41.294	
12	2	1:44.487	40.085	34.893	29.509	198.8	21:15.679	12	1:49.202	41.990	36.531	30.681	200.0	22:30.496	
13	2	1:51.812 P	39.993	35.006	36.813	204.5	23:07.491	13	1:51.697	43.209	37.977	30.511	199.6	24:22.193	
14	1	3:11.076	2:06.933	34.799	29.344	96.2	26:18.567	14	1:55.459 P	41.813	36.566	37.080	205.3	26:17.652	
15	1	1:43.649	39.990	34.584	29.075	222.6	28:02.216	15	3:14.463	2:06.026	36.997	31.440	103.7	29:32.115	
16	1	1:43.304	39.846	34.451	29.007	223.1	29:45.520	16	1:53.308	43.777	38.300	31.231	200.0	31:25.423	
17	1	1:43.450	40.009	34.424	29.017	225.0	31:28.970	17	1:52.025	43.194	37.939	30.892	201.8	33:17.448	
18	1	1:45.090	40.220	35.515	29.355	213.8	33:14.060	18	1:51.738	42.855	37.069	31.814	203.7	35:09.186	
19	1	1:43.796	39.921	34.841	29.034	221.3	34:57.856	19	1:53.768	42.786	38.428	32.554	204.1	37:02.954	
20	1	1:43.380	39.897	34.506	28.977	227.8	36:41.236	20	1:50.300	41.763	37.095	31.442	206.5	38:53.254	
21	1	1:43.620	40.143	34.377	29.100	219.5	38:24.856	21	1:51.432	42.310	37.284	31.838	203.3	40:44.686	
22	1	1:43.955	40.289	34.407	29.259	221.3	40:08.811	22	1:50.247	42.326	36.874	31.047	204.5	42:34.933	
23	1	1:44.330	40.319	34.734	29.277	224.5	41:53.141	23	1:51.070	42.304	37.847	30.919	201.4	44:26.003	
24	1	1:44.755	40.422	34.680	29.653	220.4	43:37.896	24	1:51.256	43.016	37.179	31.061	206.8	46:17.259	
25	1	1:46.325	41.177	35.129	30.019	227.8	45:24.221	25	1:51.427	42.844	37.865	30.718	207.2	48:08.686	
26	1	1:49.294	41.768	36.139	31.387	208.4	47:13.515	26	1:50.436	42.839	36.589	31.008	195.6	49:59.122	
27	1	1:51.034	44.932	35.786	30.316	176.4	49:04.549								
28	1	1:48.679	41.691	35.734	31.254	211.3	50:53.228								





Circuito del Jarama
Campeonato de España de Resistencia y de GT
Carrera 2 Clase 1-GT
Tiempos Por Vuelta



36

1 Guillermo Aso Arjol CUPRA TCR DSG
 2 Álvaro Fontes Blanco Pcr Sport

64

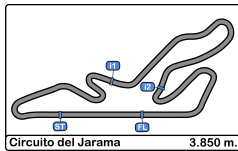
1 Pierre Arraou Peugeot 308 Racing Cup.
 2 Samuel Pineda Sanchez Chefo Abella

Vta	D	Tiempo	Sector 1	Sector 2	Sector 3	V. Max	Transcurrid	Vta	D	Tiempo	Sector 1	Sector 2	Sector 3	V. Max	Transcurrid
1	2	2:11.343	1:08.587	34.089	28.667	202.6	2:11.343	1	2	2:19.022	1:11.011	36.611	31.400	185.8	2:19.022
2	2	1:42.025	39.335	33.774	28.916	224.0	3:53.368	2	2	1:49.585	42.105	37.177	30.303	189.4	4:08.607
3	2	1:41.423	39.153	33.600	28.670	225.0	5:34.791	3	2	1:47.388	41.394	35.813	30.181	197.0	5:55.995
4	2	1:42.259	39.094	33.841	29.324	226.4	7:17.050	4	2	1:46.856	41.104	36.040	29.712	200.7	7:42.851
5	2	1:44.451	40.916	34.317	29.218	222.2	9:01.501	5	2	1:47.045	41.232	35.906	29.907	201.1	9:29.896
6	2	1:43.159	40.420	34.086	28.653	211.3	10:44.660	6	2	1:46.744	41.236	35.756	29.752	193.5	11:16.640
7	2	1:41.876	39.268	33.890	28.718	223.6	12:26.536	7	2	1:46.845	41.030	35.619	30.196	192.5	13:03.485
8	2	1:42.330	39.509	34.015	28.806	220.4	14:08.866	8	2	1:46.289	40.887	35.872	29.530	197.8	14:49.774
9	2	1:42.617	39.770	34.038	28.809	213.8	15:51.483	9	2	1:47.832	41.059	36.648	30.125	185.8	16:37.606
10	2	1:42.652	39.702	33.950	29.000	219.0	17:34.135	10	2	1:46.772	41.001	35.791	29.980	200.0	18:24.378
11	2	1:43.208	40.086	34.150	28.972	207.2	19:17.343	11	2	1:46.385	40.849	35.823	29.713	199.6	20:10.763
12	2	1:43.765	39.975	34.499	29.291	216.8	21:01.108	12	2	1:46.936	41.081	36.052	29.803	196.7	21:57.699
13	2	1:44.247	40.633	34.381	29.233	218.6	22:45.355	13	2	1:53.983 P	41.551	35.884	36.548	185.5	23:51.682
14	2	1:49.005 P	40.226	34.146	34.633	216.4	24:34.360	14	1	3:44.977	2:31.778	40.499	32.700	107.7	27:36.659
15	1	3:13.772	2:09.183	35.102	29.487	112.5	27:48.132	15	1	1:55.188	43.569	39.842	31.777	191.8	29:31.847
16	1	1:44.213	40.370	34.594	29.249	222.6	29:32.345	16	1	1:53.223	43.379	38.563	31.281	182.1	31:25.070
17	1	1:44.540	40.655	34.709	29.176	223.1	31:16.885	17	1	1:52.099	43.166	37.990	30.943	204.9	33:17.169
18	1	1:45.790	40.638	35.002	30.150	218.6	33:02.675	18	1	1:51.740	42.575	37.317	31.848	203.7	35:08.909
19	1	1:44.717	40.764	34.661	29.292	220.8	34:47.392	19	1	1:52.331	42.623	38.233	31.475	198.1	37:01.240
20	1	1:44.247	40.362	34.452	29.433	228.8	36:31.639	20	1	1:51.635	42.967	37.474	31.194	192.1	38:52.875
21	1	1:45.366	40.927	34.809	29.630	214.2	38:17.005	21	1	1:50.371	42.367	37.190	30.814	200.7	40:43.246
22	1	1:45.474	40.489	34.928	30.057	220.4	40:02.479	22	1	1:51.435	42.993	37.415	31.027	194.2	42:34.681
23	1	1:46.838	41.412	35.189	30.237	210.5	41:49.317	23	1	1:51.015	42.339	37.692	30.984	200.3	44:25.696
24	1	1:48.108	41.910	35.821	30.377	218.1	43:37.425	24	1	1:51.259	43.001	37.330	30.928	201.4	46:16.955
25	1	1:49.259	42.107	35.927	31.225	225.4	45:26.684	25	1	1:51.499	42.822	37.525	31.152	201.8	48:08.454
26	1	1:50.485	42.226	36.989	31.270	216.8	47:17.169	26	1	1:50.461	42.323	37.052	31.086	187.8	49:58.915
27	1	1:48.239	41.961	35.623	30.655	225.4	49:05.408								
28	1	1:50.560	42.252	35.953	32.355	202.6	50:55.968								

66

1 Julio Carayol Casas CUPRA TCR
 2 Julio Carayol Casas

Vta	D	Tiempo	Sector 1	Sector 2	Sector 3	V. Max	Transcurrid
1		2:19.742	1:12.096	37.045	30.601	182.4	2:19.742
2		1:47.641	41.066	36.311	30.264	216.4	4:07.383
3		1:47.867	40.920	35.874	31.073	228.3	5:55.250
4		1:46.896	40.791	35.972	30.133	228.3	7:42.146
5		1:47.405	41.591	35.582	30.232	229.2	9:29.551
6		1:48.267	41.208	36.673	30.386	216.0	11:17.818
7		1:47.841	41.462	36.068	30.311	213.4	13:05.659
8		1:47.475	40.734	35.489	31.252	225.0	14:53.134
9		1:47.302	41.676	35.401	30.225	225.0	16:40.436
10		1:48.781	41.242	36.431	31.108	222.2	18:29.217
11		2:04.072 P	43.844	40.491	39.737	182.4	20:33.289
12		5:31.883	4:21.310	38.993	31.580	102.1	26:05.172
13		1:49.580	42.277	36.790	30.513	206.8	27:54.752
14		2:00.002 P	42.352	38.116	39.534	206.1	29:54.754
15		3:07.860	1:59.044	37.544	31.272	99.3	33:02.614
16		2:22.994 P	43.266	46.874	52.854	191.8	35:25.608

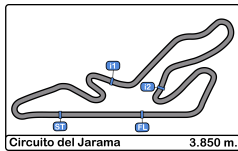


Circuito del Jarama
Campeonato de España de Resistencia y de GT
Carrera 2 Clase 1-GT
Tiempos Por Vuelta



71							77								
1 Luis F. Pérez Espallargas			Peugeot 308 Racing Cup.				1 Alberto Vescovi			CUPRA TCR					
D2 2 Nicolas Abella			Chefo Sport				TCR			2 Roberto Ferri					
Baporo Motorsport															
Vta	D	Tiempo	Sector 1	Sector 2	Sector 3	V. Max	Transcurrid	Vta	D	Tiempo	Sector 1	Sector 2	Sector 3	V. Max	Transcurrid
1	1	2:23.314	1:13.543	38.782	30.989	170.6	2:23.314	1	2	2:19.937	1:12.083	37.305	30.549	178.5	2:19.937
2	1	1:49.464	43.128	36.026	30.310	199.2	4:12.778	2	2	1:47.825	41.333	36.125	30.367	203.0	4:07.762
3	1	1:47.593	41.554	35.786	30.253	213.8	6:00.371	3	2	1:46.566	40.696	35.939	29.931	226.4	5:54.328
4	1	1:46.969	41.156	35.637	30.176	216.0	7:47.340	4	2	1:43.448	39.956	34.398	29.094	223.6	7:37.776
5	1	1:46.742	41.421	35.334	29.987	220.4	9:34.082	5	2	1:44.253	39.889	34.291	30.073	223.6	9:22.029
6	1	1:46.150	40.963	35.155	30.032	219.0	11:20.232	6	2	1:44.481	40.340	34.683	29.458	216.8	11:06.510
7	1	1:47.136	41.233	35.886	30.017	217.7	13:07.368	7	2	1:45.156	40.945	34.931	29.280	195.6	12:51.666
8	1	1:47.250	41.232	35.990	30.028	222.6	14:54.618	8	2	1:44.115	40.082	34.722	29.311	218.6	14:35.781
9	1	1:47.179	41.526	35.522	30.131	215.1	16:41.797	9	2	1:44.777	40.083	35.243	29.451	220.4	16:20.558
10	1	1:47.637	40.962	35.950	30.725	219.9	18:29.434	10	2	1:43.723	39.971	34.368	29.384	219.0	18:04.281
11	1	1:47.460	41.461	35.797	30.202	216.4	20:16.894	11	2	1:47.438	41.120	36.447	29.871	195.6	19:51.719
12	1	1:47.331	41.625	35.582	30.124	215.1	22:04.225	12	2	1:45.065	40.624	34.995	29.446	211.7	21:36.784
13	1	1:48.986	41.633	37.311	30.042	218.6	23:53.211	13	2	1:57.104 P	40.453	34.733	41.918	219.0	23:33.888
14	1	1:48.179	41.869	35.931	30.379	217.7	25:41.390	14	1	3:12.216	2:03.921	37.024	31.271	98.0	26:46.104
15	1	1:50.344	42.873	36.772	30.699	163.6	27:31.734	15	1	1:46.693	41.270	35.220	30.203	204.5	28:32.797
16	1	1:59.588 P	43.263	37.435	38.890	208.8	29:31.322	16	1	1:44.222	40.239	34.556	29.427	225.0	30:17.019
17	2	3:34.602	2:24.558	38.831	31.213	112.7	33:05.924	17	1	1:45.176	40.494	34.697	29.985	215.5	32:02.195
18	2	1:49.482	42.009	36.723	30.750	213.0	34:55.406	18	1	1:44.084	40.178	34.557	29.349	222.2	33:46.279
19	2	1:48.516	41.998	36.420	30.098	211.7	36:43.922	19	1	1:43.936	40.067	34.445	29.424	227.3	35:30.215
20	2		44.218			211.7		20	1	1:43.791	40.095	34.380	29.316	224.0	37:14.006
								21	1	1:43.079	39.759	34.189	29.131	225.0	38:57.085
								22	1	1:46.999	39.980	36.252	30.767	209.7	40:44.084
								23	1	1:44.625	40.501	34.586	29.538	210.1	42:28.709
								24	1	1:44.152	40.314	34.445	29.393	219.9	44:12.861
								25	1	1:44.599	40.282	34.477	29.840	219.9	45:57.460
								26	1	1:46.116	41.366	35.163	29.587	218.6	47:43.576
								27	1	1:46.164	40.636	35.535	29.993	220.4	49:29.740
								28	1	1:45.386	40.549	34.690	30.147	221.3	51:15.126

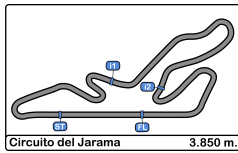
72							
1 Alexander Villanueva Ruiz			CUPRA TCR DSG				
TCR 2 Alexander Villanueva Brox			Alexander Villanueva Ruiz				
Vta	D	Tiempo	Sector 1	Sector 2	Sector 3	V. Max	Transcurrid
1	1	2:18.261	1:11.736	36.009	30.516	183.3	2:18.261
2	1	1:44.921	40.377	35.129	29.415	211.7	4:03.182
3	1	1:43.224	39.783	34.758	28.683	219.5	5:46.406
4	1	1:42.082	39.395	33.956	28.731	224.5	7:28.488
5	1	1:59.955 P	39.644	38.469	41.842	214.7	9:28.443
6	1	5:21.789 P	3:38.561	54.790	48.438	80.0	14:50.232
7	1	11:31.260 P	10:21.906	35.228	34.126	110.8	26:21.492
8	2	3:21.294	2:16.145	35.764	29.385	103.8	29:42.786
9	2	1:44.081	40.718	34.583	28.780	207.2	31:26.867
10	2	1:43.316	40.707	33.994	28.615	212.5	33:10.183
11	2	1:43.807	39.549	35.230	29.028	220.8	34:53.990
12	2	1:43.121	40.171	33.961	28.989	213.8	36:37.111
13	2	1:42.227	39.713	33.888	28.626	222.2	38:19.338
14	2	1:42.399	39.300	34.223	28.876	222.2	40:01.737
15	2	1:41.977	39.510	33.767	28.700	225.4	41:43.714
16	2	1:44.010	39.787	35.422	28.801	225.9	43:27.724
17	2	1:44.714	40.724	34.497	29.493	215.5	45:12.438
18	2	1:42.487	39.730	33.836	28.921	226.4	46:54.925
19	2	1:43.696	39.578	34.627	29.491	227.3	48:38.621
20	2	1:44.151	39.725	34.977	29.449	224.5	50:22.772



Circuito del Jarama
Campeonato de España de Resistencia y de GT
Carrera 2 Clase 1-GT
Tiempos Por Vuelta



102							108								
1 David Serban							1 Kosta Kanaroglou								
Audi R8 GT4							Mosler MT900								
C3							E2P Esc. Española Pilotos								
2							2								
Willi Motorsport							C1								
Vta	D	Tiempo	Sector 1	Sector 2	Sector 3	V. Max	Transcurrid	Vta	D	Tiempo	Sector 1	Sector 2	Sector 3	V. Max	Transcurrid
1		1:49.846	46.312	34.335	29.199	204.1	1:49.846	1		1:45.777	44.783	33.299	27.695	208.8	1:45.777
2		1:42.624	39.696	34.202	28.726	239.4	3:32.470	2		1:39.451	38.574	33.228	27.649	235.2	3:25.228
3		1:42.579	39.528	34.042	29.009	237.3	5:15.049	3		1:47.434	39.037	33.235	35.162	241.0	5:12.662
4		1:42.325	39.429	34.243	28.653	236.3	6:57.374	4		1:36.578	37.541	31.903	27.134	236.3	6:49.240
5		1:42.189	39.491	34.002	28.696	239.4	8:39.563	5		1:35.757	37.335	31.491	26.931	239.4	8:24.997
6		1:42.344	39.903	33.972	28.469	226.4	10:21.907	6		1:36.247	37.200	31.726	27.321	241.0	10:01.244
7		1:42.636	39.429	34.211	28.996	238.9	12:04.543	7		1:36.408	37.770	31.582	27.056	239.4	11:37.652
8		1:41.844	39.412	33.805	28.627	233.7	13:46.387	8		1:36.678	38.021	31.424	27.233	240.5	13:14.330
9		1:42.277	39.511	34.005	28.761	234.2	15:28.664	9		1:36.542	37.192	31.829	27.521	242.1	14:50.872
10		1:42.180	39.500	33.794	28.886	232.2	17:10.844	10		1:37.207	37.668	32.211	27.328	243.2	16:28.079
11		1:41.996	39.613	33.540	28.843	233.2	18:52.840	11		1:36.597	37.418	31.776	27.403	240.5	18:04.676
12		1:47.281 P	39.356	33.619	34.306	231.2	20:40.121	12		1:41.531	37.746	35.489	28.296	242.1	19:46.207
13		3:36.891	2:33.821	34.232	28.838	107.5	24:17.012	13		1:43.585 P	38.117	31.907	33.561	226.8	21:29.792
14		1:43.069	39.254	34.967	28.848	238.4	26:00.081	14		3:28.398	2:29.319	31.906	27.173	119.4	24:58.190
15		1:42.006	39.414	34.010	28.582	236.3	27:42.087	15		1:38.785	38.038	33.690	27.057	238.9	26:36.975
16		1:42.159	39.256	34.122	28.781	234.7	29:24.246	16		1:36.088	37.203	31.342	27.543	241.6	28:13.063
17		1:43.363	40.352	34.017	28.994	233.2	31:07.609	17		1:40.053	37.347	35.686	27.020	241.0	29:53.116
18		1:42.283	39.494	33.999	28.790	238.9	32:49.892	18		1:42.463 P	37.363	32.048	33.052	241.0	31:35.579
19		1:42.890	40.238	34.134	28.518	228.8	34:32.782	19		1:56.406	57.099	31.777	27.530	123.8	33:31.985
20		1:43.009	39.243	35.185	28.581	239.4	36:15.791	20		1:42.134	38.424	34.574	29.136	244.8	35:14.119
21		1:42.074	39.133	33.813	29.128	240.5	37:57.865	21		1:40.417	38.360	35.070	26.987	236.8	36:54.536
22		1:42.009	39.685	33.744	28.580	237.3	39:39.874	22		1:38.705	39.257	32.177	27.271	242.6	38:33.241
23		1:41.784	39.523	33.443	28.818	232.7	41:21.658	23		1:36.166	37.479	31.510	27.177	240.5	40:09.407
24		1:41.632	39.520	33.644	28.468	237.8	43:03.290	24		1:37.224	37.636	32.147	27.441	240.0	41:46.631
25		1:42.208	40.298	33.493	28.417	240.0	44:45.498	25		1:41.142	40.132	33.453	27.557	243.2	43:27.773
26		1:41.713	39.273	33.581	28.859	240.5	46:27.211	26		1:37.825	37.620	32.898	27.307	243.2	45:05.598
27		1:41.930	39.661	33.679	28.590	232.7	48:09.141	27		1:35.488	37.273	31.229	26.986	241.6	46:41.086
28		1:42.239	39.763	33.785	28.691	230.2	49:51.380	28		1:35.296	37.207	31.144	26.945	242.1	48:16.382
								29		1:37.725	37.729	32.215	27.781	242.1	49:54.107

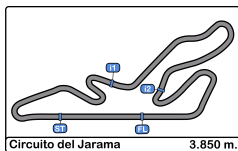


Circuito del Jarama
Campeonato de España de Resistencia y de GT
Carrera 2 Clase 1-GT
Tiempos Por Vuelta



110							115							
C2							C1							
Vta	D	Tiempo	Sector 1	Sector 2	Sector 3	V. Max	Vta	D	Tiempo	Sector 1	Sector 2	Sector 3	V. Max	Transcurrid
1	2	1:53.757	47.736	35.724	30.297	199.6	1	1	1:45.563	44.155	33.519	27.889	205.7	1:45.563
2	2	1:47.219	41.449	35.662	30.108	207.2	2	1	1:39.447	38.535	33.161	27.751	230.7	3:25.010
3	2	1:46.567	40.528	36.065	29.974	220.8	3	1	1:55.165	39.037	33.248	42.880	239.4	5:20.175
4	2	1:49.501	42.769	35.534	31.198	208.4	4	1	1:39.810	39.331	33.027	27.452	193.8	6:59.985
5	2	1:49.590	42.234	37.643	29.713	205.7	5	1	1:39.818	38.744	33.122	27.952	222.2	8:39.803
6	2	1:46.033	41.575	34.829	29.629	209.3	6	1	1:38.815	38.534	32.821	27.460	232.7	10:18.618
7	2	1:47.969	42.126	35.711	30.132	200.0	7	1	1:39.120	38.343	32.774	28.003	235.2	11:57.738
8	2	1:46.758	41.448	35.617	29.693	207.2	8	1	1:40.004	38.844	33.228	27.932	236.8	13:37.742
9	2	1:46.101	41.391	35.084	29.626	214.7	9	1	1:39.578	38.651	32.935	27.992	229.2	15:17.320
10	2	1:46.647	40.866	35.260	30.521	212.5	10	1	1:39.650	38.638	33.099	27.913	232.7	16:56.970
11	2	1:47.814	41.160	37.165	29.489	220.8	11	1	1:40.136	39.115	32.901	28.120	227.3	18:37.106
12	2	1:46.048	40.988	35.395	29.665	219.5	12	1	1:47.302 P	39.612	33.767	33.923	219.9	20:24.408
13	2	1:58.264 P	40.899	35.439	41.926	212.5	13	2	3:21.369	2:22.688	31.963	26.718	125.0	23:45.777
14	1	3:06.753	2:03.382	35.022	28.349	126.0	14	2	1:34.640	36.605	31.431	26.604	248.8	25:20.417
15	1	1:41.540	39.956	33.430	28.154	207.6	15	2	1:34.338	36.627	31.199	26.512	250.0	26:54.755
16	1	1:42.232	39.954	33.913	28.365	209.7	16	2	1:35.457	36.491	32.117	26.849	251.1	28:30.212
17	1	1:43.814	40.113	33.589	30.112	207.6	17	2	1:34.551	36.536	31.297	26.718	252.9	30:04.763
18	1	1:42.934	40.625	33.764	28.545	219.0	18	2	1:36.360	36.971	31.834	27.555	232.7	31:41.123
19	1	1:43.376	40.340	34.320	28.716	207.6	19	2	1:36.037	37.032	31.913	27.092	245.4	33:17.160
20	1	1:45.407	40.483	36.396	28.528	215.5	20	2	1:38.019	36.998	32.860	28.161	242.1	34:55.179
21	1	1:43.593	39.665	34.340	29.588	208.8	21	2	1:37.736	38.047	32.182	27.507	218.6	36:32.915
22	1	1:45.027	41.933	34.312	28.782	205.7	22	2	1:39.510	38.048	33.370	28.092	218.6	38:12.425
23	1	1:44.394	40.424	34.783	29.187	200.0	23	2	1:41.552	39.302	34.409	27.841	203.7	39:53.977
24	1	1:42.590	40.331	33.320	28.939	193.8	24	2	1:42.216	39.423	34.435	28.358	198.5	41:36.193
25	1	1:43.805	40.793	34.727	28.285	197.0	25	2	1:42.063	39.151	34.143	28.769	202.2	43:18.256
26	1	1:43.687	39.775	34.336	29.576	225.0	26	2	2:08.153 P	42.215	42.247	43.691	188.1	45:26.409
27	1	1:44.602	41.103	34.174	29.325	196.0								
28	1	1:45.694	41.763	35.137	28.794	198.8								

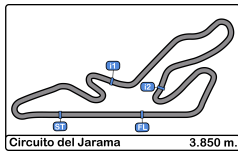




Circuito del Jarama
Campeonato de España de Resistencia y de GT
Carrera 2 Clase 1-GT
Tiempos Por Vuelta



126							134								
1 Albert Estragues Valencia							1 Emmanuel Righi								
C2							C3								
2 Ignacio Cabezas Ruiz							2 Philippe Bonnel								
Transsam Euro							Maserati Trofeo MC GT4								
NM Racing Team							Emmanuel Righi								
Vta	D	Tiempo	Sector 1	Sector 2	Sector 3	V. Max	Transcurrid	Vta	D	Tiempo	Sector 1	Sector 2	Sector 3	V. Max	Transcurrid
1	2	1:46.982	45.354	33.695	27.933	204.1	1:46.982	1	2	1:55.887	48.828	36.825	30.234	176.1	1:55.887
2	2	1:39.023	38.332	32.777	27.914	224.0	3:26.005	2	2	1:46.279	41.120	35.432	29.727	215.5	3:42.166
3	2	1:40.906	38.808	33.444	28.654	219.9	5:06.911	3	2	1:45.944	40.207	35.714	30.023	225.9	5:28.110
4	2	1:38.075	38.327	32.057	27.691	224.0	6:44.986	4	2	1:46.639	41.031	35.940	29.668	209.3	7:14.749
5	2	1:38.115	38.095	32.457	27.563	221.3	8:23.101	5	2	1:45.881	40.790	35.308	29.783	219.0	9:00.630
6	2	1:37.597	38.203	31.884	27.510	226.4	10:00.698	6	2	1:47.248	42.061	35.226	29.961	212.5	10:47.878
7	2	1:39.050	39.035	32.488	27.527	227.3	11:39.748	7	2	1:52.267	42.496	39.324	30.447	204.9	12:40.145
8	2	1:37.952	37.878	32.192	27.882	226.8	13:17.700	8	2	1:46.968	41.287	35.729	29.952	217.3	14:27.113
9	2	1:37.313	37.814	32.107	27.392	235.2	14:55.013	9	2	1:46.032	41.192	34.978	29.862	213.8	16:13.145
10	2	1:39.546	38.638	33.267	27.641	230.2	16:34.559	10	2	1:46.606	40.758	35.239	30.609	215.1	17:59.751
11	2	1:38.051	38.039	32.091	27.921	231.2	18:12.610	11	2	1:47.989	40.739	36.859	30.391	213.4	19:47.740
12	2	1:39.051	37.991	32.444	28.616	225.9	19:51.661	12	2	1:45.567	40.953	34.879	29.735	215.5	21:33.307
13	2	1:41.557	38.594	33.619	29.344	223.6	21:33.218	13	2	1:56.456 P	40.818	35.671	39.967	216.4	23:29.763
14	2	1:39.181	38.613	32.632	27.936	215.1	23:12.399	14	1	3:16.036	2:06.297	38.148	31.591	108.3	26:45.799
15	2	1:39.078	38.993	32.333	27.752	212.5	24:51.477	15	1	1:50.227	43.045	36.554	30.628	192.5	28:36.026
16	2	1:37.742	38.112	32.164	27.466	222.6	26:29.219	16	1	1:49.160	42.203	36.179	30.778	194.2	30:25.186
17	2	1:46.137 P	39.233	32.668	34.236	213.0	28:15.356	17	1	1:49.896	42.255	37.064	30.577	198.5	32:15.082
18	1	3:05.664	2:00.851	36.470	28.343	95.0	31:21.020	18	1	2:04.625 P	42.202	41.297	41.126	190.4	34:19.707
19	1	1:41.936	38.626	34.633	28.677	222.2	33:02.956	19	1	4:21.948	3:12.240	39.248	30.460	112.3	38:41.655
20	1	1:41.049	39.635	33.139	28.275	206.1	34:44.005	20	1	1:50.645	41.882	38.026	30.737	204.1	40:32.300
21	1	1:39.161	38.260	32.872	28.029	224.5	36:23.166	21	1	1:48.156	41.620	36.004	30.532	188.4	42:20.456
22	1	1:40.764	38.382	33.426	28.956	223.6	38:03.930	22	1	1:48.400	41.281	36.705	30.414	208.8	44:08.856
23	1	1:41.040	38.556	33.857	28.627	215.1	39:44.970	23	1	1:47.633	41.025	36.141	30.467	215.5	45:56.489
24	1	1:39.005	38.281	32.709	28.015	219.5	41:23.975	24	1	2:08.454	44.558	46.223	37.673	213.0	48:04.943
25	1	1:39.939	38.834	33.073	28.032	214.2	43:03.914	25	1	2:22.261	54.498	47.669	40.094	137.2	50:27.204
26	1	1:40.154	39.106	33.076	27.972	222.6	44:44.068								
27	1	1:39.641	38.637	32.937	28.067	218.6	46:23.709								
28	1	1:42.877	38.372	35.622	28.883	221.7	48:06.586								
29	1	1:40.564	38.750	33.231	28.583	214.2	49:47.150								



Circuito del Jarama
Campeonato de España de Resistencia y de GT
Carrera 2 Clase 1-GT
Tiempos Por Vuelta



178

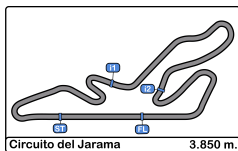
1 Luis López Anós
 Porsche 911 991 GT3 Cup
 C2 2 Alvaro Rodriguez Sastre
 R. A. C Circuito Guadalope

188

1 Maxime Guillemat
 Ginetta G55 GT4
 C3 2 Jesús A. De Martin Muñoz
 NM Racing Team

Vta	D	Tiempo	Sector 1	Sector 2	Sector 3	V. Max	Transcurrid	Vta	D	Tiempo	Sector 1	Sector 2	Sector 3	V. Max	Transcurrid
1	2	1:42.971	43.276	32.311	27.384	211.7	1:42.971	1	2	2:24.311	1:18.018	35.063	31.230	97.0	2:24.311
2	2	1:36.706	37.867	31.683	27.156	238.9	3:19.677	2	2	1:44.466	41.181	34.338	28.947	210.5	4:08.777
3	2	1:36.789	37.584	31.873	27.332	235.2	4:56.466	3	2	1:46.690	40.518	35.491	30.681	224.5	5:55.467
4	2	1:36.715	37.569	31.848	27.298	240.5	6:33.181	4	2	1:46.836	40.884	35.992	29.960	213.0	7:42.303
5	2	1:36.612	37.722	31.715	27.175	235.8	8:09.793	5	2	1:42.157	39.057	34.498	28.602	223.1	9:24.460
6	2	1:36.816	37.676	31.872	27.268	238.4	9:46.609	6	2	1:42.159	39.079	33.938	29.142	225.0	11:06.619
7	2	1:37.258	37.724	31.980	27.554	233.2	11:23.867	7	2	1:42.941	39.776	34.547	28.618	215.1	12:49.560
8	2	1:37.922	38.135	32.299	27.488	237.8	13:01.789	8	2	1:42.251	39.376	34.157	28.718	222.2	14:31.811
9	2	1:37.484	37.877	32.009	27.598	238.4	14:39.273	9	2	1:42.643	39.542	34.163	28.938	220.8	16:14.454
10	2	1:38.276	37.916	32.713	27.647	239.4	16:17.549	10	2	1:45.682	40.601	35.339	29.742	219.5	18:00.136
11	2	1:41.939	38.114	34.166	29.659	234.2	17:59.488	11	2	1:45.215	40.579	35.856	28.780	213.8	19:45.351
12	2	1:37.362	37.878	31.890	27.594	241.0	19:36.850	12	2	1:42.949	40.246	34.170	28.533	217.7	21:28.300
13	2	1:37.905	38.032	32.229	27.644	237.8	21:14.755	13	2	1:53.214 P	40.419	36.675	36.120	204.5	23:21.514
14	2	1:37.893	38.157	32.145	27.591	241.0	22:52.648	14	1	8:25.362	7:23.210	34.056	28.096	56.8	31:46.876
15	2	1:46.679 P	38.276	33.603	34.800	234.7	24:39.327	15	1	1:43.155	41.297	33.740	28.118	204.5	33:30.031
16	1	3:30.240	2:25.788	35.108	29.344	127.2	28:09.567	16	1	1:44.397	40.054	34.618	29.725	217.7	35:14.428
17	1	1:46.649	40.567	36.968	29.114	210.9	29:56.216	17	1	1:45.653	39.633	36.673	29.347	201.1	37:00.081
18	1	1:44.854	40.780	34.888	29.186	225.9	31:41.070	18	1	1:41.951	39.110	33.841	29.000	217.3	38:42.032
19	1	1:44.225	40.429	34.765	29.031	211.7	33:25.295	19	1	1:43.851	41.428	34.106	28.317	192.1	40:25.883
20	1	1:43.955	40.090	34.466	29.399	214.7	35:09.250	20	1	1:41.201	39.320	33.511	28.370	207.6	42:07.084
21	1	1:44.315	40.368	34.885	29.062	232.7	36:53.565	21	1	1:40.791	39.119	33.408	28.264	214.7	43:47.875
22	1	1:46.863	40.093	37.229	29.541	243.2	38:40.428	22	1	1:41.102	38.702	33.475	28.925	219.0	45:28.977
23	1	1:45.039	40.545	35.057	29.437	218.6	40:25.467	23	1	1:44.523	40.216	35.347	28.960	213.0	47:13.500
24	1	1:47.342	41.601	36.665	29.076	206.5	42:12.809	24	1	1:40.837	39.116	33.423	28.298	220.4	48:54.337
25	1	1:45.068	40.986	34.770	29.312	188.8	43:57.877	25	1	1:40.569	38.940	33.342	28.287	221.3	50:34.906
26	1	1:44.139	39.966	34.979	29.194	227.8	45:42.016								
27	1	1:47.027	40.381	37.114	29.532	225.0	47:29.043								
28	1	1:45.357	40.855	34.647	29.855	211.7	49:14.400								
29	1	1:46.393	40.940	35.672	29.781	219.9	51:00.793								



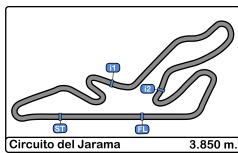


Circuito del Jarama
Campeonato de España de Resistencia y de GT
Carrera 2 Clase 1-GT



Análisis

Num	T. Vta	Dif 1º	Num	T. Vta	Dif 1º	Num	T. Vta	Dif 1º	Num	T. Vta	Dif 1º	Num	T. Vta	Dif 1º
Vta 1			72	1:44.921	43.505	16	1:42.028	42.284	Vta 6			77	1:45.156	1:27.799
178	1:42.971		66	1:47.641	47.706	13	1:43.161	43.725	178	1:36.816		Num T. Vta Dif 1º		
115	1:45.563	02.592	77	1:47.825	48.085	110	1:49.501	43.863	126	1:37.597	14.089	Vta 8		
108	1:45.777	02.806	64	1:49.585	48.930	36	1:42.259	43.869	108	1:36.247	14.635	178	1:37.922	
126	1:46.982	04.011	188	1:44.466	49.100	7	1:41.915	43.980	115	1:38.815	32.009	64	1:46.845	1 Lap
102	1:49.846	06.875	71	1:49.464	53.101	17	1:41.782	46.227	102	1:42.344	35.298	66	1:47.841	1 Lap
110	1:53.757	10.786	35	1:51.436	56.116	15	1:41.696	48.119	2	1:41.419	47.845	71	1:47.136	1 Lap
134	1:55.887	12.916	Num T. Vta Dif 1º			23	1:44.012	53.154	16	1:41.542	55.690	108	1:36.678	12.541
2	2:07.991	25.020	Vta 3			72	1:42.082	55.307	7	1:42.010	56.339	126	1:37.952	15.911
13	2:09.590	26.619	178	1:36.789		77	1:43.448	1:04.595	13	1:42.445	57.129	35	1:49.156	1 Lap
16	2:10.170	27.199	126	1:40.906	10.445	66	1:46.896	1:08.965	36	1:43.159	58.051	115	1:40.004	35.953
36	2:11.343	28.372	108	1:47.434	16.196	188	1:46.836	1:09.122	134	1:47.248	1:01.269	102	1:41.844	44.598
7	2:12.053	29.082	102	1:42.579	18.583	64	1:46.856	1:09.670	17	1:45.458	1:01.304	2	1:41.924	56.496
17	2:13.671	30.700	115	1:55.165	23.709	71	1:46.969	1:14.159	15	1:43.675	1:01.594	16	1:42.648	1:05.277
15	2:14.356	31.385	110	1:46.567	31.077	35	1:50.216	1:23.862	110	1:46.033	1:06.058	7	1:42.447	1:05.846
23	2:15.416	32.445	134	1:45.944	31.644	Num T. Vta Dif 1º			23	1:43.067	1:06.611	13	1:42.657	1:06.606
72	2:18.261	35.290	2	1:40.799	33.386	Vta 5			77	1:44.481	1:19.901	36	1:42.330	1:07.077
64	2:19.022	36.051	16	1:42.346	36.971	178	1:36.612		188	1:42.159	1:20.010	17	1:42.423	1:10.557
66	2:19.742	36.771	13	1:41.683	37.279	126	1:38.115	13.308	64	1:46.744	1:30.031	15	1:42.467	1:14.575
77	2:19.937	36.966	36	1:41.423	38.325	108	1:35.757	15.204	66	1:48.267	1:31.209	23	1:43.847	1:19.206
71	2:23.314	40.343	7	1:41.369	38.780	102	1:42.189	29.770	71	1:46.150	1:33.623	134	1:46.968	1:25.324
188	2:24.311	41.340	17	1:41.853	41.160	115	1:39.818	30.010	Num T. Vta Dif 1º			110	1:46.758	1:25.605
35	2:24.357	41.386	15	1:42.403	43.138	2	1:41.209	43.242	Vta 7			188	1:42.251	1:30.022
Num T. Vta Dif 1º			23	1:43.949	45.857	134	1:45.881	50.837	178	1:37.258		77	1:44.115	1:33.992
Vta 2			72	1:43.224	49.940	16	1:45.292	50.964	35	1:48.737	1 Lap	Num T. Vta Dif 1º		
178	1:36.706		77	1:46.566	57.862	7	1:43.777	51.145	108	1:36.408	13.785	Vta 9		
115	1:39.447	05.333	66	1:47.867	58.784	13	1:44.387	51.500	126	1:39.050	15.881	178	1:37.484	
108	1:39.451	05.551	188	1:46.690	59.001	36	1:44.451	51.708	115	1:39.120	33.871	64	1:46.289	1 Lap
126	1:39.023	06.328	64	1:47.388	59.529	17	1:43.047	52.662	102	1:42.636	40.676	72	5:21.789	3 Laps
102	1:42.624	12.793	71	1:47.593	1:03.905	15	1:43.228	54.735	2	1:41.907	52.494	108	1:36.542	11.599
110	1:47.219	21.299	35	1:51.034	1:10.361	110	1:49.590	56.841	16	1:42.119	1:00.551	66	1:47.475	1 Lap
134	1:46.279	22.489	Num T. Vta Dif 1º			23	1:43.818	1:00.360	7	1:42.240	1:01.321	71	1:47.250	1 Lap
2	1:41.062	29.376	Vta 4			77	1:44.253	1:12.236	13	1:42.000	1:01.871	126	1:37.313	15.740
16	1:40.921	31.414	178	1:36.715		188	1:42.157	1:14.667	36	1:41.876	1:02.669	35	1:49.030	1 Lap
13	1:42.472	32.385	126	1:38.075	11.805	72	1:59.955	1:18.650	17	1:42.010	1:06.056	115	1:39.578	38.047
36	1:42.025	33.691	108	1:36.578	16.059	66	1:47.405	1:19.758	15	1:45.694	1:10.030	102	1:42.277	49.391
7	1:41.824	34.200	102	1:42.325	24.193	64	1:47.045	1:20.103	23	1:43.928	1:13.281	2	1:42.136	1:01.148
17	1:42.102	36.096	115	1:39.810	26.804	71	1:46.742	1:24.289	134	1:52.267	1:16.278	16	1:42.234	1:10.027
15	1:42.845	37.524	2	1:41.974	38.645	35	1:49.016	1:36.266	110	1:47.969	1:16.769	7	1:42.631	1:10.993
23	1:42.958	38.697	134	1:46.639	41.568				188	1:42.941	1:25.693	13	1:42.413	1:11.535

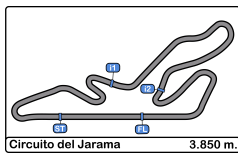


Circuito del Jarama
Campeonato de España de Resistencia y de GT
Carrera 2 Clase 1-GT



Análisis

Num	T. Vta	Dif 1º	Num	T. Vta	Dif 1º	Num	T. Vta	Dif 1º	Num	T. Vta	Dif 1º	Num	T. Vta	Dif 1º
36	1:42.617	1:12.210	35	1:49.320	1 Lap	110	1:46.048	1 Lap	2	1:49.704	1:24.101	64	1:55.188	2 Laps
17	1:43.377	1:16.450	102	1:41.996	53.352	77	1:45.065	1 Lap	66	5:31.883	3 Laps	35	3:14.463	2 Laps
15	1:41.722	1:18.813	2	1:42.189	1:05.793	64	1:46.936	1 Lap	35	1:55.459	1 Lap	36	1:44.213	1 Lap
23	1:43.079	1:24.801	16	1:42.110	1:13.841	71	1:47.331	1 Lap	23	3:11.076	1 Lap	72	3:21.294	9 Laps
134	1:46.032	1:33.872	7	1:43.266	1:17.000	35	1:49.202	1 Lap	72	11:31.260	8 Laps	23	1:43.304	1 Lap
110	1:46.101	1:34.222	13	1:43.242	1:17.465	2	1:42.704	1:15.789	15	1:49.631	1:45.414	108	1:40.053	1:37.760
188	1:42.643	1:35.181	36	1:43.208	1:17.855	36	1:44.247	1:30.600	17	1:44.250	1 Lap	66	2:00.002	3 Laps
Num	T. Vta	Dif 1º	17	1:43.006	1:22.842	15	1:43.292	1:35.165	Num	T. Vta	Dif 1º	178	1:46.649	1:40.860
Vta 10			15	1:42.898	1:24.039	Num	T. Vta	Dif 1º	Vta 16			17	1:44.459	1 Lap
178	1:38.276		23	1:43.319	1:31.704	Vta 14			126	1:37.742		15	3:35.799	1 Lap
77	1:44.777	1 Lap	Num	T. Vta	Dif 1º	178	1:37.893		108	1:38.785	1 Lap	110	1:42.232	1 Lap
108	1:37.207	10.530	Vta 12			23	1:51.812	1 Lap	110	3:06.753	2 Laps	115	1:34.551	1:49.407
126	1:39.546	17.010	178	1:37.362		126	1:39.181	19.751	134	3:16.036	2 Laps	77	1:44.222	1 Lap
64	1:47.832	1 Lap	188	1:45.215	1 Lap	188	1:53.214	1 Lap	77	3:12.216	2 Laps	134	1:49.160	1 Lap
66	1:47.302	1 Lap	108	1:41.531	09.357	134	1:56.456	1 Lap	115	1:34.338	1 Lap	16	1:41.093	2:28.421
71	1:47.179	1 Lap	134	1:47.989	1 Lap	110	1:58.264	1 Lap	16	1:40.214	1 Lap	2	1:44.480	2:38.379
115	1:39.650	39.421	110	1:47.814	1 Lap	77	1:57.104	1 Lap	71	1:50.344	1 Lap	13	1:44.085	2:45.666
35	1:49.951	1 Lap	126	1:39.051	14.811	115	3:21.369	1 Lap	13	1:43.911	1 Lap	7	1:44.074	2:49.375
102	1:42.180	53.295	77	1:47.438	1 Lap	64	1:53.983	1 Lap	7	1:43.770	1 Lap	102	1:43.363	2:52.253
2	1:42.671	1:05.543	64	1:46.385	1 Lap	71	1:48.986	1 Lap	64	3:44.977	2 Laps	36	1:44.540	3:01.529
16	1:41.919	1:13.670	71	1:47.460	1 Lap	16	3:00.569	1 Lap	102	1:42.006	1 Lap	Num	T. Vta	Dif 1º
7	1:42.956	1:15.673	115	1:47.302	47.558	13	2:59.316	1 Lap	36	3:13.772	1 Lap	Vta 18		
13	1:42.903	1:16.162	66	2:04.072	1 Lap	7	3:04.699	1 Lap	66	1:49.580	3 Laps	126	3:05.664	
36	1:42.652	1:16.586	102	1:47.281	1:03.271	2	1:43.180	1:21.076	23	1:43.649	1 Lap	64	1:53.223	2 Laps
17	1:43.601	1:21.775	35	1:49.041	1 Lap	102	3:36.891	1 Lap	178	3:30.240	1:40.348	35	1:53.308	2 Laps
15	1:42.543	1:23.080	2	1:42.559	1:10.990	35	1:51.697	1 Lap	108	1:36.088	1:43.844	72	1:44.081	9 Laps
23	1:43.799	1:30.324	36	1:43.765	1:24.258	36	1:49.005	1:41.712	Num	T. Vta	Dif 1º	23	1:43.450	1 Lap
Num	T. Vta	Dif 1º	16	1:48.061	1:24.540	15	1:45.190	1:42.462	Vta 17			108	1:42.463	14.559
Vta 11			7	1:48.879	1:28.517	Num	T. Vta	Dif 1º	126	1:46.137		178	1:44.854	20.050
178	1:41.939		15	1:43.101	1:29.778	Vta 15			17	1:47.374	2 Laps	115	1:36.360	20.103
134	1:46.606	1 Lap	13	1:49.687	1:29.790	178	1:46.679		110	1:41.540	2 Laps	17	1:44.421	1 Lap
188	1:45.682	1 Lap	17	1:50.255	1:35.735	17	3:31.397	2 Laps	115	1:35.457	1 Lap	15	1:45.969	1 Lap
110	1:46.647	1 Lap	Num	T. Vta	Dif 1º	126	1:39.078	12.150	77	1:46.693	2 Laps	110	1:43.814	1 Lap
77	1:43.723	1 Lap	Vta 13			108	3:28.398	1 Lap	134	1:50.227	2 Laps	188	8:25.362	4 Laps
108	1:36.597	05.188	178	1:37.905		115	1:34.640	1 Lap	16	1:40.412	1 Lap	77	1:45.176	1 Lap
126	1:38.051	13.122	23	1:44.487	1 Lap	71	1:48.179	1 Lap	2	3:05.827	1 Lap	134	1:49.896	1 Lap
64	1:46.772	1 Lap	188	1:42.949	1 Lap	16	1:40.099	1 Lap	13	1:43.985	1 Lap	16	1:40.980	1:03.737
66	1:48.781	1 Lap	108	1:43.585	15.037	13	1:43.085	1 Lap	7	1:44.109	1 Lap	2	1:44.905	1:17.620
71	1:47.637	1 Lap	126	1:41.557	18.463	7	1:42.712	1 Lap	102	1:42.159	1 Lap	13	1:44.717	1:24.719
115	1:40.136	37.618	134	1:45.567	1 Lap	102	1:43.069	1 Lap	71	1:59.588	1 Lap	7	1:44.765	1:28.476



Circuito del Jarama
Campeonato de España de Resistencia y de GT
Carrera 2 Clase 1-GT



Análisis

Num	T. Vta	Dif 1º
102	1:42.283	1:28.872
66	3:07.860	3 Laps
36	1:45.790	1:41.655

Vta 19

126	1:41.936	
71	3:34.602	2 Laps
72	1:43.316	9 Laps
23	1:45.090	1 Lap

115	1:36.037	14.204
-----	----------	--------

64	1:52.099	2 Laps
----	----------	--------

35	1:52.025	2 Laps
----	----------	--------

178	1:44.225	22.339
-----	----------	--------

17	1:44.019	1 Lap
----	----------	-------

110	1:42.934	1 Lap
-----	----------	-------

188	1:43.155	4 Laps
-----	----------	--------

108	1:56.406	29.029
-----	----------	--------

15	1:46.677	1 Lap
----	----------	-------

77	1:44.084	1 Lap
----	----------	-------

16	1:43.413	1:05.214
----	----------	----------

134	2:04.625	1 Lap
-----	----------	-------

2	1:46.971	1:22.655
---	----------	----------

13	1:45.152	1:27.935
----	----------	----------

102	1:42.890	1:29.826
-----	----------	----------

7	1:45.584	1:32.124
---	----------	----------

Num	T. Vta	Dif 1º
-----	--------	--------

Vta 20

126	1:41.049	
-----	----------	--

36	1:44.717	1 Lap
----	----------	-------

72	1:43.807	9 Laps
----	----------	--------

115	1:38.019	11.174
-----	----------	--------

71	1:49.482	2 Laps
----	----------	--------

23	1:43.796	1 Lap
----	----------	-------

64	1:51.740	2 Laps
----	----------	--------

35	1:51.738	2 Laps
----	----------	--------

178	1:43.955	25.245
-----	----------	--------

110	1:43.376	1 Lap
-----	----------	-------

17	1:45.514	1 Lap
----	----------	-------

108	1:42.134	30.114
-----	----------	--------

188	1:44.397	4 Laps
-----	----------	--------

Num	T. Vta	Dif 1º
15	1:42.715	1 Lap
66	2:22.994	4 Laps
77	1:43.936	1 Lap

16	1:42.525	1:06.690
----	----------	----------

2	1:46.386	1:27.992
---	----------	----------

102	1:43.009	1:31.786
-----	----------	----------

13	1:46.935	1:33.821
----	----------	----------

7	1:44.765	1:35.840
---	----------	----------

Num	T. Vta	Dif 1º
-----	--------	--------

Vta 21

126	1:39.161	
-----	----------	--

36	1:44.247	1 Lap
----	----------	-------

115	1:37.736	09.749
-----	----------	--------

72	1:43.121	9 Laps
----	----------	--------

23	1:43.380	1 Lap
----	----------	-------

71	1:48.516	2 Laps
----	----------	--------

178	1:44.315	30.399
-----	----------	--------

108	1:40.417	31.370
-----	----------	--------

110	1:45.407	1 Lap
-----	----------	-------

188	1:45.653	4 Laps
-----	----------	--------

64	1:52.331	2 Laps
----	----------	--------

17	1:47.447	1 Lap
----	----------	-------

15	1:46.188	1 Lap
----	----------	-------

35	1:53.768	2 Laps
----	----------	--------

77	1:43.791	1 Lap
----	----------	-------

16	1:42.666	1:10.195
----	----------	----------

102	1:42.074	1:34.699
-----	----------	----------

2	1:46.742	1:35.573
---	----------	----------

13	1:45.937	1:40.597
----	----------	----------

Num	T. Vta	Dif 1º
-----	--------	--------

Vta 22

126	1:40.764	
-----	----------	--

7	1:45.996	1 Lap
---	----------	-------

115	1:39.510	08.495
-----	----------	--------

36	1:45.366	1 Lap
----	----------	-------

72	1:42.227	9 Laps
----	----------	--------

23	1:43.620	1 Lap
----	----------	-------

108	1:38.705	29.311
-----	----------	--------

178	1:46.863	36.498
-----	----------	--------

134	4:21.948	3 Laps
-----	----------	--------

Num	T. Vta	Dif 1º
110	1:43.593	1 Lap
188	1:41.951	4 Laps
17	1:45.432	1 Lap

15	1:44.971	1 Lap
----	----------	-------

64	1:51.635	2 Laps
----	----------	--------

35	1:50.300	2 Laps
----	----------	--------

77	1:43.079	1 Lap
----	----------	-------

16	1:42.870	1:12.301
----	----------	----------

102	1:42.009	1:35.944
-----	----------	----------

Vta 23

126	1:41.040	
-----	----------	--

2	1:48.977	1 Lap
---	----------	-------

13	1:47.475	1 Lap
----	----------	-------

7	1:47.148	1 Lap
---	----------	-------

115	1:41.552	09.007
-----	----------	--------

72	1:42.399	9 Laps
----	----------	--------

36	1:45.474	1 Lap
----	----------	-------

23	1:43.955	1 Lap
----	----------	-------

108	1:36.166	24.437
-----	----------	--------

178	1:45.039	40.497
-----	----------	--------

188	1:43.851	4 Laps
-----	----------	--------

110	1:45.027	1 Lap
-----	----------	-------

15	1:44.427	1 Lap
----	----------	-------

134	1:50.645	3 Laps
-----	----------	--------

17	1:45.448	1 Lap
----	----------	-------

64	1:50.371	2 Laps
----	----------	--------

77	1:46.999	1 Lap
----	----------	-------

35	1:51.432	2 Laps
----	----------	--------

16	1:42.627	1:13.888
----	----------	----------

102	1:41.784	1:36.688
-----	----------	----------

Num	T. Vta	Dif 1º
-----	--------	--------

Vta 24

126	1:39.005	
-----	----------	--

115	1:42.216	12.218
-----	----------	--------

2	1:48.494	1 Lap
---	----------	-------

13	1:49.209	1 Lap
----	----------	-------

7	1:49.346	1 Lap
---	----------	-------

72	1:41.977	9 Laps
----	----------	--------

108	1:37.224	22.656
-----	----------	--------

Num	T. Vta	Dif 1º
36	1:46.838	1 Lap
23	1:44.330	1 Lap
188	1:41.201	4 Laps

110	1:44.394	1 Lap
-----	----------	-------

178	1:47.342	48.834
-----	----------	--------

15	1:43.164	1 Lap
----	----------	-------

17	1:43.150	1 Lap
----	----------	-------

134	1:48.156	3 Laps
-----	----------	--------

77	1:44.625	1 Lap
----	----------	-------

64	1:51.435	2 Laps
----	----------	--------

35	1:50.247	2 Laps
----	----------	--------

16	1:43.582	1:18.465
----	----------	----------

102	1:41.632	1:39.315
-----	----------	----------

Num	T. Vta	Dif 1º
-----	--------	--------

Vta 25

126	1:39.939	
-----	----------	--

115	1:42.063	14.342
-----	----------	--------

2	1:49.306	1 Lap
---	----------	-------

72	1:44.010	9 Laps
----	----------	--------

108	1:41.142	23.859
-----	----------	--------

13	1:51.662	1 Lap
----	----------	-------

7	1:50.145	1 Lap
---	----------	-------

36	1:48.108	1 Lap
----	----------	-------

23	1:44.755	1 Lap
----	----------	-------

188	1:40.791	4 Laps
-----	----------	--------

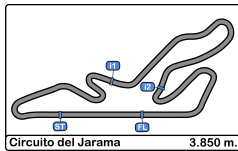
110	1:42.590	1 Lap
-----	----------	-------

178	1:45.068	53.963
-----	----------	--------

15	1:43.716	1 Lap
----	----------	-------

17	1:43.600	1 Lap
----	----------	-------

134	1:48.400	3 Laps
-----	----------	--------



Circuito del Jarama
Campeonato de España de Resistencia y de GT
Carrera 2 Clase 1-GT

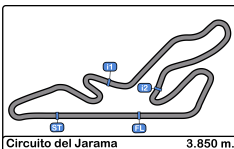
Análisis

Num	T. Vta	Dif 1º
108	1:35.296	09.796
72	1:43.696	9 Laps
13	2:59.504	2 Laps
188	1:40.837	4 Laps
23	1:51.034	1 Lap
36	1:48.239	1 Lap
110	1:44.602	1 Lap
15	1:44.442	1 Lap
17	1:45.211	1 Lap
178	1:45.357	1:07.814
7	1:57.922	1 Lap
77	1:46.164	1 Lap
16	1:45.543	1:36.034

Num	T. Vta	Dif 1º
-----	--------	--------

Vta 29

126	1:40.564	
102	1:42.239	1 Lap
108	1:37.725	06.957
64	1:50.461	3 Laps
35	1:50.436	3 Laps
2	2:47.831	2 Laps
72	1:44.151	9 Laps
13	1:44.954	2 Laps
134	2:22.261	4 Laps
188	1:40.569	4 Laps
110	1:45.694	1 Lap
23	1:48.679	1 Lap
15	1:44.096	1 Lap
36	1:50.560	1 Lap
17	1:46.155	1 Lap
178	1:46.393	1:13.643
77	1:45.386	1 Lap
7	2:03.980	1 Lap
16	1:45.726	1:41.196

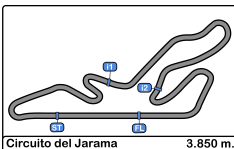


Circuito del Jarama
Campeonato de España de Resistencia y de GT
Carrera 2 Clase 1-GT
Mejores Sectores



Sector - 1				Sector - 2				Sector - 3				Vuelta Ideal vs Mejor Vuelta				
Clas	Nº	Piloto	Tiempo	Nº	Piloto	Tiempo	Nº	Piloto	Tiempo	Clas	Nº	Piloto	Vuelta	Mejor	Clas	
1	115	Mayola Comadira - Gutiérrez Agüi	36.491	108	Kosta Kanaroglou	31.144	115	Mayola Comadira - Gutiérrez Agüi	26.512	1	115	Mayola Comadira - Gutiérrez Agüi	1:34.202	1:34.338	1	
2	108	Kosta Kanaroglou	37.192	115	Mayola Comadira - Gutiérrez Agüi	31.199	108	Kosta Kanaroglou	26.931	2	108	Kosta Kanaroglou	1:35.267	1:35.296	2	
3	178	López Anós - Rodriguez	37.569	178	López Anós - Rodriguez	31.683	178	López Anós - Rodriguez	27.156	3	178	López Anós - Rodriguez	1:36.408	1:36.612	3	
4	126	Estragues Valencia - Cabezas Ruiz	37.814	126	Estragues Valencia - Cabezas Ruiz	31.884	126	Estragues Valencia - Cabezas Ruiz	27.392	4	126	Estragues Valencia - Cabezas Ruiz	1:37.090	1:37.313	4	
5	188	Guillemat - A. De Martin Muñoz	38.702	16	Leonov - Azcona Troya	33.045	188	Guillemat - A. De Martin Muñoz	28.096	5	16	Leonov - Azcona Troya	1:40.019	1:40.099	5	
6	16	Leonov - Azcona Troya	38.821	110	Fernandez Yuste - Martinez Bueno	33.320	2	Martin de Andres - Hernando Alonso	28.105	6	188	Guillemat - A. De Martin Muñoz	1:40.140	1:40.569	6	
7	7	Vicinanza - Cosin Camps	39.009	188	Guillemat - A. De Martin Muñoz	33.342	16	Leonov - Azcona Troya	28.153	7	2	Martin de Andres - Hernando Alonso	1:40.750	1:40.799	7	
8	15	Alba Cano Ramirez	39.019	102	David Serban	33.443	110	Fernandez Yuste - Martinez Bueno	28.154	8	102	David Serban	1:40.993	1:41.632	11	
9	2	Martin de Andres - Hernando Alonso	39.090	2	Martin de Andres - Hernando Alonso	33.555	15	Alba Cano Ramirez	28.415	9	110	Fernandez Yuste - Martinez Bueno	1:41.139	1:41.540	10	
10	36	Aso Arjol - Fontes Blanco	39.094	36	Aso Arjol - Fontes Blanco	33.600	102	David Serban	28.417	10	7	Vicinanza - Cosin Camps	1:41.302	1:41.369	8	
11	102	David Serban	39.133	17	Martinez Bedmar - Martinez Bedmar	33.729	17	Martinez Bedmar - Martinez Bedmar	28.486	11	36	Aso Arjol - Fontes Blanco	1:41.347	1:41.423	9	
12	13	Amalia Vinyes Dabad	39.235	13	Amalia Vinyes Dabad	33.734	13	Amalia Vinyes Dabad	28.490	12	15	Alba Cano Ramirez	1:41.443	1:41.696	13	
13	17	Martinez Bedmar - Martinez Bedmar	39.287	7	Vicinanza - Cosin Camps	33.737	7	Vicinanza - Cosin Camps	28.556	13	13	Amalia Vinyes Dabad	1:41.459	1:41.683	12	
14	72	Villanueva Ruiz - Villanueva Brox	39.300	72	Villanueva Ruiz - Villanueva Brox	33.767	72	Villanueva Ruiz - Villanueva Brox	28.615	14	17	Martinez Bedmar - Martinez Bedmar	1:41.502	1:41.782	14	
15	23	Ros Fernandez - Luis Garcia Malina	39.425	15	Alba Cano Ramirez	34.009	36	Aso Arjol - Fontes Blanco	28.653	15	72	Villanueva Ruiz - Villanueva Brox	1:41.682	1:41.977	15	
16	110	Fernandez Yuste - Martinez Bueno	39.665	77	Vescovi - Ferri	34.189	23	Ros Fernandez - Luis Garcia Malina	28.760	16	23	Ros Fernandez - Luis Garcia Malina	1:42.506	1:42.958	16	
17	77	Vescovi - Ferri	39.759	23	Ros Fernandez - Luis Garcia Malina	34.321	77	Vescovi - Ferri	29.094	17	77	Vescovi - Ferri	1:43.042	1:43.079	17	
18	134	Righi - Gomez	40.207	134	Righi - Gomez	34.879	64	Arraou - Pineda Sanchez	29.530	18	134	Righi - Gomez	1:44.754	1:45.567	18	
19	66	Julio Carayol Casas	40.734	71	F. Pérez Espallargas - Abella	35.155	134	Righi - Gomez	29.668	19	64	Arraou - Pineda Sanchez	1:45.998	1:46.289	20	
20	64	Arraou - Pineda Sanchez	40.849	66	Julio Carayol Casas	35.401	71	F. Pérez Espallargas - Abella	29.987	20	71	F. Pérez Espallargas - Abella	1:46.104	1:46.150	19	
21	71	F. Pérez Espallargas - Abella	40.962	64	Arraou - Pineda Sanchez	35.619	66	Julio Carayol Casas	30.133	21	66	Julio Carayol Casas	1:46.268	1:46.896	21	
22	35	Eduardo Lázaro Berce	41.676	35	Eduardo Lázaro Berce	36.531	35	Eduardo Lázaro Berce	30.403	22	35	Eduardo Lázaro Berce	1:48.610	1:48.737	22	



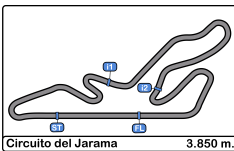


Circuito del Jarama
Campeonato de España de Resistencia y de GT
Carrera 2 Clase 1-GT
Secuencia Lider



Nº	Equipo	Nac	Piloto 1	Nac	Piloto 2	Nac	Vehiculo	Cat	Vta. Inicio	Vta. Fin	Vtas	Vtas. Totales
178	R. A. C Circuito Guadalupe		Luis López Anós	ESP	JF	<u>Alvaro Rodriguez Sastre</u>	Porsche 911 991 GT3 Cup	C2	1	15	15	15
126	NM Racing Team		Albert Estragues Valencia	ESP	Jr.	<u>Ignacio Cabezas Ruiz</u>	Transam Euro	C2	16	29	14	14



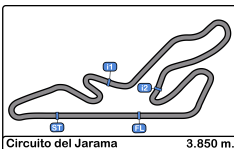


Circuito del Jarama
Campeonato de España de Resistencia y de GT
Carrera 2 Clase 1-GT
5 Mejores Tiempos



Cl	Nº	Equipo	Nac	Piloto 1	Nac	Piloto 2	Nac	Vehiculo	Cat	Cl	Mejor 1		Mejor 2		Mejor 3		Mejor 4		Mejor 5		
											Tiempo	Vta	Tiempo	Vta	Tiempo	Vta	Tiempo	Vta	Tiempo	Vta	
1	115	Pcr Sport		Josep Mayola Comadira	ESP	JF	Francesc Gutiérrez Agüí	ESP	Ferrari 458	C1	1	1:34.338	15	1:34.551	17	1:34.640	14	1:35.457	16	1:36.037	19
2	108	E2P Esc. Española Pilotos		Kosta Kanaroglou	GRC				Mosler MT900	C1	2	1:35.296	28	1:35.488	27	1:35.757	5	1:36.088	16	1:36.166	23
3	178	R. A. C Circuito Guadalupe		Luis López Anós	ESP	JF	Alvaro Rodriguez Sastre	ESP	Porsche 911 991 GT3 Cup	C2	1	1:36.612	5	1:36.706	2	1:36.715	4	1:36.789	3	1:36.816	6
4	126	NM Racing Team		Albert Estragues Valencia	ESP	Jr.	Ignacio Cabezas Ruiz	ESP	Transam Euro	C2	2	1:37.313	9	1:37.597	6	1:37.742	16	1:37.952	8	1:38.051	11
5	16	Tecnicars Racing Team		Evgeni Leonov	ESP		Mikel Azcona Troyas	ESP	Jr. CUPRA TCR DSG	TCR	1	1:40.099	14	1:40.214	15	1:40.412	16	1:40.921	2	1:40.980	18
6	188	NM Racing Team		Maxime Guillemat	ESP	Jr.	Jesús A. De Martin Muñoz	ESP	JF Ginetta G55 GT4	C3	1	1:40.569	25	1:40.791	21	1:40.837	24	1:41.102	22	1:41.201	20
7	2	SMC Junior Motorsport		Gonzalo Martin de Andres	ESP		Enrique Hernando Alonso	ESP	Jr. Peugeot 308 TCR	TCR	2	1:40.799	3	1:41.062	2	1:41.209	5	1:41.419	6	1:41.907	7
8	7	Monlau Competición		Gianluigi Vicinanza	ITA	JF	Álex Cosin Camps	ESP	CUPRA TCR	TCR	3	1:41.369	3	1:41.824	2	1:41.915	4	1:42.010	6	1:42.240	7
9	36	Pcr Sport		Guillermo Aso Arjol	ESP		Álvaro Fontes Blanco		CUPRA TCR DSG	TCR	4	1:41.423	3	1:41.876	7	1:42.025	2	1:42.259	4	1:42.330	8
10	110	Miguel Fernandez Yuste		Miguel Fernandez Yuste	ESP		José Martinez Bueno	ESP	KTM X-Bow	C2	3	1:41.540	15	1:42.232	16	1:42.590	24	1:42.934	18	1:43.376	19
11	102	Willi Motorsport		David Serban	ROU	Jr.			Audi R8 GT4	C3	2	1:41.632	24	1:41.713	26	1:41.784	23	1:41.844	8	1:41.930	27
12	13	Baporo Motorsport		Amalia Vinyes Dabad	AND	Da			CUPRA TCR DSG	TCR	5	1:41.683	3	1:42.000	7	1:42.413	9	1:42.445	6	1:42.472	2
13	15	Monlau Competición		Alba Cano Ramirez	ESP	Da			CUPRA TCR DSG	TCR	6	1:41.696	4	1:41.722	9	1:42.403	3	1:42.467	8	1:42.543	10
14	17	RC2 Junior Team		Raul Martínez Bedmar	ESP		Ruben Martínez Bedmar	ESP	CUPRA TCR	TCR	7	1:41.782	4	1:41.853	3	1:42.010	7	1:42.102	2	1:42.423	8
15	72	Alexander Villanueva Ruiz		Alexander Villanueva Ruiz	ESP	JF	Alexander Villanueva Brox	ESP	CUPRA TCR DSG	TCR	8	1:41.977	15	1:42.082	4	1:42.227	13	1:42.399	14	1:42.487	18
16	23	RC2 Junior Team		Didac Ros Fernandez	ESP	Jr.	José Luis García Molina	ESP	JF CUPRA TCR DSG	TCR	9	1:42.958	2	1:43.067	6	1:43.079	9	1:43.304	16	1:43.319	11
17	77	Baporo Motorsport		Alberto Vescovi	ITA	JF	Roberto Ferri	ITA	JF CUPRA TCR	TCR	10	1:43.079	21	1:43.448	4	1:43.723	10	1:43.791	20	1:43.936	19
18	134	Emmanuel Righi		Emmanuel Righi	CHE		Philippe Bonnel	FRA	Maserati Trofeo MC GT4	C3	3	1:45.567	12	1:45.881	5	1:45.944	3	1:46.032	9	1:46.279	2
19	71	Chefo Sport		Luis F. Pérez Espallargas	ESP		Nicolas Abella	ESP	Jr. Peugeot 308 Racing Cup.	D2	1	1:46.150	6	1:46.742	5	1:46.969	4	1:47.136	7	1:47.179	9
20	64	Chefo Abella		Pierre Arraou	FRA	JF	Samuel Pineda Sanchez	ESP	Peugeot 308 Racing Cup.	D2	2	1:46.289	8	1:46.385	11	1:46.744	6	1:46.772	10	1:46.845	7
21	66	Julio Carayol Casas		Julio Carayol Casas	ESP				CUPRA TCR	TCR	11	1:46.896	4	1:47.302	9	1:47.405	5	1:47.475	8	1:47.641	2
22	35	RC2 Junior Team		Eduardo Lázaro Bercedo	ESP	JF			Seat Leon Supercopa MK2	D2	3	1:48.737	6	1:49.016	5	1:49.030	8	1:49.041	11	1:49.156	7





Circuito del Jarama

Campeonato de España de Resistencia y de GT

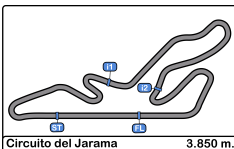
Carrera 2 Clase 1-GT

5 Mejores Velocidades



Cl	Nº	Equipo	Nac	Piloto 1	Nac	Piloto 2	Nac	Vehiculo	Cat	Cl	Max 1		Max 2		Max 3		Max 4		Max 5		Med	
											Km/h	Vta	Km/h	Vta	Km/h	Vta	Km/h	Vta	Km/h	Vta		
1	115	Pcr Sport		Josep Mayola Comadira	ESP	JF	Francesc Gutiérrez Agúí	ESP	Ferrari 458	C1	1	252.9	17	251.1	16	250.0	15	248.8	14	245.4	19	249.6
2	108	E2P Esc. Española Pilotos		Kosta Kanaroglou	GRC				Mosler MT900	C1	2	244.8	20	243.2	10	243.2	25	243.2	26	242.6	22	243.4
3	178	R. A. C Circuito Guadalope		Luis López Anós	ESP	JF	Alvaro Rodriguez Sastre	ESP	Porsche 911 991 GT3 Cup	C2	1	243.2	22	241.0	12	241.0	14	240.5	4	239.4	10	241.0
4	102	Willi Motorsport		David Serban	ROU	Jr.			Audi R8 GT4	C3	1	240.5	21	240.5	26	240.0	25	239.4	2	239.4	5	240.0
5	126	NM Racing Team		Albert Estragues Valencia	ESP	Jr.	Ignacio Cabezas Ruiz	ESP	Transam Euro	C2	2	235.2	9	231.2	11	230.2	10	227.3	7	226.8	8	230.2
6	2	SMC Junior Motorsport		Gonzalo Martin de Andres	ESP		Enrique Hernando Alonso	ESP	Jr. Peugeot 308 TCR	TCR	1	231.2	19	228.3	18	226.4	17	224.0	5	223.1	3	226.6
7	16	Tecnicars Racing Team		Evgeni Leonov	ESP		Mikel Azcona Troyas	ESP	Jr. CUPRA TCR DSG	TCR	2	230.7	4	230.7	19	230.2	6	230.2	17	229.7	3	230.3
8	66	Julio Carayol Casas		Julio Carayol Casas	ESP				CUPRA TCR	TCR	3	229.2	5	228.3	3	228.3	4	225.0	8	225.0	9	227.1
9	7	Monlau Competición		Gianluigi Vicinanza	ITA	JF	Álex Cosin Camps	ESP	CUPRA TCR	TCR	4	228.8	2	228.3	8	227.8	3	227.3	7	227.3	19	227.9
10	36	Pcr Sport		Guillermo Aso Arjol	ESP		Álvaro Fontes Blanco		CUPRA TCR DSG	TCR	5	228.8	20	226.4	4	225.4	25	225.4	27	225.0	3	226.2
11	13	Baporo Motorsport		Amalia Vinyes Dabad	AND	Da			CUPRA TCR DSG	TCR	6	228.3	8	227.8	7	226.4	14	226.4	17	225.4	20	226.8
12	23	RC2 Junior Team		Didac Ros Fernandez	ESP	Jr.	José Luis García Molina	ESP	JF CUPRA TCR DSG	TCR	7	227.8	20	227.8	25	225.0	17	224.5	23	223.6	2	225.7
13	15	Monlau Competición		Alba Cano Ramirez	ESP	Da			CUPRA TCR DSG	TCR	8	227.3	2	226.8	4	226.4	3	226.4	5	225.9	28	226.6
14	72	Alexander Villanueva Ruiz		Alexander Villanueva Ruiz	ESP	JF	Alexander Villanueva Brox	ESP	CUPRA TCR DSG	TCR	9	227.3	19	226.4	18	225.9	16	225.4	15	224.5	4	225.9
15	77	Baporo Motorsport		Alberto Vescovi	ITA	JF	Roberto Ferri	ITA	JF CUPRA TCR	TCR	10	227.3	19	226.4	3	225.0	16	225.0	21	224.0	20	225.5
16	134	Emmanuel Righi		Emmanuel Righi	CHE		Philippe Bonnel	FRA	Maserati Trofeo MC GT4	C3	2	225.9	3	219.0	5	217.3	8	216.4	13	215.5	2	218.8
17	110	Miguel Fernandez Yuste		Miguel Fernandez Yuste	ESP		José Martínez Bueno	ESP	KTM X-Bow	C2	3	225.0	26	220.8	3	220.8	11	219.5	12	219.0	18	221.0
18	188	NM Racing Team		Maxime Guillemat	ESP	Jr.	Jesús A. De Martín Muñoz	ESP	JF Ginetta G55 GT4	C3	3	225.0	6	224.5	3	223.1	5	222.2	8	221.3	25	223.2
19	17	RC2 Junior Team		Raul Martínez Bedmar	ESP		Ruben Martínez Bedmar	ESP	CUPRA TCR	TCR	11	222.6	23	222.2	7	221.7	2	220.4	26	219.9	14	221.4
20	71	Chefo Sport		Luis F. Pérez Espallargas	ESP		Nicolas Abella	ESP	Jr. Peugeot 308 Racing Cup.	D2	1	222.6	8	220.4	5	219.9	10	219.0	6	218.6	13	220.1
21	35	RC2 Junior Team		Eduardo Lázaro Bercedo	ESP	JF			Seat Leon Supercopa MK2	D2	2	207.2	25	206.8	7	206.8	24	206.5	20	205.7	10	206.6
22	64	Chefo Abella		Pierre Arraou	FRA	JF	Samuel Pineda Sanchez	ESP	Peugeot 308 Racing Cup.	D2	3	204.9	17	203.7	18	201.8	25	201.4	24	201.1	5	202.6



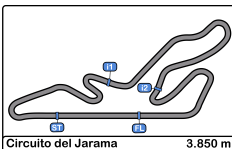


Circuito del Jarama
Campeonato de España de Resistencia y de GT
Carrera 2 Clase 1-GT
Secuencia Vueltas Rápidas



<u>Vta</u>	<u>Hora Día</u>	<u>TiempoSesión</u>	<u>Nº</u>	<u>Equipo</u>	<u>Nac</u>	<u>Piloto 1</u>	<u>Nac</u>	<u>Piloto 2</u>	<u>Nac</u>	<u>Vehículo</u>	<u>Cat</u>	<u>Tiempo</u>	<u>Km/h</u>	
2	18:07:53.374	3:19.374	178	R. A. C Circuito Guadalupe		Luis López Anós	ESP	JF	<u>Alvaro Rodriguez</u>	ESP	Porsche 911 991 GT3 Cup	C2	1:36.706	143.3
4	18:11:22.937	6:48.937	108	E2P Esc. Española Pilotos		Kosta Kanaroglou	GRC			Mosler MT900	C1	1:36.578	143.5	
5	18:12:58.694	8:24.694	108	E2P Esc. Española Pilotos		Kosta Kanaroglou	GRC			Mosler MT900	C1	1:35.757	144.7	
14	18:29:54.114	25:20.114	115	Pcr Sport		Josep Mayola Comadira	ESP	JF	<u>Francesc Gutiérrez</u>	ESP	Ferrari 458	C1	1:34.640	146.4
15	18:31:28.452	26:54.452	115	Pcr Sport		Josep Mayola Comadira	ESP	JF	<u>Francesc Gutiérrez</u>	ESP	Ferrari 458	C1	1:34.338	146.9



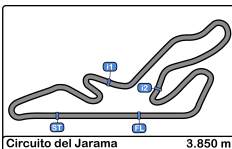


Circuito del Jarama
Campeonato de España de Resistencia y de GT
Carrera 2 Clase 1-GT
Mejor Maxima Velocidad del Evento



Nº	Equipo	Nac	Piloto 1	Nac	Piloto 2	Nac	Vehiculo	Cat	Km/h	Sesión
115	Pcr Sport		Josep Mayola Comadira	ESP	JF	Francesc Gutiérrez Agüí	Ferrari 458	C1	258.3	Entreno Cronometrado Clase 1-GT
102	Willi Motorsport		David Serban	ROU	Jr.		Audi R8 GT4	C3	250.0	Entrenamientos Libres - 3
126	NM Racing Team		Albert Estragues Valencia	ESP	Jr.	Ignacio Cabezas Ruiz	Transam Euro	C2	245.4	Entrenamientos Libres - 3
178	R. A. C Circuito Guadalupe		Luis López Anós	ESP	JF	Alvaro Rodriguez Sastre	Porsche 911 991 GT3 Cup	C2	245.4	Entreno Cronometrado Clase 1-GT
108	E2P Esc. Española Pilotos		Kosta Kanaroglou	GRC			Mosler MT900	C1	244.8	Carrera 2 Clase 1-GT
101	Philippe Gruau		Philippe Gruau	FRA	JF		Vortex V8	C1	240.0	Carrera 1 Clase 1-GT
17	RC2 Junior Team		Raul Martínez Bedmar	ESP		Ruben Martinez Bedmar	CUPRA TCR	TCR	235.8	Entreno Cronometrado Clase 1-GT
16	Tecnicars Racing Team		Evgeni Leonov	ESP		Mikel Azcona Troyas	CUPRA TCR DSG	TCR	234.7	Entreno Cronometrado Clase 1-GT
15	Monlau Competición		Alba Cano Ramirez	ESP	Da		CUPRA TCR DSG	TCR	233.2	Carrera 1 Clase 1-GT
2	SMC Junior Motorsport		Gonzalo Martin de Andres	ESP		Enrique Hernando Alonso	Peugeot 308 TCR	TCR	232.7	Entrenamientos Libres - Clase 1-GT
111	Escudería Lagun Artea		Pablo Yeregui Ybarra	ESP		Daniel Carretero Ortega	Ginetta G55 GT4	C3	231.7	Entrenamientos Libres - Clase 1-GT
7	Monlau Competición		Gianluigi Vicinanza	ITA	JF	Álex Cosin Camps	CUPRA TCR	TCR	231.7	Entreno Cronometrado Clase 1-GT
36	Pcr Sport		Guillermo Aso Arjol	ESP		Álvaro Fontes Blanco	CUPRA TCR DSG	TCR	231.7	Entreno Cronometrado Clase 1-GT
77	Baporo Motorsport		Alberto Vescovi	ITA	JF	Roberto Ferri	CUPRA TCR	TCR	230.2	Entrenamientos Libres - Clase 1-GT
188	NM Racing Team		Maxime Guillemat	ESP	Jr.	Jesús A. De Martin Muñoz	Ginetta G55 GT4	C3	230.2	Entrenamientos Libres - Clase 1-GT
13	Baporo Motorsport		Amalia Vinyes Dabad	AND	Da		CUPRA TCR DSG	TCR	230.2	Entreno Cronometrado Clase 1-GT
23	RC2 Junior Team		Didac Ros Fernandez	ESP	Jr.	José Luís García Molina	CUPRA TCR DSG	TCR	230.2	Entreno Cronometrado Clase 1-GT
66	Julio Carayol Casas		Julio Carayol Casas	ESP			CUPRA TCR	TCR	229.7	Entreno Cronometrado Clase 1-GT
72	Alexander Villanueva Ruiz		Alexander Villanueva Ruiz	ESP	JF	Alexander Villanueva Brox	CUPRA TCR DSG	TCR	227.3	Carrera 2 Clase 1-GT
110	Miguel Fernandez Yuste		Miguel Fernandez Yuste	ESP		José Martinez Bueno	KTM X-Bow	C2	226.8	Entrenamientos Libres - Clase 1-GT
134	Emmanuel Righi		Emmanuel Righi	CHE		Philippe Bonnel	Maserati Trofeo MC GT4	C3	225.9	Carrera 2 Clase 1-GT
71	Chefo Sport		Luis F. Pérez Espallargas	ESP		Nicolas Abella	Peugeot 308 Racing Cup.	D2	223.6	Entrenamientos Libres - Clase 1-GT
8	VSR Motorsport		Ivan Velasco Sanchez	ESP		Antonio Castillo Navas	Peugeot RCZ	D3	217.7	Entrenamientos Libres - Clase 2-3
26	E2P Esc. Española Pilotos		Antonio Sainero Infante	ESP	Jr.	Alvaro Bajo Robles	Peugeot RCZ	D3	217.7	Entrenamientos Libres - 2
11	Chefo Sport		Laurent Puitgmal	FRA			Peugeot RCZ	D3	216.0	Entreno Cronometrado Clase 2-3 Piloto
37	Israel de Ana Morales		Israel de Ana Morales	ESP			Peugeot 207	D5	214.7	Carrera 2 Clase 2-3
25	Ultima Vuelta		Francisco Perez Sierra	ESP			Peugeot 207 PROTO	D4	213.8	Carrera 2 Clase 2-3
21	Chefo Sport		Gabriel Alonso Savarino	ESP	JF	Mariano Alonso Gentile	Peugeot RCZ	D3	212.5	Entrenamientos Libres - Clase 2-3
27	SMC Junior Motorsport		Moisés Ruiz Medina	ESP			Peugeot RCZ	D3	212.1	Carrera 2 Clase 2-3
33	Chefo Sport		Angel Santos Valle	ESP		Bruno Mendez Lopez	Renault Clio Cup IV	D4	211.7	Entrenamientos Libres - Clase 2-3



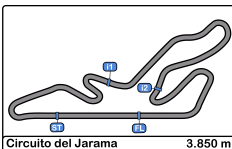


Circuito del Jarama
Campeonato de España de Resistencia y de GT
Carrera 2 Clase 1-GT
Mejor Maxima Velocidad del Evento



Nº	Equipo	Nac	Piloto 1	Nac	Piloto 2	Nac	Vehiculo	Cat	Km/h	Sesión
43	Chefo Sport		Ivan Hernandez Gonzalo	ESP	Jr.		Renault Clio Cup IV	D4	211.3	Carrera 2 Clase 2-3
64	Chefo Abella		Pierre Arraou	FRA	JF	Samuel Pineda Sanchez	Peugeot 308 Racing Cup.	D2	210.9	Entrenamientos Libres - Clase 1-GT
46	Ultima Vuelta		Hector Hernández Benito	ESP		Borja Hormigos Nicolas	Mini Challenge	D5	210.1	Entrenamientos Libres - Clase 2-3
31	VSR Motorsport		Javier Aguado Ortega	ESP	Jr.	Antonio Aguado Ortega	Renault Clio Cup IV	D4	210.1	Carrera 1 Clase 2-3
34	SMC Junior Motorsport		Iñigo Moreno de Cala	ESP			Renault Clio Cup IV	D4	210.1	Carrera 2 Clase 2-3
55	Motor Club Sabadell		Jose Luis Cejudo Vicente	ESP		Marc Cejudo Barbolla	Renault Clio Cup IV	D4	209.7	Carrera 2 Clase 2-3
4	Henri Pellefigue		Henri Pellefigue	FRA	JF	Edouard Atkatlian	Renault Spider	D5	209.3	Carrera 1 Clase 2-3
24	SMC Junior Motorsport		Rafael Rodríguez Novillo	ESP	JF	José Antonio Rueda	Renault Clio Cup IV	D4	208.4	Carrera 1 Clase 2-3
18	CD Plemar Sport		José Luis López	ESP	JF	Alvaro Rodriguez Sastre	Renault Clio Cup IV	D4	208.4	Carrera 2 Clase 2-3
35	RC2 Junior Team		Eduardo Lázaro Bercedo	ESP	JF		Seat Leon Supercopa MK2	D2	208.0	Entreno Cronometrado Clase 1-GT
14	Skualo Competición		Henk Van Zoest	ESP	JF		Renault Clio Cup IV	D4	207.6	Entreno Cronometrado Clase 2-3 Piloto
86	Desguaces La Torre		Vicente Gabriel Vallés	ESP	JF		Ford Fiesta 1.6	D5	206.1	Entreno Cronometrado Clase 2-3 Piloto
20	RC2 Junior Team		Victor Fernandez Gil	ESP		Felipe Fernandez Gil	Renault Clio Cup IV	D4	204.9	Carrera 2 Clase 2-3
97	Lurauto KK		Ion Villar Erausquin	ESP		Iñaki Beguiristain Ugarte	Mini Cooper	O.M.	198.5	Carrera 2 Clase 2-3
98	Lurauto KK		Roberto Alonso Lopez	ESP		Iker Lujambio Mintegiuga	Mini Cooper	O.M.	197.4	Entrenamientos Libres - Clase 2-3
95	Lurauto KK		Santiago Arribas Palacios	ESP		Eduardo Alonso de Pablo	Mini Cooper	O.M.	197.4	Carrera 2 Clase 2-3
92	Lurauto KK		Juan Colin Camacho	ESP	JF	Juan I. Eguiara Susaeta	Mini Cooper	O.M.	196.7	Carrera 2 Clase 2-3
90	Lurauto KK		Rafael Cid Mouteira	ESP		José E. Ruiz Pérez	Mini Cooper	O.M.	196.7	Carrera 2 Clase 2-3
80	CD Plemar Sport		Juan de Dios Gomez	ESP			Mini Cooper	O.M.	196.3	Entrenamientos Libres - 2
96	Lurauto KK		Jorge Espinosa	ESP	JF	Luis M. García Gonzalez	Mini Cooper	O.M.	194.9	Carrera 2 Clase 2-3
12	Peña Autocross Arteixo		Juan Campos Toimil	ESP			Renault Clio Cup III	D5	193.8	Entreno Cronometrado Clase 2-3 Piloto
91	Lurauto KK		José Manuel Alonso Prieto	ESP	JF	Hector Ares Torron	Mini Cooper	O.M.	193.5	Entrenamientos Libres - Clase 2-3
94	Lurauto KK		Fernando Gomez Blanco	ESP	JF	Carlos de Miguel Egea	Mini Cooper	O.M.	193.2	Entrenamientos Libres - Clase 2-3
99	CD Plemar Sport		Manolo Escribano	ESP	JF		Mini Cooper	O.M.	193.2	Carrera 2 Clase 2-3
93	Lurauto KK		Alberto Canovas Gil	ESP		Mario Herraiz Lopez	Mini Cooper	O.M.	192.5	Entrenamientos Libres - Clase 2-3
85	Desguaces La Torre		José Antonio Chicoy	ESP			Ford Fiesta ST Line	O.M.	189.1	Entrenamientos Libres - 2
87	Desguaces La Torre		Angel Lafuente Lopez	ESP			Ford Fiesta ST Line	O.M.	188.8	Carrera 2 Clase 2-3
89	Desguaces La Torre		Rubén Sabater Saura	ESP			Ford Fiesta ST Line	O.M.	186.8	Carrera 2 Clase 2-3
81	Extremadura Rally Team		Miguel Grande Garcia	ESP	Jr.		Ford Fiesta ST Line	O.M.	185.8	Entrenamientos Libres - 2
82	Motor Club S.R. Pitius		Marcelo Torres Guasch	ESP		Sergio Torres Porras	Ford Fiesta ST Line	O.M.	185.2	Carrera 2 Clase 2-3





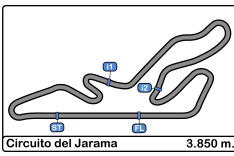
Circuito del Jarama
Campeonato de España de Resistencia y de GT
Carrera 2 Clase 1-GT
Cuentavueltas



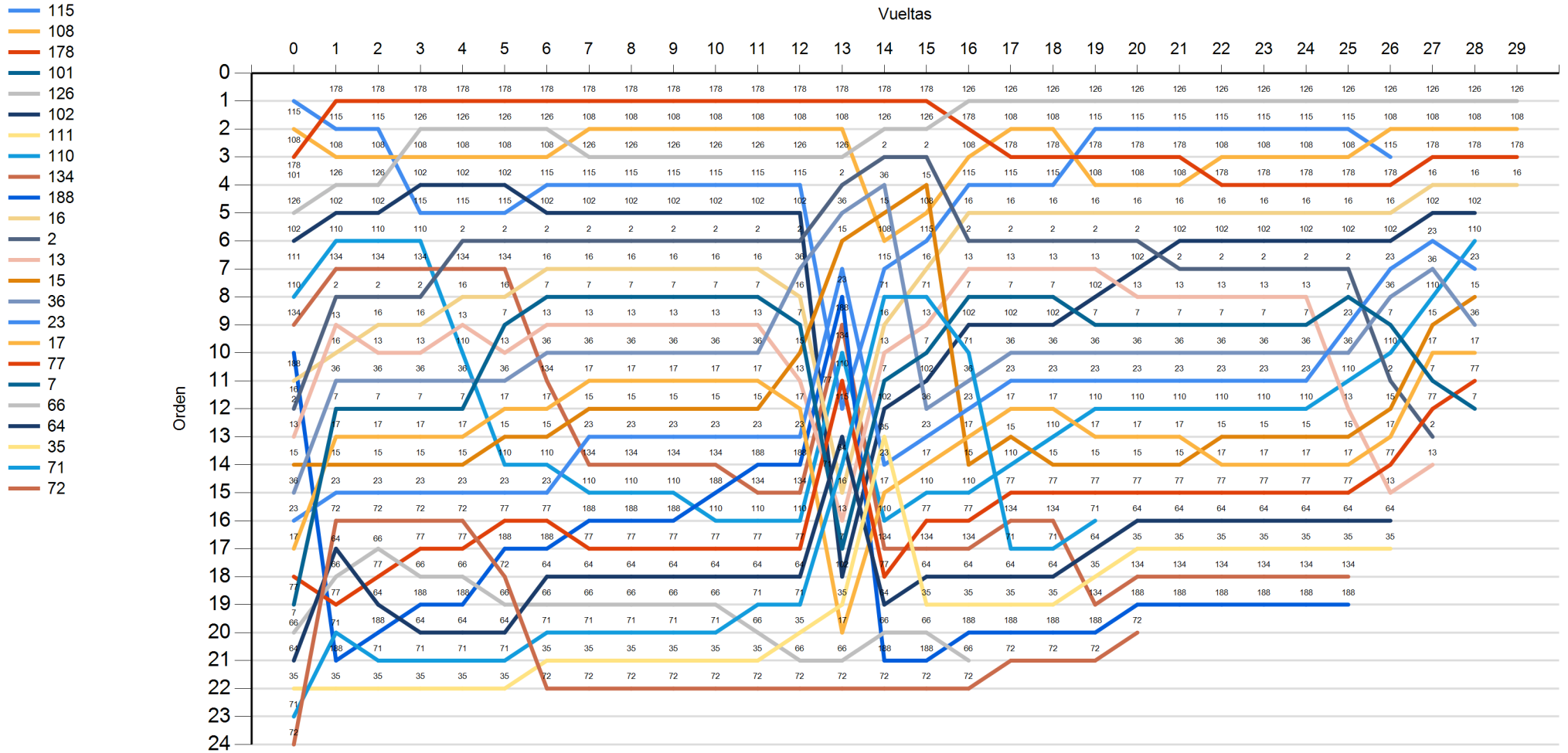
Vta

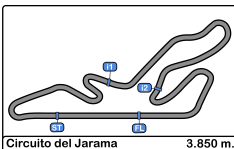
Nr	Po	Grid	1	2	3	4	5	6	7	8	9	10	11	12	13	14	15	16	17	18	19	20	21	22	23	24	25	26	27	28	29
115	1	115	178	178	178	178	178	178	178	178	178	178	178	178	178	178	126	126	126	126	126	126	126	126	126	126	126	126	126	126	
108	2	108	115	115	126	126	126	126	108	108	108	108	108	108	108	126	126	178	108	108	115	115	115	115	115	115	115	108	108	108	108
178	3	178	108	108	108	108	108	108	126	126	126	126	126	126	2	2	108	178	178	178	178	178	108	108	108	108	115	178	178	178	
101	4	101	126	126	102	102	102	115	115	115	115	115	115	115	2	36	15	115	115	115	108	108	108	178	178	178	178	178	16	16	16
126	5	126	102	102	115	115	115	102	102	102	102	102	102	102	36	15	108	16	16	16	16	16	16	16	16	16	16	16	102	102	
102	6	102	110	110	110	2	2	2	2	2	2	2	2	2	15	108	115	2	2	2	2	2	102	102	102	102	102	102	23	110	
111	7	111	134	134	134	134	134	16	16	16	16	16	16	36	23	115	16	13	13	13	13	102	2	2	2	2	2	23	36	23	
110	8	110	2	2	2	16	16	7	7	7	7	7	7	16	188	71	71	7	7	7	102	13	13	13	13	13	7	36	110	15	
134	9	134	13	16	16	13	7	13	13	13	13	13	13	7	134	16	13	102	102	102	7	7	7	7	7	7	23	7	15	36	
188	10	188	16	13	13	110	13	36	36	36	36	36	36	15	110	13	7	71	36	36	36	36	36	36	36	36	36	110	17	17	
16	11	16	36	36	36	36	36	134	17	17	17	17	17	13	77	7	102	36	23	23	23	23	23	23	23	23	110	2	7	77	
2	12	2	7	7	7	7	17	17	15	15	15	15	15	17	115	102	36	23	17	17	110	110	110	110	110	110	13	15	77	7	
13	13	13	17	17	17	17	15	15	23	23	23	23	23	23	64	35	23	17	15	110	17	17	17	15	15	15	15	17	2		
15	14	15	15	15	15	15	110	110	134	134	134	134	188	188	71	23	17	15	110	15	15	15	15	17	17	17	17	77	13		
36	15	36	23	23	23	23	23	23	110	110	110	188	134	134	16	17	110	110	77	77	77	77	77	77	77	77	77	77	13		
23	16	23	72	72	72	72	77	77	188	188	188	110	110	110	13	110	77	77	134	134	71	64	64	64	64	64	64	64	64		
17	17	17	64	66	77	77	188	188	77	77	77	77	77	77	7	134	134	134	71	71	64	35	35	35	35	35	35	35	35		
77	18	77	66	77	66	66	72	64	64	64	64	64	64	64	102	77	64	64	64	64	35	134	134	134	134	134	134	134			
7	19	7	77	64	188	188	66	66	66	66	66	66	71	71	35	64	35	35	35	35	35	134	188	188	188	188	188	188			
66	20	66	71	188	64	64	64	71	71	71	71	71	66	35	17	66	66	188	188	188	188	72									
64	21	64	188	71	71	71	71	35	35	35	35	35	35	66	66	188	188	66	72	72	72										
35	22	35	35	35	35	35	35	72	72	72	72	72	72	72	72	72	72	72													
71	23	71																													
72	24	72																													





Circuito del Jarama
Campeonato de España de Resistencia y de GT
Carrera 2 Clase 1-GT
Cuentavueltas Gráfico





Circuito del Jarama
Campeonato de España de Resistencia y de GT
Carrera 2 Clase 1-GT
Tiempos Parada en Pit



Nr.	Hora Día	Equipo	Nac	Piloto 1	Nac	Piloto 2	Nac	Vehiculo	Cat	Tiempo Entrada	Parada Nº	Tiempo Pit	Handicap	Penalización
72	16:13:59.051	Alexander Villanueva Ruiz		<u>Alexander Villanueva</u>	ESP	JF Alexander Villanueva Brox	ESP	CUPRA TCR DSG	TCR	9:25.354	1	2:51.763	1:25	
72	16:19:19.991	Alexander Villanueva Ruiz		<u>Alexander Villanueva</u>	ESP	JF Alexander Villanueva Brox	ESP	CUPRA TCR DSG	TCR	14:46.294	2	9:46.974	1:25	
115	16:24:55.304	Pcr Sport		<u>Josep Mayola Comadira</u>	ESP	JF Francesc Gutiérrez Agúí	ESP	Ferrari 458	C1	20:21.607	1	1:50.305	1:45	
66	16:25:02.110	Julio Carayol Casas		Julio Carayol Casas	ESP			CUPRA TCR	TCR	20:28.413	1	3:44.129	1:20	
102	16:25:10.837	Willi Motorsport		David Serban	ROU	Jr.		Audi R8 GT4	C3	20:37.140	1	1:57.850	1:55	
16	16:25:31.989	Tecnicars Racing Team		<u>Evgeni Leonov</u>	ESP	Mikel Azcona Troyas	ESP	Jr. CUPRA TCR DSG	TCR	20:58.292	1	1:26.284	1:25	
7	16:25:35.898	Monlau Competición		<u>Gianluigi Vicinanza</u>	ITA	JF Álex Cosin Camps	ESP	CUPRA TCR	TCR	21:02.201	1	1:27.512	1:25	
13	16:25:36.932	Baporo Motorsport		Amalia Vinyes Dabad	AND	Da		CUPRA TCR DSG	TCR	21:03.235	1	1:22.593	1:20	
17	16:25:42.570	RC2 Junior Team		<u>Raul Martínez Bedmar</u>	ESP	Ruben Martinez Bedmar	ESP	CUPRA TCR	TCR	21:08.873	1	1:51.807	1:50	
108	16:26:00.457	E2P Esc. Española Pilotos		Kosta Kanaroglou	GRC			Mosler MT900	C1	21:26.760	1	1:56.779	1:55	
23	16:27:37.299	RC2 Junior Team		Didac Ros Fernandez	ESP	Jr. <u>José Luís García Molina</u>	ESP	JF CUPRA TCR DSG	TCR	23:03.602	1	1:32.296	1:30	
188	16:27:51.732	NM Racing Team		Maxime Guillemat	ESP	Jr. <u>Jesús A. De Martin</u>	ESP	JF Ginetta G55 GT4	C3	23:18.035	1	6:34.153	1:50	
134	16:27:57.744	Emmanuel Righi		Emmanuel Righi	CHE	<u>Philippe Bonnel</u>	FRA	Maserati Trofeo MC GT4	C3	23:24.047	1	1:30.506	1:20	
110	16:27:59.322	Miguel Fernandez Yuste		Miguel Fernandez Yuste	ESP	<u>José Martínez Bueno</u>	ESP	KTM X-Bow	C2	23:25.625	1	1:31.026	1:30	
77	16:28:00.595	Baporo Motorsport		Alberto Vescovi	ITA	JF <u>Roberto Ferri</u>	ITA	JF CUPRA TCR	TCR	23:26.898	1	1:30.414	1:20	
64	16:28:22.242	Chefo Abella		Pierre Arraou	FRA	JF <u>Samuel Pineda Sanchez</u>	ESP	Peugeot 308 Racing Cup.	D2	23:48.545	1	1:52.577	1:40	
36	16:29:04.803	Pcr Sport		Guillermo Aso Arjol	ESP	<u>Álvaro Fontes Blanco</u>		CUPRA TCR DSG	TCR	24:31.106	1	1:26.696	1:25	
178	16:29:09.068	R. A. C Circuito Guadalupe		Luis López Anós	ESP	JF <u>Alvaro Rodriguez Sastre</u>	ESP	Porsche 911 991 GT3 Cup	C2	24:35.371	1	1:51.558	1:40	
2	16:30:34.465	SMC Junior Motorsport		<u>Gonzalo Martin de</u>	ESP	Enrique Hernando Alonso	ESP	Jr. Peugeot 308 TCR	TCR	26:00.768	1	1:25.977	1:25	
35	16:30:47.297	RC2 Junior Team		Eduardo Lázaro Bercedo	ESP	JF		Seat Leon Supercopa MK2	D2	26:13.600	1	1:30.363	1:30	
72	16:30:51.952	Alexander Villanueva Ruiz		<u>Alexander Villanueva</u>	ESP	JF Alexander Villanueva Brox	ESP	CUPRA TCR DSG	TCR	26:18.255	3	1:38.968	1:25	
15	16:30:55.530	Monlau Competición		Alba Cano Ramirez	ESP	Da		CUPRA TCR DSG	TCR	26:21.833	1	1:56.256	1:55	
126	16:32:45.807	NM Racing Team		Albert Estragues Valencia	ESP	Jr. <u>Ignacio Cabezas Ruiz</u>	ESP	Transam Euro	C2	28:12.110	1	1:23.830	1:20	
71	16:34:00.971	Chefo Sport		<u>Luis F. Pérez</u>	ESP	Nicolas Abella	ESP	Jr. Peugeot 308 Racing Cup.	D2	29:27.274	1	1:48.521	1:20	
66	16:34:23.191	Julio Carayol Casas		Julio Carayol Casas	ESP			CUPRA TCR	TCR	29:49.494	2	1:23.677	1:20	
108	16:36:06.437	E2P Esc. Española Pilotos		Kosta Kanaroglou	GRC			Mosler MT900	C1	31:32.740	2	24.738	1:55	-30.262
134	16:38:50.033	Emmanuel Righi		Emmanuel Righi	CHE	<u>Philippe Bonnel</u>	FRA	Maserati Trofeo MC GT4	C3	34:16.336	2	2:36.027	1:20	
13	16:50:10.041	Baporo Motorsport		Amalia Vinyes Dabad	AND	Da		CUPRA TCR DSG	TCR	45:36.344	2	1:16.120	1:20	-3.880

