

Circuito del Jarama

Campeonato de España de Resistencia y de GT

Entreno Cronometrado Clase 2-3 Piloto 2

Resultados Provisionales

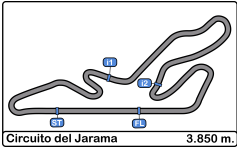


Cls	Nº	Equipo	Nac	Piloto 1	Nac	Piloto 2	Nac	Vehiculo	Cat	Cls	Vtas	V.R.	Tiempo	Dif 1º	Intervalo	Km/h	
1	21	Chefo Sport		Gabriel Alonso Savarino	ESP	JF	Mariano Alonso Gentile	ESP	Peugeot RCZ	D3	1	7	4	1:46.382		130.2	
2	8	VSR Motorsport		Ivan Velasco Sanchez	ESP		Antonio Castillo Navas	ESP	Peugeot RCZ	D3	2	8	3	1:46.396	0.014	0.014	130.2
3	26	E2P Esc. Española Pilotos		Antonio Sainero Infante	ESP	Jr.	Alvaro Bajo Robles	ESP	Peugeot RCZ	D3	3	7	3	1:47.030	0.648	0.634	129.4
4	11	Chefo Sport		Laurent Puitgmal	FRA				Peugeot RCZ	D3	4	7	7	1:47.214	0.832	0.184	129.2
5	31	VSR Motorsport		Javier Aguado Ortega	ESP	Jr.	Antonio Aguado Ortega	ESP	Renault Clio Cup IV	D4	1	5	4	1:48.290	1.908	1.076	127.9
6	24	SMC Junior Motorsport		Rafael Rodríguez Novillo	ESP	JF	José Antonio Rueda	ESP	Renault Clio Cup IV	D4	2	6	5	1:48.291	1.909	0.001	127.9
7	25	Ultima Vuelta		Francisco Perez Sierra	ESP				Peugeot 207 PROTO	D4	3	7	2	1:48.325	1.943	0.034	127.9
8	46	Ultima Vuelta		Hector Hernández Benito	ESP		Borja Hormigos Nicolas	ESP	Mini Challenge	D5	1	6	4	1:48.367	1.985	0.042	127.8
9	33	Chefo Sport		Angel Santos Valle	ESP		Bruno Mendez Lopez	ESP	Renault Clio Cup IV	D4	4	7	2	1:48.492	2.110	0.125	127.7
10	18	CD Plemar Sport		José Luis López Valdivielso	ESP	JF	Alvaro Rodríguez Sastre	ESP	Renault Clio Cup IV	D4	5	6	4	1:48.631	2.249	0.139	127.5
11	55	Motor Club Sabadell		Jose Luis Cejudo Vicente	ESP		Marc Cejudo Barbolla	ESP	Renault Clio Cup IV	D4	6	5	3	1:48.953	2.571	0.322	127.2
12	34	SMC Junior Motorsport		Iñigo Moreno de Cala Correas	ESP				Renault Clio Cup IV	D4	7	7	5	1:48.975	2.593	0.022	127.1
13	27	SMC Junior Motorsport		Moisés Ruiz Medina	ESP		Antonio A. Garcia Delicado	ESP	Peugeot RCZ	D3	5	6	4	1:49.304	2.922	0.329	126.8
14	14	Skualo Competición		Henk Van Zoest	ESP	JF			Renault Clio Cup IV	D4	8	8	8	1:49.439	3.057	0.135	126.6
15	43	Chefo Sport		Ivan Hernandez Gonzalo	ESP	Jr.			Renault Clio Cup IV	D4	9	6	6	1:49.801	3.419	0.362	126.2
16	37	Israel de Ana Morales		Israel de Ana Morales	ESP				Peugeot 207	D5	2	6	4	1:51.216	4.834	1.415	124.6
17	86	Desguaces La Torre		Vicente Gabriel Vallés Piera	ESP	JF			Ford Fiesta 1.6	D5	3	4	4	1:51.288	4.906	0.072	124.5
18	4	Henri Pellefigue		Henri Pellefigue	FRA	JF	Edouard Atkatlian	FRA	Renault Spider	D5	4	8	8	1:51.982	5.600	0.694	123.7
19	20	RC2 Junior Team		Victor Fernandez Gil	ESP		Felipe Fernandez Gil	ESP	Renault Clio Cup IV	D4	10	8	4	1:52.226	5.844	0.244	123.5
20	12	Peña Autocross Arteixo		Juan Campos Toimil	ESP				Renault Clio Cup III	D5	5	6	4	1:53.848	7.466	1.622	121.7
21	95	Lurauto KK		Santiago Arribas Palacios	ESP		Eduardo Alonso de Pablo	ESP	Mini Cooper	O.M.	1	5	4	1:55.616	9.234	1.768	119.8
22	89	Desguaces La Torre		Rubén Sabater Saura	ESP				Ford Fiesta ST Line	O.M.	2	6	5	1:56.512	10.130	0.896	118.9
23	85	Desguaces La Torre		José Antonio Chicoy Madrona	ESP				Ford Fiesta ST Line	O.M.	3	6	4	1:56.615	10.233	0.103	118.8
24	80	CD Plemar Sport		Juan de Dios Gomez Jimenez	ESP				Mini Cooper	O.M.	4	5	3	1:56.665	10.283	0.050	118.8
25	99	CD Plemar Sport		Manolo Escribano	ESP	JF			Mini Cooper	O.M.	5	5	3	1:56.708	10.326	0.043	118.7
26	97	Lurauto KK		Ion Villar Erausquin	ESP		Iñaki Beguiristain Ugarte	ESP	Mini Cooper	O.M.	6	7	4	1:56.745	10.363	0.037	118.7
27	87	Desguaces La Torre		Angel Lafuente Lopez	ESP				Ford Fiesta ST Line	O.M.	7	3	2	1:57.411	11.029	0.666	118.0
28	92	Lurauto KK		Juan Colin Camacho	ESP	JF	Juan I. Eguiara Susaeta	ESP	Mini Cooper	O.M.	8	7	5	1:57.780	11.398	0.369	117.6
29	81	Extremadura Rally Team		Miguel Grande Garcia	ESP	Jr.			Ford Fiesta ST Line	O.M.	9	7	4	1:58.031	11.649	0.251	117.4
30	96	Lurauto KK		Jorge Espinosa Arrizabalaga	ESP	JF	Luis M. Garcia Gonzalez	ESP	Mini Cooper	O.M.	10	7	7	1:58.079	11.697	0.048	117.3
31	82	Motor Club S.R. Pitius		Marcelo Torres Guasch	ESP		Sergio Torres Porras	ESP	Ford Fiesta ST Line	O.M.	11	8	3	1:58.526	12.144	0.447	116.9
32	94	Lurauto KK		Fernando Gomez Blanco	ESP	JF	Carlos de Miguel Egea	ESP	Mini Cooper	O.M.	12	6	2	1:58.559	12.177	0.033	116.9
33	98	Lurauto KK		Roberto Alonso Lopez	ESP		Iker Lujambio Minteguiaga	ESP	Mini Cooper	O.M.	13	7	6	1:58.762	12.380	0.203	116.7
34	93	Lurauto KK		Alberto Canovas Gil	ESP		Mario Herraiz Lopez	ESP	Mini Cooper	O.M.	14	7	7	1:59.837	13.455	1.075	115.6
35	90	Lurauto KK		Rafael Cid Mouteira	ESP		José E. Ruiz Pérez	ESP	Mini Cooper	O.M.	15	7	6	1:59.962	13.580	0.125	115.5
36	91	Lurauto KK		José Manuel Alonso Prieto	ESP	JF	Hector Ares Torron	ESP	Mini Cooper	O.M.	16	7	5	2:01.643	15.261	1.681	113.9

Publicado a las:.....

Comisarios Deportivos:	Director de Carrera:	Cronometrador:
-------------------------------	-----------------------------	-----------------------





Circuito del Jarama

Campeonato de España de Resistencia y de GT

Entreno Cronometrado Clase 2-3 Piloto 2

Resultados Provisionales por categoria

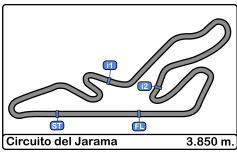


Cls	Nº	Equipo	Nac	Piloto 1	Nac	Piloto 2	Nac	Vehiculo	Cat	Cls	Vtas	V.R.	Tiempo	Dif 1º	Intervalo	Km/h	
D3																	
1	21	Chefo Sport	ESP	Gabriel Alonso Savarino	ESP	JF	<u>Mariano Alonso Gentile</u>	ESP	Peugeot RCZ	D3	1	7	4	1:46.382		130.2	
2	8	VSR Motorsport	ESP	Ivan Velasco Sanchez	ESP		<u>Antonio Castillo Navas</u>	ESP	Peugeot RCZ	D3	2	8	3	1:46.396	0.014	0.014	130.2
3	26	E2P Esc. Española Pilotos	ESP	<u>Antonio Sainero Infante</u>	ESP	Jr.	Alvaro Bajo Robles	ESP	Peugeot RCZ	D3	3	7	3	1:47.030	0.648	0.634	129.4
4	11	Chefo Sport	FRA	Laurent Puitgmal	FRA				Peugeot RCZ	D3	4	7	7	1:47.214	0.832	0.184	129.2
5	27	SMC Junior Motorsport	ESP	Moisés Ruiz Medina	ESP		<u>Antonio A. Garcia Delicado</u>	ESP	Peugeot RCZ	D3	5	6	4	1:49.304	2.922	2.090	126.8
D4																	
1	31	VSR Motorsport	ESP	Javier Aguado Ortega	ESP	Jr.	<u>Antonio Aguado Ortega</u>	ESP	Renault Clio Cup IV	D4	1	5	4	1:48.290		127.9	
2	24	SMC Junior Motorsport	ESP	<u>Rafael Rodríguez Novillo</u>	ESP	JF	José Antonio Rueda	ESP	Renault Clio Cup IV	D4	2	6	5	1:48.291	0.001	0.001	127.9
3	25	Ultima Vuelta	ESP	Francisco Perez Sierra	ESP				Peugeot 207 PROTO	D4	3	7	2	1:48.325	0.035	0.034	127.9
4	33	Chefo Sport	ESP	Angel Santos Valle	ESP		<u>Bruno Mendez Lopez</u>	ESP	Renault Clio Cup IV	D4	4	7	2	1:48.492	0.202	0.167	127.7
5	18	CD Plemar Sport	ESP	José Luis López Valdivielso	ESP	JF	<u>Alvaro Rodríguez Sastre</u>	ESP	Renault Clio Cup IV	D4	5	6	4	1:48.631	0.341	0.139	127.5
6	55	Motor Club Sabadell	ESP	Jose Luis Cejudo Vicente	ESP		<u>Marc Cejudo Barbolla</u>	ESP	Renault Clio Cup IV	D4	6	5	3	1:48.953	0.663	0.322	127.2
7	34	SMC Junior Motorsport	ESP	Iñigo Moreno de Cala Corre	ESP				Renault Clio Cup IV	D4	7	7	5	1:48.975	0.685	0.022	127.1
8	14	Skualo Competición	ESP	Henk Van Zoest	ESP	JF			Renault Clio Cup IV	D4	8	8	8	1:49.439	1.149	0.464	126.6
9	43	Chefo Sport	ESP	Ivan Hernandez Gonzalo	ESP	Jr.			Renault Clio Cup IV	D4	9	6	6	1:49.801	1.511	0.362	126.2
10	20	RC2 Junior Team	ESP	<u>Victor Fernandez Gil</u>	ESP		Felipe Fernandez Gil	ESP	Renault Clio Cup IV	D4	10	8	4	1:52.226	3.936	2.425	123.5
D5																	
1	46	Ultima Vuelta	ESP	Hector Hernández Benito	ESP		<u>Borja Hormigos Nicolas</u>	ESP	Mini Challenge	D5	1	6	4	1:48.367		127.8	
2	37	Israel de Ana Morales	ESP	Israel de Ana Morales	ESP				Peugeot 207	D5	2	6	4	1:51.216	2.849	2.849	124.6
3	86	Desguaces La Torre	ESP	Vicente Gabriel Vallés Piera	ESP	JF			Ford Fiesta 1.6	D5	3	4	4	1:51.288	2.921	0.072	124.5
4	4	Henri Pellefigue	FRA	Henri Pellefigue	FRA	JF	<u>Edouard Atkatlian</u>	FRA	Renault Spider	D5	4	8	8	1:51.982	3.615	0.694	123.7
5	12	Peña Autocross Arteixo	ESP	Juan Campos Toimil	ESP				Renault Clio Cup III	D5	5	6	4	1:53.848	5.481	1.866	121.7
O.M.																	
1	95	Lurauto KK	ESP	Santiago Arribas Palacios	ESP		<u>Eduardo Alonso de Pablo</u>	ESP	Mini Cooper	O.M.	1	5	4	1:55.616		119.8	
2	89	Desguaces La Torre	ESP	Rubén Sabater Saura	ESP				Ford Fiesta ST Line	O.M.	2	6	5	1:56.512	0.896	0.896	118.9
3	85	Desguaces La Torre	ESP	José Antonio Chicoy Madron	ESP				Ford Fiesta ST Line	O.M.	3	6	4	1:56.615	0.999	0.103	118.8
4	80	CD Plemar Sport	ESP	Juan de Dios Gomez Jimen	ESP				Mini Cooper	O.M.	4	5	3	1:56.665	1.049	0.050	118.8
5	99	CD Plemar Sport	ESP	Manolo Escribano	ESP	JF			Mini Cooper	O.M.	5	5	3	1:56.708	1.092	0.043	118.7
6	97	Lurauto KK	ESP	<u>Ion Villar Erasquin</u>	ESP		Iñaki Beguiristain Ugarte	ESP	Mini Cooper	O.M.	6	7	4	1:56.745	1.129	0.037	118.7
7	87	Desguaces La Torre	ESP	Angel Lafuente Lopez	ESP				Ford Fiesta ST Line	O.M.	7	3	2	1:57.411	1.795	0.666	118.0
8	92	Lurauto KK	ESP	<u>Juan Colín Camacho</u>	ESP	JF	Juan I. Eguiara Susaeta	ESP	Mini Cooper	O.M.	8	7	5	1:57.780	2.164	0.369	117.6
9	81	Extremadura Rally Team	ESP	Miguel Grande Garcia	ESP	Jr.			Ford Fiesta ST Line	O.M.	9	7	4	1:58.031	2.415	0.251	117.4
10	96	Lurauto KK	ESP	Jorge Espinosa Arrizabalaga	ESP	JF	<u>Luis M. Garcia Gonzalez</u>	ESP	Mini Cooper	O.M.	10	7	7	1:58.079	2.463	0.048	117.3
11	82	Motor Club S.R. Pitius	ESP	<u>Marcelo Torres Guasch</u>	ESP		Sergio Torres Porras	ESP	Ford Fiesta ST Line	O.M.	11	8	3	1:58.526	2.910	0.447	116.9
12	94	Lurauto KK	ESP	Fernando Gomez Blanco	ESP	JF	<u>Carlos de Miguel Egea</u>	ESP	Mini Cooper	O.M.	12	6	2	1:58.559	2.943	0.033	116.9

Publicado a las:.....

Comisarios Deportivos:	Director de Carrera:	Cronometrador:
-------------------------------	-----------------------------	-----------------------





Circuito del Jarama

Campeonato de España de Resistencia y de GT


Entreno Cronometrado Clase 2-3 Piloto 2

Resultados Provisionales por categoria

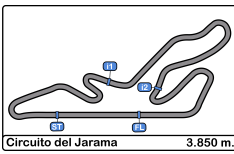


Cls	Nº	Equipo	Nac	Piloto 1	Nac	Piloto 2	Nac	Vehiculo	Cat	Cls	Vtas	V.R.	Tiempo	Dif 1º	Intervalo	Km/h
13	98	Lurauto KK	ESP	<u>Roberto Alonso Lopez</u>	ESP	Iker Lujambio Minteguiaga	ESP	Mini Cooper	O.M.	13	7	6	1:58.762	3.146	0.203	116.7
14	93	Lurauto KK	ESP	Alberto Canovas Gil	ESP	<u>Mario Herraiz Lopez</u>	ESP	Mini Cooper	O.M.	14	7	7	1:59.837	4.221	1.075	115.6
15	90	Lurauto KK	ESP	Rafael Cid Mouteira	ESP	<u>José E. Ruiz Pérez</u>	ESP	Mini Cooper	O.M.	15	7	6	1:59.962	4.346	0.125	115.5
16	91	Lurauto KK	ESP	José Manuel Alonso Prieto	ESP	JF <u>Hector Ares Torron</u>	ESP	Mini Cooper	O.M.	16	7	5	2:01.643	6.027	1.681	113.9

Publicado a las:.....

Comisarios Deportivos:	Director de Carrera:	Cronometrador: 
------------------------	----------------------	--





Circuito del Jarama

Campeonato de España de Resistencia y de GT


Entreno Cronometrado Clase 2-3 Piloto 2

Resultados Provisionales por categoria

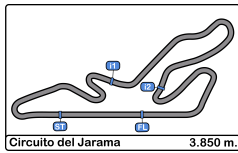


Cls	Nº	Equipo	Nac	Piloto 1	Nac	Piloto 2	Nac	Vehiculo	Cat	Cls	Vtas	V.R.	Tiempo	Dif 1º	Intervalo	Km/h	
PAGID Clio																	
1	31	VSR Motorsport	ESP	Javier Aguado Ortega	ESP	<u>Antonio Aguado Ortega</u>	ESP	Renault Clio Cup IV	D4	1	5	4	1:48.290			127.9	
2	33	Chefo Sport	ESP	Angel Santos Valle	ESP	<u>Bruno Mendez Lopez</u>	ESP	Renault Clio Cup IV	D4	4	7	2	1:48.492	0.202	0.202	127.7	
3	18	CD Plemar Sport	ESP	José Luis López Valdivielso	ESP	Gold <u>Alvaro Rodriguez Sastre</u>	ESP	Renault Clio Cup IV	D4	5	6	4	1:48.631	0.341	0.139	127.5	
4	55	Motor Club Sabadell	ESP	Jose Luis Cejudo Vicente	ESP	<u>Marc Cejudo Barbolla</u>	ESP	Renault Clio Cup IV	D4	6	5	3	1:48.953	0.663	0.322	127.2	
5	14	Skualo Competición	ESP	Henk Van Zoest	ESP	Gold		Renault Clio Cup IV	D4	8	8	8	1:49.439	1.149	0.486	126.6	
6	43	Chefo Sport	ESP	Ivan Hernandez Gonzalo	ESP			Renault Clio Cup IV	D4	9	6	6	1:49.801	1.511	0.362	126.2	
7	20	RC2 Junior Team	ESP	<u>Victor Fernandez Gil</u>	ESP	Felipe Fernandez Gil	ESP	Renault Clio Cup IV	D4	10	8	4	1:52.226	3.936	2.425	123.5	
MICHELIN																	
1	95	Lurauto KK	ESP	Santiago Arribas Palacios	ESP	<u>Eduardo Alonso de Pablo</u>	ESP	Mini Cooper	O.M.	1	5	4	1:55.616			119.8	
2	80	CD Plemar Sport	ESP	Juan de Dios Gomez Jimen	ESP			Mini Cooper	O.M.	4	5	3	1:56.665	1.049	1.049	118.8	
3	99	CD Plemar Sport	ESP	Manolo Escribano	ESP	Gold		Mini Cooper	O.M.	5	5	3	1:56.708	1.092	0.043	118.7	
4	97	Lurauto KK	ESP	<u>Ion Villar Erausquin</u>	ESP	Iñaki Beguiristain Ugarte	ESP	Mini Cooper	O.M.	6	7	4	1:56.745	1.129	0.037	118.7	
5	92	Lurauto KK	ESP	<u>Juan Colin Camacho</u>	ESP	Gold	Juan I. Eguiara Susaeta	ESP	Gold	O.M.	8	7	5	1:57.780	2.164	1.035	117.6
6	96	Lurauto KK	ESP	Jorge Espinosa Arrizabalaga	ESP	Gold	<u>Luis M. Garcia Gonzalez</u>	ESP	Mini Cooper	O.M.	10	7	7	1:58.079	2.463	0.299	117.3
7	94	Lurauto KK	ESP	Fernando Gomez Blanco	ESP	Gold	<u>Carlos de Miguel Egea</u>	ESP	Gold	O.M.	12	6	2	1:58.559	2.943	0.480	116.9
8	98	Lurauto KK	ESP	<u>Roberto Alonso Lopez</u>	ESP	Iker Lujambio Minteguiaga	ESP	Mini Cooper	O.M.	13	7	6	1:58.762	3.146	0.203	116.7	
9	93	Lurauto KK	ESP	Alberto Canovas Gil	ESP	<u>Mario Herraiz Lopez</u>	ESP	Mini Cooper	O.M.	14	7	7	1:59.837	4.221	1.075	115.6	
10	90	Lurauto KK	ESP	Rafael Cid Mouteira	ESP	<u>José E. Ruiz Pérez</u>	ESP	Mini Cooper	O.M.	15	7	6	1:59.962	4.346	0.125	115.5	
11	91	Lurauto KK	ESP	José Manuel Alonso Prieto	ESP	Gold	<u>Hector Ares Torron</u>	ESP	Mini Cooper	O.M.	16	7	5	2:01.643	6.027	1.681	113.9
Pura Pasión																	
1	89	Desguaces La Torre	ESP	Rubén Sabater Saura	ESP			Ford Fiesta ST Line	O.M.	2	6	5	1:56.512			118.9	
2	85	Desguaces La Torre	ESP	José Antonio Chicoy Madron	ESP			Ford Fiesta ST Line	O.M.	3	6	4	1:56.615	0.103	0.103	118.8	
3	87	Desguaces La Torre	ESP	Angel Lafuente Lopez	ESP			Ford Fiesta ST Line	O.M.	7	3	2	1:57.411	0.899	0.796	118.0	
4	81	Extremadura Rally Team	ESP	Miguel Grande Garcia	ESP			Ford Fiesta ST Line	O.M.	9	7	4	1:58.031	1.519	0.620	117.4	
5	82	Motor Club S.R. Pitius	ESP	<u>Marcelo Torres Guasch</u>	ESP	Sergio Torres Porras	ESP	Ford Fiesta ST Line	O.M.	11	8	3	1:58.526	2.014	0.495	116.9	

Publicado a las:.....

Comisarios Deportivos:	Director de Carrera:	Cronometrador: 
-------------------------------	-----------------------------	---





Circuito del Jarama
Campeonato de España de Resistencia y de GT
Entreno Cronometrado Clase 2-3 Piloto 2
Tiempos Por Vuelta



4							14						
D5							D4						
Vta	D	Tiempo	Sector 1	Sector 2	Sector 3	V. Max	Vta	D	Tiempo	Sector 1	Sector 2	Sector 3	V. Max
1	2	15:47:50.351	15:46:38.728	39.511	32.112	99.7	1	15:47:30.493	15:46:22.775	37.116	30.602	94.3	
2	2	1:52.673	43.055	38.055	31.563	186.5	2	1:51.943	41.850	39.058	31.035	204.9	
3	2	1:53.598	43.866	38.164	31.568	189.8	3	1:49.595	41.918	36.964	30.713	207.6	
4	2	1:52.864	43.197	38.026	31.641	189.1	4	1:49.480	42.300	36.550	30.630	206.5	
5	2	1:53.899	43.088	37.976	32.835	192.1	5	1:49.636	42.116	36.822	30.698	207.6	
6	2	1:52.465	43.340	37.482	31.643	190.1	6	1:54.269	42.250	39.309	32.710	206.1	
7	2	1:55.384	42.745	40.021	32.618	190.1	7	1:50.842	42.438	36.931	31.473	202.2	
8	2	1:51.982	42.887	37.617	31.478	192.8	8	1:49.439	42.043	36.607	30.789	206.1	
9	2		53.628	52.796		153.4	9		56.124	45.638		166.6	

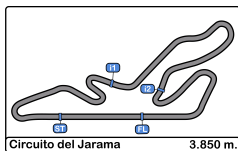
8							18						
D3							D4						
Vta	D	Tiempo	Sector 1	Sector 2	Sector 3	V. Max	Vta	D	Tiempo	Sector 1	Sector 2	Sector 3	V. Max
1	2	15:48:54.501	15:47:45.926	37.828	30.747	91.1	1	2	15:48:32.767	15:47:23.981	37.365	31.421	84.1
2	2	1:47.900	41.823	36.063	30.014	208.0	2	2	1:49.316	42.245	36.417	30.654	201.8
3	2	1:46.396	40.988	35.489	29.919	211.7	3	2	1:48.886	41.902	36.379	30.605	203.3
4	2	1:46.482	41.028	35.605	29.849	214.2	4	2	1:48.631	41.813	36.205	30.613	202.6
5	2	1:46.811	41.376	35.480	29.955	208.4	5	2	1:48.996	41.864	36.245	30.887	203.0
6	2	1:46.883	40.995	35.719	30.169	212.1	6	2	2:10.915	46.634	52.212	32.069	203.3
7	2	1:50.700	43.561	37.059	30.080	192.1	7	2		41.778	36.375		203.3
8	2	1:47.527	41.026	35.535	30.966	210.5							
9	2		49.184	43.289		154.9							

11							20						
D3							D4						
Vta	D	Tiempo	Sector 1	Sector 2	Sector 3	V. Max	Vta	D	Tiempo	Sector 1	Sector 2	Sector 3	V. Max
1	2	15:47:40.630	15:46:29.857	36.897	33.876	99.1	1	1	15:48:08.849	15:46:54.095	41.796	32.958	96.7
2	2	1:48.568	41.198	37.357	30.013	205.7	2	1	1:55.099	44.073	39.221	31.805	196.3
3	2	1:47.227	40.906	35.829	30.492	211.3	3	1	1:53.129	43.210	38.151	31.768	199.2
4	2	1:47.295	41.096	35.889	30.310	212.1	4	1	1:52.226	43.120	37.792	31.314	199.2
5	2	2:04.876 P	43.607	41.455	39.814	194.9	5	1	1:53.481	42.962	38.358	32.161	200.0
6	2	3:06.110	1:53.065	37.282	35.763	105.7	6	1	1:52.941	43.093	37.854	31.994	197.0
7	2	1:47.214	41.243	35.807	30.164	207.6	7	1	1:52.463	42.446	37.691	32.326	200.3
8	2		44.184	42.775		186.8	8	1	1:53.538	43.508	38.153	31.877	192.8
							9	1		54.513	49.288		177.0

12							21						
D5							D3						
Vta	D	Tiempo	Sector 1	Sector 2	Sector 3	V. Max	Vta	D	Tiempo	Sector 1	Sector 2	Sector 3	V. Max
1	2	15:47:47.046	15:46:35.589	39.040	32.417	92.2	1	2	15:47:23.203	15:46:14.426	37.327	31.450	97.4
2	2	1:55.225	44.409	38.705	32.111	185.2	2	2	1:47.083	41.400	35.708	29.975	206.8
3	2	1:56.800	44.240	39.498	33.062	193.8	3	2	1:46.985	40.936	35.934	30.115	208.8
4	2	1:53.848	43.286	38.418	32.144	192.8	4	2	1:46.382	40.894	35.645	29.843	210.1
5	2	2:14.577	52.055	47.912	34.610	173.9	5	2	2:01.751	47.423	43.143	31.185	164.3
6	2	1:55.104	43.702	39.046	32.356	192.8	6	2	2:00.732	42.756	42.748	35.228	208.8
7	2		44.489	50.133		190.8	7	2	2:07.353	53.395	42.773	31.185	140.0
							8	2		41.295	35.526		206.5

24						
D4						
Vta	D	Tiempo	Sector 1	Sector 2	Sector 3	V. Max
1	1	15:50:44.442	15:49:34.663	38.552	31.227	95.8
2	1	1:49.685	42.103	36.714	30.868	201.8
3	1	1:48.347	41.706	36.353	30.288	203.0
4	1	2:24.597	50.638	48.898	45.061	185.5
5	1	1:48.291	41.595	36.359	30.337	204.5
6	1	1:48.369	41.581	36.266	30.522	194.9
7	1		58.231	57.637		171.9





Circuito del Jarama
Campeonato de España de Resistencia y de GT
Entreno Cronometrado Clase 2-3 Piloto 2
Tiempos Por Vuelta



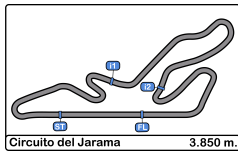
25							34								
D4		1 Francisco Perez Sierra Peugeot 207 PROTO					D4		1 Iñigo Moreno de Cala Correas Renault Clio Cup IV						
D4		2 Ultima Vuelta					D4		2 SMC Junior Motorsport						
Vta	D	Tiempo	Sector 1	Sector 2	Sector 3	V. Max	Transcurrid	Vta	D	Tiempo	Sector 1	Sector 2	Sector 3	V. Max	Transcurrid
1		15:48:28.606	15:47:03.012	54.531	31.063	62.5	15:48:28.606	1		15:49:56.763	15:48:43.933	40.959	31.871	100.3	15:49:56.763
2		1:48.325	41.742	36.357	30.226	205.7	15:50:16.931	2		1:49.846	41.775	37.213	30.858	204.5	15:51:46.609
3		1:50.386	42.478	37.693	30.215	205.3	15:52:07.317	3		1:50.014	42.239	37.049	30.726	201.4	15:53:36.623
4		1:48.437	41.517	36.539	30.381	206.8	15:53:55.754	4		1:51.679	42.081	38.882	30.716	206.5	15:55:28.302
5		1:49.178		2:25.771	30.327	208.4	15:55:44.932	5		1:48.975	41.733	36.540	30.702	208.0	15:57:17.277
6		1:49.738	42.550	36.644	30.544	210.5	15:57:34.670	6		1:53.555	41.964	37.812	33.779	207.6	15:59:10.832
7		1:49.968		2:25.270	31.886	203.7	15:59:24.638	7		1:49.503	42.328	36.580	30.595	200.7	16:01:00.335
8			42.637	48.080		186.8		8			51.935	52.922		153.8	

26							37								
D3		1 Antonio Sainero Infante Peugeot RCZ					D5		1 Israel de Ana Morales Peugeot 207						
D3		2 Alvaro Bajo Robles E2P Esc. Española Pilotos					D5		2 Israel de Ana Morales						
Vta	D	Tiempo	Sector 1	Sector 2	Sector 3	V. Max	Transcurrid	Vta	D	Tiempo	Sector 1	Sector 2	Sector 3	V. Max	Transcurrid
1	1	15:48:12.545	15:47:04.266	37.677	30.602	108.3	15:48:12.545	1	1	15:48:37.522	15:47:25.942	40.044	31.536	82.1	15:48:37.522
2	1	1:47.513	41.189	36.122	30.202	203.0	15:50:00.058	2	1	1:53.381	43.769	38.270	31.342	200.3	15:50:30.903
3	1	1:47.030	41.165	35.776	30.089	201.8	15:51:47.088	3	1	1:51.504	42.875	37.692	30.937	208.0	15:52:22.407
4	1	1:50.643	42.174	38.179	30.290	195.6	15:53:37.731	4		1:51.216	42.896	37.348	30.972	204.9	15:54:13.623
5	1	1:49.029	41.018	37.578	30.433	214.7	15:55:26.760	5	1	1:51.676	42.826	37.431	31.419	205.7	15:56:05.299
6	1	1:48.009	41.726	36.093	30.190	207.2	15:57:14.769	6		2:45.619 P	53.788	55.376	56.455	202.6	15:58:50.918
7	1	1:49.932	41.354	37.103	31.475	210.9	15:59:04.701								
8	1		40.984	36.575		208.0									

27							43								
D3		1 Moisés Ruiz Medina Peugeot RCZ					D4		1 Ivan Hernandez Gonzalo Renault Clio Cup IV						
D3		2 Antonio A. Garcia Delicado SMC Junior Motorsport					D4		2 Chefo Sport						
Vta	D	Tiempo	Sector 1	Sector 2	Sector 3	V. Max	Transcurrid	Vta	D	Tiempo	Sector 1	Sector 2	Sector 3	V. Max	Transcurrid
1	2	15:48:55.963	15:47:46.503	38.507	30.953	98.4	15:48:55.963	1	1	15:51:00.947	15:49:50.313	39.080	31.554	106.5	15:51:00.947
2	2	1:50.582	42.630	37.085	30.867	205.7	15:50:46.545	2		2:04.902	47.437	44.051	33.414	200.7	15:53:05.849
3	2	1:50.687	41.948	37.036	31.703	206.1	15:52:37.232	3		1:52.073	42.886	37.997	31.190	203.3	15:54:57.922
4	2	1:49.304	41.994	36.864	30.446	199.2	15:54:26.536	4		1:53.058	42.570	39.037	31.451	207.6	15:56:50.980
5	2	2:40.146	1:25.125	41.286	33.735	194.5	15:57:06.682	5		1:53.580	42.493	39.329	31.758	205.3	15:58:44.560
6	2	2:03.842	48.468	41.279	34.095	187.5	15:59:10.524	6		1:49.801	42.252	36.802	30.747	204.1	16:00:34.361
7	2		41.853			201.1		7			54.420	52.298		146.1	

31							46								
D4		1 Javier Aguado Ortega Renault Clio Cup IV					D5		1 Hector Hernández Benito Mini Challenge						
D4		2 Antonio Aguado Ortega VSR Motorsport					D5		2 Borja Hormigos Nicolas Ultima Vuelta						
Vta	D	Tiempo	Sector 1	Sector 2	Sector 3	V. Max	Transcurrid	Vta	D	Tiempo	Sector 1	Sector 2	Sector 3	V. Max	Transcurrid
1	2	15:47:25.604	15:45:59.021	51.599	34.984	81.3	15:47:25.604	1	2	15:47:32.809	15:46:21.454	39.970	31.385	95.4	15:47:32.809
2	2	1:54.372	43.684	40.128	30.560	183.9	15:49:19.976	2	2	1:49.863	42.198	36.829	30.836	203.7	15:49:22.672
3	2	1:48.687	41.542	36.767	30.378	204.1	15:51:08.663	3	2	1:50.759	42.171	37.713	30.875	203.7	15:51:13.431
4	2	1:48.290	41.401	36.495	30.394	204.5	15:52:56.953	4	2	1:48.367	41.674	36.368	30.325	208.8	15:53:01.798
5	2	1:52.526	42.219	39.708	30.599	204.5	15:54:49.479	5	2	1:54.743	46.494	37.987	30.262	179.1	15:54:56.541
6	2		45.261	44.338		203.7		6	2	1:52.220	43.063	38.503	30.654	209.7	15:56:48.761
								7	2		41.895	37.699		208.0	

33							55								
D4		1 Angel Santos Valle Renault Clio Cup IV					D4		1 Jose Luis Cejudo Vicente Renault Clio Cup IV						
D4		2 Bruno Mendez Lopez Chefo Sport					D4		2 Marc Cejudo Barbolla Motor Club Sabadell						
Vta	D	Tiempo	Sector 1	Sector 2	Sector 3	V. Max	Transcurrid	Vta	D	Tiempo	Sector 1	Sector 2	Sector 3	V. Max	Transcurrid
1	2	15:47:24.629	15:46:13.233	38.576	32.820	98.5	15:47:24.629	1	2	15:47:26.499	15:45:59.746	51.817	34.936	73.2	15:47:26.499
2	2	1:48.492	41.615	36.522	30.355	204.1	15:49:13.121	2	2	1:55.134	43.626	40.645	30.863	181.8	15:49:21.633
3	2	1:48.951	41.630	36.812	30.509	206.1	15:51:02.072	3	2	1:48.953	41.825	36.582	30.546	205.7	15:51:10.586
4	2	1:56.649	41.916	39.496	35.237	206.8	15:52:58.721	4	2	1:49.502	41.437	37.097	30.968	205.7	15:53:00.088
5	2	2:18.227	55.437	52.016	30.774	182.7	15:55:16.948	5	2	1:54.332	42.240	40.089	32.003	208.0	15:54:54.420
6	2	1:49.726	41.678	36.379	31.669	203.3	15:57:06.674	6	2		43.026	44.724		204.1	
7	2	2:11.988 P	47.842	41.180	42.966	188.1	15:59:18.662								



Circuito del Jarama
Campeonato de España de Resistencia y de GT
Entreno Cronometrado Clase 2-3 Piloto 2
Tiempos Por Vuelta



80	1	Juan de Dios Gomez Jimenez	Mini Cooper				
O.M.	2		CD Plemar Sport				
Vta	D	Tiempo	Sector 1	Sector 2	Sector 3	V. Max	Transcurrid
1		15:51:10.462	15:49:57.765	39.536	33.161	94.7	15:51:10.462
2		1:57.720	45.280	39.637	32.803	192.8	15:53:08.182
3		1:56.665	44.258	39.420	32.987	192.1	15:55:04.847
4		1:57.285	45.359	39.171	32.755	192.8	15:57:02.132
5		2:05.773 P	44.776	39.258	41.739	189.1	15:59:07.905

89	1	Rubén Sabater Saura	Ford Fiesta ST Line				
O.M.	2		Desguaces La Torre				
Vta	D	Tiempo	Sector 1	Sector 2	Sector 3	V. Max	Transcurrid
1		15:48:22.042	15:46:53.545	50.010	38.487	81.8	15:48:22.042
2		1:59.554	44.263	42.356	32.935	182.7	15:50:21.596
3		1:56.793	44.502	39.610	32.681	183.9	15:52:18.389
4		2:00.120	44.204	40.488	35.428	183.9	15:54:18.509
5		1:56.512	44.177	39.616	32.719	184.6	15:56:15.021
6		2:09.208 P	44.751	42.678	41.779	183.0	15:58:24.229

81	1	Miguel Grande Garcia	Ford Fiesta ST Line				
O.M.	2		Extremadura Rally Team				
Vta	D	Tiempo	Sector 1	Sector 2	Sector 3	V. Max	Transcurrid
1		15:49:01.766	15:47:48.152	40.187	33.427	88.8	15:49:01.766
2		1:59.239	45.712	40.421	33.106	180.3	15:51:01.005
3		2:05.401	45.411	40.721	39.269	184.3	15:53:06.406
4		1:58.031	44.687	40.194	33.150	181.8	15:55:04.437
5		1:58.903	45.383	40.279	33.241	182.4	15:57:03.340
6		1:58.323	45.051	40.159	33.113	182.1	15:59:01.663
7		1:58.632	44.960	40.394	33.278	180.3	16:01:00.295
8			54.739	51.235		134.6	

90	1	Rafael Cid Mouteira	Mini Cooper				
O.M.	2	José E. Ruiz Pérez	Lurauto KK				
Vta	D	Tiempo	Sector 1	Sector 2	Sector 3	V. Max	Transcurrid
1	2	15:49:16.653	15:47:58.915	42.366	35.372	88.5	15:49:16.653
2	2	2:02.988	46.899	41.392	34.697	190.8	15:51:19.641
3	2	2:01.370	45.772	41.194	34.404	190.8	15:53:21.011
4	2	2:02.185	45.537	41.473	35.175	191.1	15:55:23.196
5	2	2:04.352	48.341	41.665	34.346	181.5	15:57:27.548
6	2	1:59.962	45.638	40.394	33.930	190.8	15:59:27.510
7	2	2:03.545	47.532	41.175	34.838	190.1	16:01:31.055
8	2		50.363	46.952		143.8	

82	1	Marcelo Torres Guasch	Ford Fiesta ST Line				
O.M.	2	Sergio Torres Porras	Motor Club S.R. Pitius				
Vta	D	Tiempo	Sector 1	Sector 2	Sector 3	V. Max	Transcurrid
1	1	15:47:45.885	15:46:31.560	40.168	34.157	95.0	15:47:45.885
2	1	1:59.616	45.030	40.942	33.644	182.4	15:49:45.501
3	1	1:58.526	44.899	40.322	33.305	183.9	15:51:44.027
4	1	1:59.037	44.877	40.609	33.551	184.3	15:53:43.064
5	1	1:59.124	45.135	40.425	33.564	183.3	15:55:42.188
6	1	1:59.317	45.081	40.189	34.047	184.3	15:57:41.505
7	1	1:59.704	45.318	40.616	33.770	182.1	15:59:41.209
8	1	1:58.779	45.230	40.129	33.420	180.9	16:01:39.988
9	1		46.133	43.162		180.3	

91	1	José Manuel Alonso Prieto	Mini Cooper				
O.M.	2	Hector Ares Torron	Lurauto KK				
Vta	D	Tiempo	Sector 1	Sector 2	Sector 3	V. Max	Transcurrid
1	2	15:49:40.405	15:48:25.068	41.204	34.133	86.1	15:49:40.405
2	2	2:04.653	47.738	40.326	36.589	186.8	15:51:45.058
3	2	2:01.962	47.919	39.684	34.359	181.2	15:53:47.020
4	2	2:03.045	47.830	40.540	34.675	184.9	15:55:50.065
5	2	2:01.643	46.690	40.665	34.288	183.0	15:57:51.708
6	2	2:08.155	46.007	41.611	40.537	188.1	15:59:59.863
7	2	2:06.553	48.464	42.864	35.225	174.7	16:02:06.416
8	2		52.141	45.638		128.5	

85	1	José Antonio Chicoy Madrona	Ford Fiesta ST Line				
O.M.	2		Desguaces La Torre				
Vta	D	Tiempo	Sector 1	Sector 2	Sector 3	V. Max	Transcurrid
1		15:48:23.237	15:46:56.758	48.612	37.867	73.5	15:48:23.237
2		1:56.855	44.573	39.776	32.506	184.6	15:50:20.092
3		1:56.820	44.517	39.623	32.680	184.6	15:52:16.912
4		1:56.615	44.421	39.577	32.617	183.6	15:54:13.527
5		1:56.958	44.612	39.546	32.800	185.2	15:56:10.485
6		1:56.970	44.524	39.688	32.758	184.6	15:58:07.455
7			51.284	51.007		142.2	

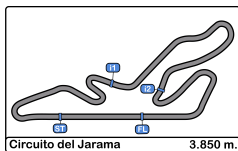
92	1	Juan Colin Camacho	Mini Cooper				
O.M.	2	Juan I. Eguiaara Susaeta	Lurauto KK				
Vta	D	Tiempo	Sector 1	Sector 2	Sector 3	V. Max	Transcurrid
1	1	15:49:35.527	15:48:21.681	40.180	33.666	89.4	15:49:35.527
2	1	1:58.838	45.483	39.916	33.439	190.1	15:51:34.365
3	1	1:58.235	45.279	39.822	33.134	190.8	15:53:32.600
4	1	1:58.929	45.478	40.125	33.326	188.1	15:55:31.529
5	1	1:57.780	44.741	39.750	33.289	192.1	15:57:29.309
6	1	1:59.109	45.230	39.933	33.946	191.8	15:59:28.418
7	1	1:58.663	45.433	40.072	33.158	188.4	16:01:27.081
8	1		50.182	48.920		148.5	

86	1	Vicente Gabriel Vallés Piera	Ford Fiesta 1.6				
D5	2		Desguaces La Torre				
Vta	D	Tiempo	Sector 1	Sector 2	Sector 3	V. Max	Transcurrid
1		15:52:25.056	15:51:10.221	42.070	32.765	83.6	15:52:25.056
2		1:51.901	43.180	37.683	31.038	206.1	15:54:16.957
3		1:52.298	43.032	38.197	31.069	204.9	15:56:09.255
4		1:51.288	42.917	37.444	30.927	206.1	15:58:00.543
5			42.727	37.257		201.1	

93	1	Alberto Canovas Gil	Mini Cooper				
O.M.	2	Mario Herraiz Lopez	Lurauto KK				
Vta	D	Tiempo	Sector 1	Sector 2	Sector 3	V. Max	Transcurrid
1	2	15:49:36.311	15:48:18.072	42.690	35.549	94.4	15:49:36.311
2	2	2:02.724	46.591	41.044	35.089	182.4	15:51:39.035
3	2	2:01.747	46.292	41.471	33.984	178.2	15:53:40.782
4	2	2:03.174	46.520	41.899	34.755	188.1	15:55:43.956
5	2	2:00.739	46.154	41.144	33.441	183.0	15:57:44.695
6	2	2:00.404	45.127	41.349	33.928	189.1	15:59:45.099
7	2	1:59.837	45.190	40.262	34.385	186.5	16:01:44.936
8	2		45.105	40.456		183.9	

87	1	Angel Lafuente Lopez	Ford Fiesta ST Line				
O.M.	2		Desguaces La Torre				
Vta	D	Tiempo	Sector 1	Sector 2	Sector 3	V. Max	Transcurrid
1		15:47:53.032	15:46:40.164	39.887	32.981	94.4	15:47:53.032
2		1:57.411	44.639	39.767	33.005	183.6	15:49:50.443
3		2:11.503 P	44.678	44.506	42.319	183.3	15:52:01.946





Circuito del Jarama
Campeonato de España de Resistencia y de GT
Entreno Cronometrado Clase 2-3 Piloto 2
Tiempos Por Vuelta



94	1 Fernando Gomez Blanco	Mini Cooper	99	1 Manolo Escribano	Mini Cooper
O.M.	2 Carlos de Miguel Egea	Lurauto KK	O.M.	2	CD Plemar Sport

Vta	D	Tiempo	Sector 1	Sector 2	Sector 3	V. Max	Transcurrid	Vta	D	Tiempo	Sector 1	Sector 2	Sector 3	V. Max	Transcurrid
1	2	15:50:52.831	15:49:36.394	42.910	33.527	87.5	15:50:52.831	1	2	15:51:16.712	15:49:59.432	42.086	35.194	95.1	15:51:16.712
2	2	1:58.559	45.127	39.977	33.455	186.8	15:52:51.390	2	2	1:58.003	45.181	39.821	33.001	188.1	15:53:14.715
3	2	2:00.005	45.121	39.856	35.028	188.1	15:54:51.395	3	2	1:56.708	44.706	39.268	32.734	188.4	15:55:11.423
4	2	1:59.324	45.665	40.589	33.070	187.5	15:56:50.719	4	2	2:00.964	44.945	43.112	32.907	188.1	15:57:12.387
5	2	1:58.912	45.564	40.050	33.298	183.3	15:58:49.631	5	2	2:19.845 P	45.067	46.967	47.811	192.1	15:59:32.232
6	2	1:59.513	46.217	39.919	33.377	188.4	16:00:49.144								
7	2		1:02.000	57.486		106.0									

95	1 Santiago Arribas Palacios	Mini Cooper
O.M.	2 Eduardo Alonso de Pablo	Lurauto KK

Vta	D	Tiempo	Sector 1	Sector 2	Sector 3	V. Max	Transcurrid
1	2	15:47:27.618	15:46:01.099	51.812	34.707	88.8	15:47:27.618
2	2	1:58.340	44.298	40.874	33.168	192.8	15:49:25.958
3	2	1:56.090	44.093	39.142	32.855	193.2	15:51:22.048
4	2	1:55.616	43.831	39.106	32.679	192.1	15:53:17.664
5	2	2:30.899 P	53.572	51.268	46.059	153.4	15:55:48.563
6	2		2:01.047	55.792		68.1	

96	1 Jorge Espinosa Arrizabalaga	Mini Cooper
O.M.	2 Luis M. Garcia Gonzalez	Lurauto KK

Vta	D	Tiempo	Sector 1	Sector 2	Sector 3	V. Max	Transcurrid
1	2	15:47:44.898	15:46:31.107	40.064	33.727	92.8	15:47:44.898
2	2	1:59.276	45.387	40.428	33.461	191.4	15:49:44.174
3	2	1:58.336	45.393	39.597	33.346	183.6	15:51:42.510
4	2	1:58.834	45.420	40.130	33.284	191.4	15:53:41.344
5	2	1:59.648	45.252	40.874	33.522	192.8	15:55:40.992
6	2	2:08.299	49.908	43.044	35.347	188.1	15:57:49.291
7	2	1:58.079	45.160	39.793	33.126	189.1	15:59:47.370
8	2		50.049	47.767		166.9	

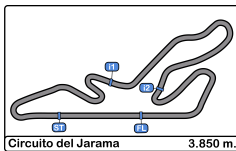
97	1 Ion Villar Erasquin	Mini Cooper
O.M.	2 Iñaki Beguiristain Ugarte	Lurauto KK

Vta	D	Tiempo	Sector 1	Sector 2	Sector 3	V. Max	Transcurrid
1	1	15:49:01.994	15:47:40.280	45.303	36.411	89.0	15:49:01.994
2	1	1:57.624	45.005	39.708	32.911	189.8	15:50:59.618
3	1	1:57.654	45.231	39.574	32.849	191.8	15:52:57.272
4	1	1:56.745	44.523	39.415	32.807	194.2	15:54:54.017
5	1	2:03.992	46.172	42.769	35.051	193.5	15:56:58.009
6	1	1:59.381	45.378	40.499	33.504	191.4	15:58:57.390
7	1	1:57.134	44.785	39.500	32.849	192.1	16:00:54.524
8	1		55.455	57.309		187.5	

98	1 Roberto Alonso Lopez	Mini Cooper
O.M.	2 Iker Lujambio Mintegiuga	Lurauto KK

Vta	D	Tiempo	Sector 1	Sector 2	Sector 3	V. Max	Transcurrid
1	1	15:48:35.559	15:47:18.303	41.929	35.327	87.2	15:48:35.559
2	1	2:01.121	45.272	41.200	34.649	189.4	15:50:36.680
3	1	2:01.768	45.356	40.833	35.579	185.2	15:52:38.448
4	1	1:59.058	44.686	40.155	34.217	191.1	15:54:37.506
5	1	1:59.068	45.132	40.018	33.918	191.1	15:56:36.574
6	1	1:58.762	44.863	40.001	33.898	187.5	15:58:35.336
7	1	1:58.966	45.815	39.913	33.238	186.8	16:00:34.302
8	1		59.268	59.276		133.4	



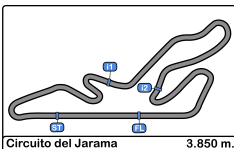


Circuito del Jarama
Campeonato de España de Resistencia y de GT
Entreno Cronometrado Clase 2-3 Piloto 2
Mejores Sectores



Sector - 1				Sector - 2				Sector - 3				Vuelta Ideal vs Mejor Vuelta				
Clas	Nº	Piloto	Tiempo	Nº	Piloto	Tiempo	Nº	Piloto	Tiempo	Clas	Nº	Piloto	Vuelta	Mejor	Clas	
1	21	Mariano Alonso Gentile	40.894	8	Antonio Castillo Navas	35.480	21	Mariano Alonso Gentile	29.843	1	21	Mariano Alonso Gentile	1:46.263	1:46.382	1	
2	11	Laurent Puitgmal	40.906	21	Mariano Alonso Gentile	35.526	8	Antonio Castillo Navas	29.849	2	8	Antonio Castillo Navas	1:46.317	1:46.396	2	
3	26	Antonio Sainero Infante	40.984	26	Antonio Sainero Infante	35.776	11	Laurent Puitgmal	30.013	3	11	Laurent Puitgmal	1:46.726	1:47.214	4	
4	8	Antonio Castillo Navas	40.988	11	Laurent Puitgmal	35.807	26	Antonio Sainero Infante	30.089	4	26	Antonio Sainero Infante	1:46.849	1:47.030	3	
5	31	Antonio Aguado Ortega	41.401	18	Alvaro Rodriguez Sastre	36.205	25	Francisco Perez Sierra	30.215	5	25	Francisco Perez Sierra	1:48.089	1:48.325	7	
6	55	Marc Cejudo Barbolla	41.437	24	Rafael Rodríguez Novillo	36.266	46	Borja Hormigos Nicolas	30.262	6	24	Rafael Rodríguez Novillo	1:48.135	1:48.291	6	
7	25	Francisco Perez Sierra	41.517	25	Francisco Perez Sierra	36.357	24	Rafael Rodríguez Novillo	30.288	7	31	Antonio Aguado Ortega	1:48.274	1:48.290	5	
8	24	Rafael Rodríguez Novillo	41.581	46	Borja Hormigos Nicolas	36.368	33	Bruno Mendez Lopez	30.355	8	46	Borja Hormigos Nicolas	1:48.304	1:48.367	8	
9	33	Bruno Mendez Lopez	41.615	33	Bruno Mendez Lopez	36.379	31	Antonio Aguado Ortega	30.378	9	33	Bruno Mendez Lopez	1:48.349	1:48.492	9	
10	46	Borja Hormigos Nicolas	41.674	31	Antonio Aguado Ortega	36.495	27	Antonio A. Garcia Delicado	30.446	10	55	Marc Cejudo Barbolla	1:48.565	1:48.953	11	
11	34	Iñigo Moreno de Cala Correas	41.733	34	Iñigo Moreno de Cala Correas	36.540	55	Marc Cejudo Barbolla	30.546	11	18	Alvaro Rodriguez Sastre	1:48.588	1:48.631	10	
12	18	Alvaro Rodriguez Sastre	41.778	14	Henk Van Zoest	36.550	34	Iñigo Moreno de Cala Correas	30.595	12	34	Iñigo Moreno de Cala Correas	1:48.868	1:48.975	12	
13	14	Henk Van Zoest	41.850	55	Marc Cejudo Barbolla	36.582	14	Henk Van Zoest	30.602	13	14	Henk Van Zoest	1:49.002	1:49.439	14	
14	27	Antonio A. Garcia Delicado	41.853	43	Ivan Hernandez Gonzal	36.802	18	Alvaro Rodriguez Sastre	30.605	14	27	Antonio A. Garcia Delicado	1:49.163	1:49.304	13	
15	43	Ivan Hernandez Gonzal	42.252	27	Antonio A. Garcia Delicado	36.864	43	Ivan Hernandez Gonzal	30.747	15	43	Ivan Hernandez Gonzal	1:49.801	1:49.801	15	
16	20	Victor Fernandez Gil	42.446	86	Vicente Gabriel Vallés Piera	37.257	86	Vicente Gabriel Vallés Piera	30.927	16	86	Vicente Gabriel Vallés Piera	1:50.911	1:51.288	17	
17	86	Vicente Gabriel Vallés Piera	42.727	37	Israel de Ana Morales	37.348	37	Israel de Ana Morales	30.937	17	37	Israel de Ana Morales	1:51.111	1:51.216	16	
18	4	Edouard Atkatlian	42.745	4	Edouard Atkatlian	37.482	20	Victor Fernandez Gil	31.314	18	20	Victor Fernandez Gil	1:51.451	1:52.226	19	
19	37	Israel de Ana Morales	42.826	20	Victor Fernandez Gil	37.691	4	Edouard Atkatlian	31.478	19	4	Edouard Atkatlian	1:51.705	1:51.982	18	
20	12	Juan Campos Toimil	43.286	12	Juan Campos Toimil	38.418	12	Juan Campos Toimil	32.111	20	12	Juan Campos Toimil	1:53.815	1:53.848	20	
21	95	Eduardo Alonso de Pablo	43.831	95	Eduardo Alonso de Pablo	39.106	85	José Antonio Chicoy Madrona	32.506	21	95	Eduardo Alonso de Pablo	1:55.616	1:55.616	21	
22	89	Rubén Sabater Saura	44.177	80	Juan de Dios Gomez Jimenez	39.171	95	Eduardo Alonso de Pablo	32.679	22	80	Juan de Dios Gomez Jimenez	1:56.184	1:56.665	24	
23	80	Juan de Dios Gomez Jimenez	44.258	99	Manolo Escribano	39.268	89	Rubén Sabater Saura	32.681	23	89	Rubén Sabater Saura	1:56.468	1:56.512	22	
24	85	José Antonio Chicoy Madrona	44.421	97	Ion Villar Erausquin	39.415	99	Manolo Escribano	32.734	24	85	José Antonio Chicoy Madrona	1:56.473	1:56.615	23	
25	97	Ion Villar Erausquin	44.523	85	José Antonio Chicoy Madrona	39.546	80	Juan de Dios Gomez Jimenez	32.755	25	99	Manolo Escribano	1:56.708	1:56.708	25	
26	87	Angel Lafuente Lopez	44.639	96	Luis M. García Gonzalez	39.597	97	Ion Villar Erausquin	32.807	26	97	Ion Villar Erausquin	1:56.745	1:56.745	26	
27	98	Roberto Alonso Lopez	44.686	89	Rubén Sabater Saura	39.610	87	Angel Lafuente Lopez	32.981	27	87	Angel Lafuente Lopez	1:57.387	1:57.411	27	
28	81	Miguel Grande Garcia	44.687	91	Hector Ares Torron	39.684	94	Carlos de Miguel Egea	33.070	28	92	Juan Colin Camacho	1:57.625	1:57.780	28	
29	99	Manolo Escribano	44.706	92	Juan Colin Camacho	39.750	81	Miguel Grande Garcia	33.106	29	98	Roberto Alonso Lopez	1:57.837	1:58.762	33	
30	92	Juan Colin Camacho	44.741	87	Angel Lafuente Lopez	39.767	96	Luis M. García Gonzalez	33.126	30	96	Luis M. García Gonzalez	1:57.883	1:58.079	30	





Circuito del Jarama

Campeonato de España de Resistencia y de GT

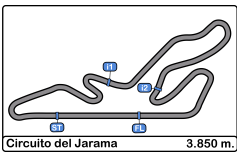
Entreno Cronometrado Clase 2-3 Piloto 2

Mejores Sectores



Sector - 1				Sector - 2				Sector - 3				Vuelta Ideal vs Mejor Vuelta					
Clas	Nº	Piloto	Tiempo	Nº	Piloto	Tiempo	Nº	Piloto	Tiempo	Clas	Nº	Piloto	Vuelta	Mejor	Clas		
31	82	Marcelo Torres Guasch	44.877	94	Carlos de Miguel Egea	39.856	92	Juan Colin Camacho	33.134	31	81	Miguel Grande Garcia	1:57.952	1:58.031	29		
32	93	Mario Herraiz Lopez	45.105	98	Roberto Alonso Lopez	39.913	98	Roberto Alonso Lopez	33.238	32	94	Carlos de Miguel Egea	1:58.047	1:58.559	32		
33	94	Carlos de Miguel Egea	45.121	82	Marcelo Torres Guasch	40.129	82	Marcelo Torres Guasch	33.305	33	82	Marcelo Torres Guasch	1:58.311	1:58.526	31		
34	96	Luis M. García Gonzalez	45.160	81	Miguel Grande Garcia	40.159	93	Mario Herraiz Lopez	33.441	34	93	Mario Herraiz Lopez	1:58.808	1:59.837	34		
35	90	José E. Ruiz Pérez	45.537	93	Mario Herraiz Lopez	40.262	90	José E. Ruiz Pérez	33.930	35	91	Hector Ares Torron	1:59.824	2:01.643	36		
36	91	Hector Ares Torron	46.007	90	José E. Ruiz Pérez	40.394	91	Hector Ares Torron	34.133	36	90	José E. Ruiz Pérez	1:59.861	1:59.962	35		



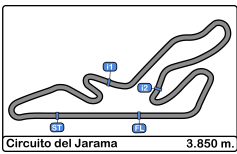


Circuito del Jarama
Campeonato de España de Resistencia y de GT
Entreno Cronometrado Clase 2-3 Piloto 2
5 Mejores Tiempos



Cl	Nº	Equipo	Nac	Piloto 1	Nac	Piloto 2	Nac	Vehículo	Cat	Cl	Mejor 1		Mejor 2		Mejor 3		Mejor 4		Mejor 5				
											Tiempo	Vta	Tiempo	Vta	Tiempo	Vta	Tiempo	Vta	Tiempo	Vta			
1	21	Chefo Sport		Gabriel Alonso Savarino	ESP	JF		Mariano Alonso Gentile	ESP		Peugeot RCZ	D3	1	1:46.382	4	1:46.985	3	1:47.083	2	2:00.732	6	2:01.751	5
2	8	VSR Motorsport		Ivan Velasco Sanchez	ESP			Antonio Castillo Navas	ESP	JF	Peugeot RCZ	D3	2	1:46.396	3	1:46.482	4	1:46.811	5	1:46.883	6	1:47.527	8
3	26	E2P Esc. Española Pilotos		Antonio Sainero Infante	ESP	Jr.		Alvaro Bajo Robles	ESP	Jr.	Peugeot RCZ	D3	3	1:47.030	3	1:47.513	2	1:48.009	6	1:49.029	5	1:49.932	7
4	11	Chefo Sport		Laurent Puitgmal	FRA						Peugeot RCZ	D3	4	1:47.214	7	1:47.227	3	1:47.295	4	1:48.568	2	2:04.876	5
5	31	VSR Motorsport		Javier Aguado Ortega	ESP	Jr.		Antonio Aguado Ortega	ESP	Jr.	Renault Clio Cup IV	D4	1	1:48.290	4	1:48.687	3	1:52.526	5	1:54.372	2		
6	24	SMC Junior Motorsport		Rafael Rodríguez Novillo	ESP	JF		José Antonio Rueda	ESP	JF	Renault Clio Cup IV	D4	2	1:48.291	5	1:48.347	3	1:48.369	6	1:49.685	2	2:24.597	4
7	25	Ultima Vuelta		Francisco Perez Sierra	ESP						Peugeot 207 PROTO	D4	3	1:48.325	2	1:48.437	4	1:49.178	5	1:49.738	6	1:49.968	7
8	46	Ultima Vuelta		Hector Hernández Benito	ESP			Borja Hormigos Nicolas	ESP		Mini Challenge	D5	1	1:48.367	4	1:49.863	2	1:50.759	3	1:52.220	6	1:54.743	5
9	33	Chefo Sport		Angel Santos Valle	ESP			Bruno Mendez Lopez	ESP		Renault Clio Cup IV	D4	4	1:48.492	2	1:48.951	3	1:49.726	6	1:56.649	4	2:11.988	7
10	18	CD Plemar Sport		José Luis López Valdivielso	ESP	JF		Alvaro Rodriguez Sastre	ESP		Renault Clio Cup IV	D4	5	1:48.631	4	1:48.886	3	1:48.996	5	1:49.316	2	2:10.915	6
11	55	Motor Club Sabadell		Jose Luis Cejudo Vicente	ESP			Marc Cejudo Barbolla	ESP	Jr.	Renault Clio Cup IV	D4	6	1:48.953	3	1:49.502	4	1:54.332	5	1:55.134	2		
12	34	SMC Junior Motorsport		Iñigo Moreno de Cala Correas	ESP						Renault Clio Cup IV	D4	7	1:48.975	5	1:49.503	7	1:49.846	2	1:50.014	3	1:51.679	4
13	27	SMC Junior Motorsport		Moisés Ruiz Medina	ESP			Antonio A. Garcia Delicado	ESP		Peugeot RCZ	D3	5	1:49.304	4	1:50.582	2	1:50.687	3	2:03.842	6	2:40.146	5
14	14	Skualo Competición		Henk Van Zoest	ESP	JF					Renault Clio Cup IV	D4	8	1:49.439	8	1:49.480	4	1:49.595	3	1:49.636	5	1:50.842	7
15	43	Chefo Sport		Ivan Hernandez Gonzalo	ESP	Jr.					Renault Clio Cup IV	D4	9	1:49.801	6	1:52.073	3	1:53.058	4	1:53.580	5	2:04.902	2
16	37	Israel de Ana Morales		Israel de Ana Morales	ESP						Peugeot 207	D5	2	1:51.216	4	1:51.504	3	1:51.676	5	1:53.381	2	2:45.619	6
17	86	Desguaces La Torre		Vicente Gabriel Vallés Píera	ESP	JF					Ford Fiesta 1.6	D5	3	1:51.288	4	1:51.901	2	1:52.298	3				
18	4	Henri Pelféguie		Henri Pelféguie	FRA	JF		Edouard Atkalian	FRA	JF	Renault Spider	D5	4	1:51.982	8	1:52.465	6	1:52.673	2	1:52.864	4	1:53.598	3
19	20	RC2 Junior Team		Victor Fernandez Gil	ESP			Felipe Fernandez Gil	ESP		Renault Clio Cup IV	D4	10	1:52.226	4	1:52.463	7	1:52.941	6	1:53.129	3	1:53.481	5
20	12	Peña Autocross Arteixo		Juan Campos Toimil	ESP						Renault Clio Cup III	D5	5	1:53.848	4	1:55.104	6	1:55.225	2	1:56.800	3	2:14.577	5
21	95	Lurauto KK		Santiago Arribas Palacios	ESP			Eduardo Alonso de Pablo	ESP		Mini Cooper	O.M.	1	1:55.616	4	1:56.090	3	1:58.340	2	2:30.899	5		
22	89	Desguaces La Torre		Rubén Sabater Saura	ESP						Ford Fiesta ST Line	O.M.	2	1:56.512	5	1:56.793	3	1:59.554	2	2:00.120	4	2:09.208	6
23	85	Desguaces La Torre		José Antonio Chicoy Madrona	ESP						Ford Fiesta ST Line	O.M.	3	1:56.615	4	1:56.820	3	1:56.855	2	1:56.958	5	1:56.970	6
24	80	CD Plemar Sport		Juan de Dios Gomez Jimenez	ESP						Mini Cooper	O.M.	4	1:56.665	3	1:57.285	4	1:57.720	2	2:05.773	5		
25	99	CD Plemar Sport		Manolo Escribano	ESP	JF					Mini Cooper	O.M.	5	1:56.708	3	1:58.003	2	2:00.964	4	2:19.845	5		
26	97	Lurauto KK		Ion Villar Erasquin	ESP			Iñaki Beguiristain Ugarte	ESP		Mini Cooper	O.M.	6	1:56.745	4	1:57.134	7	1:57.624	2	1:57.654	3	1:59.381	6
27	87	Desguaces La Torre		Angel Lafuente Lopez	ESP						Ford Fiesta ST Line	O.M.	7	1:57.411	2	2:11.503	3						
28	92	Lurauto KK		Juan Colin Camacho	ESP	JF		Juan I. Eguiera Susaeta	ESP	JF	Mini Cooper	O.M.	8	1:57.780	5	1:58.235	3	1:58.663	7	1:58.838	2	1:58.929	4
29	81	Extremadura Rally Team		Miguel Grande Garcia	ESP	Jr.					Ford Fiesta ST Line	O.M.	9	1:58.031	4	1:58.323	6	1:58.632	7	1:58.903	5	1:59.239	2
30	96	Lurauto KK		Jorge Espinosa Arrizabalaga	ESP	JF		Luis M. Garcia Gonzalez	ESP		Mini Cooper	O.M.	10	1:58.079	7	1:58.336	3	1:58.834	4	1:59.276	2	1:59.648	5
31	82	Motor Club S.R. Pitius		Marcelo Torres Guasch	ESP			Sergio Torres Porras	ESP	Jr.	Ford Fiesta ST Line	O.M.	11	1:58.526	3	1:58.779	8	1:59.037	4	1:59.124	5	1:59.317	6
32	94	Lurauto KK		Fernando Gomez Blanco	ESP	JF		Carlos de Miguel Egea	ESP	JF	Mini Cooper	O.M.	12	1:58.559	2	1:58.912	5	1:59.324	4	1:59.513	6	2:00.005	3
33	98	Lurauto KK		Roberto Alonso Lopez	ESP			Iker Lujambio Minteguiaaga	ESP		Mini Cooper	O.M.	13	1:58.762	6	1:58.966	7	1:59.058	4	1:59.068	5	2:01.121	2
34	93	Lurauto KK		Alberto Canovas Gil	ESP			Mario Herraiz Lopez	ESP		Mini Cooper	O.M.	14	1:59.837	7	2:00.404	6	2:00.739	5	2:01.747	3	2:02.724	2
35	90	Lurauto KK		Rafael Cid Mouteira	ESP			José E. Ruiz Pérez	ESP		Mini Cooper	O.M.	15	1:59.962	6	2:01.370	3	2:02.185	4	2:02.988	2	2:03.545	7
36	91	Lurauto KK		José Manuel Alonso Prieto	ESP	JF		Hector Ares Torron	ESP		Mini Cooper	O.M.	16	2:01.643	5	2:01.962	3	2:03.045	4	2:04.653	2	2:06.553	7



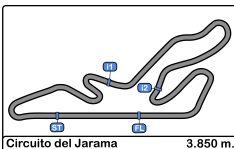


Circuito del Jarama
Campeonato de España de Resistencia y de GT
Entreno Cronometrado Clase 2-3 Piloto 2
5 Mejores Velocidades



Cl	Nº	Equipo	Nac	Piloto 1	Nac	Piloto 2	Nac	Vehiculo	Cat	Cl	Max 1		Max 2		Max 3		Max 4		Max 5		Med			
											Km/h	Vta	Km/h	Vta	Km/h	Vta	Km/h	Vta	Km/h	Vta				
1	26	E2P Esc. Española Pilotos		Antonio Sainero Infante	ESP	Jr.		Alvaro Bajo Robles	ESP	Jr.	Peugeot RCZ	D3	1	214.7	5	210.9	7	208.0	8	207.2	6	203.0	2	208.8
2	8	VSR Motorsport		Ivan Velasco Sanchez	ESP			Antonio Castillo Navas	ESP	JF	Peugeot RCZ	D3	2	214.2	4	212.1	6	211.7	3	210.5	8	208.4	5	211.4
3	11	Chefo Sport		Laurent Puitgmal	FRA						Peugeot RCZ	D3	3	212.1	4	211.3	3	207.6	7	205.7	2	194.9	5	206.3
4	25	Ultima Vuelta		Francisco Perez Sierra	ESP						Peugeot 207 PROTO	D4	1	210.5	6	208.4	5	206.8	4	205.7	2	205.3	3	207.3
5	21	Chefo Sport		Gabriel Alonso Savarino	ESP	JF		Mariano Alonso Gentile	ESP		Peugeot RCZ	D3	4	210.1	4	208.8	3	208.8	6	206.8	2	206.5	8	208.2
6	46	Ultima Vuelta		Hector Hernández Benito	ESP			Borja Hormigos Nicolas	ESP		Mini Challenge	D5	1	209.7	6	208.8	4	208.0	7	203.7	2	203.7	3	206.8
7	34	SMC Junior Motorsport		Iñigo Moreno de Cala Correas	ESP						Renault Clio Cup IV	D4	2	208.0	5	207.6	6	206.5	4	204.5	2	201.4	3	205.6
8	37	Israel de Ana Morales		Israel de Ana Morales	ESP						Peugeot 207	D5	2	208.0	3	205.7	5	204.9	4	202.6	6	200.3	2	204.3
9	55	Motor Club Sabadell		Jose Luis Cejudo Vicente	ESP			Marc Cejudo Barbolla	ESP	Jr.	Renault Clio Cup IV	D4	3	208.0	5	205.7	3	205.7	4	204.1	6	181.8	2	201.0
10	14	Skualo Competición		Henk Van Zoest	ESP	JF					Renault Clio Cup IV	D4	4	207.6	3	207.6	5	206.5	4	206.1	6	206.1	8	206.8
11	43	Chefo Sport		Ivan Hernandez Gonzalo	ESP	Jr.					Renault Clio Cup IV	D4	5	207.6	4	205.3	5	204.1	6	203.3	3	200.7	2	204.2
12	33	Chefo Sport		Angel Santos Valle	ESP			Bruno Mendez Lopez	ESP		Renault Clio Cup IV	D4	6	206.8	4	206.1	3	204.1	2	203.3	6	188.1	7	201.7
13	27	SMC Junior Motorsport		Moisés Ruiz Medina	ESP			Antonio A. Garcia Delicado	ESP		Peugeot RCZ	D3	5	206.1	3	205.7	2	201.1	7	199.2	4	194.5	5	201.3
14	86	Desguaces La Torre		Vicente Gabriel Vallés Piera	ESP	JF					Ford Fiesta 1.6	D5	3	206.1	2	206.1	4	204.9	3	201.1	5	83.6	1	180.3
15	24	SMC Junior Motorsport		Rafael Rodríguez Novillo	ESP	JF		José Antonio Rueda	ESP	JF	Renault Clio Cup IV	D4	7	204.5	5	203.0	3	201.8	2	194.9	6	185.5	4	197.9
16	31	VSR Motorsport		Javier Aguado Ortega	ESP	Jr.		Antonio Aguado Ortega	ESP	Jr.	Renault Clio Cup IV	D4	8	204.5	4	204.5	5	204.1	3	203.7	6	183.9	2	200.2
17	18	CD Plemar Sport		José Luis López Valdivielso	ESP	JF		Alvaro Rodríguez Sastre	ESP		Renault Clio Cup IV	D4	9	203.3	3	203.3	6	203.3	7	203.0	5	202.6	4	203.1
18	20	RC2 Junior Team		Victor Fernandez Gil	ESP			Felipe Fernandez Gil	ESP		Renault Clio Cup IV	D4	10	200.3	7	200.0	5	199.2	3	199.2	4	197.0	6	199.1
19	97	Lurauto KK		Ion Villar Erausquin	ESP			Iñaki Beguiristain Ugarte	ESP		Mini Cooper	O.M.	1	194.2	4	193.5	5	192.1	7	191.8	3	191.4	6	192.6
20	12	Peña Autocross Arteixo		Juan Campos Toimil	ESP						Renault Clio Cup III	D5	4	193.8	3	192.8	4	192.8	6	190.8	7	185.2	2	191.1
21	95	Lurauto KK		Santiago Arribas Palacios	ESP			Eduardo Alonso de Pablo	ESP		Mini Cooper	O.M.	2	193.2	3	192.8	2	192.1	4	153.4	5	88.8	1	164.0
22	4	Henri Pelfiefigue		Henri Pelfiefigue	FRA	JF		Edouard Atkathian	FRA	JF	Renault Spider	D5	5	192.8	8	192.1	5	190.1	6	190.1	7	189.8	3	191.0
23	80	CD Plemar Sport		Juan de Dios Gomez Jimenez	ESP						Mini Cooper	O.M.	3	192.8	2	192.8	4	192.1	3	189.1	5	94.7	1	172.3
24	96	Lurauto KK		Jorge Espinosa Arrizabalaga	ESP	JF		Luis M. Garcia Gonzalez	ESP		Mini Cooper	O.M.	4	192.8	5	191.4	2	191.4	4	189.1	7	188.1	6	190.6
25	92	Lurauto KK		Juan Colin Camacho	ESP	JF		Juan I. Eguiara Susaeta	ESP	JF	Mini Cooper	O.M.	5	192.1	5	191.8	6	190.8	3	190.1	2	188.4	7	190.6
26	99	CD Plemar Sport		Manolo Escribano	ESP	JF					Mini Cooper	O.M.	6	192.1	5	188.4	3	188.1	2	188.1	4	95.1	1	170.4
27	90	Lurauto KK		Rafael Cid Mouteira	ESP			José E. Ruiz Pérez	ESP		Mini Cooper	O.M.	7	191.1	4	190.8	2	190.8	3	190.8	6	190.1	7	190.7
28	98	Lurauto KK		Roberto Alonso Lopez	ESP			Iker Lujambio Mintegiuga	ESP		Mini Cooper	O.M.	8	191.1	4	191.1	5	189.4	2	187.5	6	186.8	7	189.2
29	93	Lurauto KK		Alberto Canovas Gil	ESP			Mario Herraiz Lopez	ESP		Mini Cooper	O.M.	9	189.1	6	188.1	4	186.5	7	183.9	8	183.0	5	186.1
30	94	Lurauto KK		Fernando Gomez Blanco	ESP	JF		Carlos de Miquel Egea	ESP	JF	Mini Cooper	O.M.	10	188.4	6	188.1	3	187.5	4	186.8	2	183.3	5	186.8
31	91	Lurauto KK		José Manuel Alonso Prieto	ESP	JF		Hector Ares Torron	ESP		Mini Cooper	O.M.	11	188.1	6	186.8	2	184.9	4	183.0	5	181.2	3	184.8
32	85	Desguaces La Torre		José Antonio Chicoy Madrona	ESP						Ford Fiesta ST Line	O.M.	12	185.2	5	184.6	2	184.6	3	184.6	6	183.6	4	184.5
33	89	Desguaces La Torre		Rubén Sabater Saura	ESP						Ford Fiesta ST Line	O.M.	13	184.6	5	183.9	3	183.9	4	183.0	6	182.7	2	183.6
34	81	Extremadura Rally Team		Miguel Grande Garcia	ESP	Jr.					Ford Fiesta ST Line	O.M.	14	184.3	3	182.4	5	182.1	6	181.8	4	180.3	2	182.1
35	82	Motor Club S.R. Pitius		Marcelo Torres Guasch	ESP			Sergio Torres Porras	ESP	Jr.	Ford Fiesta ST Line	O.M.	15	184.3	4	184.3	6	183.9	3	183.3	5	182.4	2	183.6
36	87	Desguaces La Torre		Angel Lafuente Lopez	ESP						Ford Fiesta ST Line	O.M.	16	183.6	2	183.3	3	94.4	1					153.8





Circuito del Jarama

Campeonato de España de Resistencia y de GT

Entreno Cronometrado Clase 2-3 Piloto 2

Secuencia Vueltas Rápidas

GT-CER
CAMPEONATO DE ESPAÑA RESISTENCIA

Vta	Hora Día	Tiempo Sesión	Nº	Equipo	Nac	Piloto 1	Nac	Piloto 2	Nac	Vehículo	Cat	Tiempo	Km/h	
2	17:49:10.286	2:04:09.286	21	Chefo Sport		Gabriel Alonso Savarino	ESP	JF	<u>Mariano Alonso</u>	ESP	Peugeot RCZ	D3	1:47.083	129.4
3	17:50:57.271	2:05:56.271	21	Chefo Sport		Gabriel Alonso Savarino	ESP	JF	<u>Mariano Alonso</u>	ESP	Peugeot RCZ	D3	1:46.985	129.5
3	17:52:28.797	2:07:27.797	8	VSR Motorsport		Ivan Velasco Sanchez	ESP		<u>Antonio Castillo Navas</u>	ESP	Peugeot RCZ	D3	1:46.396	130.2
4	17:52:43.653	2:07:42.653	21	Chefo Sport		Gabriel Alonso Savarino	ESP	JF	<u>Mariano Alonso</u>	ESP	Peugeot RCZ	D3	1:46.382	130.2

V-LINE ORG.

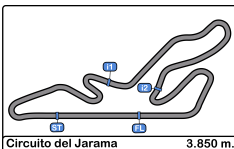
COCA
cronococa.com

RACING WEEKEND

Jarama RACE

Real Federación Española de Automovilismo

CSD
Consejo Superior de Deportes



Circuito del Jarama

Campeonato de España de Resistencia y de GT

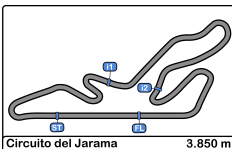
Entreno Cronometrado Clase 2-3 Piloto 2

Mejor Maxima Velocidad del Evento



Nº	Equipo	Nac	Piloto 1	Nac	Piloto 2	Nac	Vehiculo	Cat	Km/h	Sesión
102	Willi Motorsport		David Serban	ROU	Jr.		Audi R8 GT4	C3	250.0	Entrenamientos Libres - 3
115	Pcr Sport		Josep Mayola Comadira	ESP	JF	Francesc Gutiérrez Agúí	Ferrari 458	C1	248.8	Entrenamientos Libres - Clase 1-GT
126	NM Racing Team		Albert Estragues Valencia	ESP	Jr.	Ignacio Cabezas Ruiz	Transam Euro	C2	245.4	Entrenamientos Libres - 3
108	E2P Esc. Española Pilotos		Kosta Kanaroglou	GRC			Mosler MT900	C1	242.6	Entrenamientos Libres - 3
101	Philippe Gruau		Philippe Gruau	FRA	JF		Vortex V8	C1	237.3	Entrenamientos Libres - 3
178	R. A. C Circuito Guadalope		Luis López Anós	ESP	JF	Alvaro Rodriguez Sastre	Porsche 911 991 GT3 Cup	C2	235.8	Entrenamientos Libres - 3
16	Tecnicars Racing Team		Evgeni Leonov	ESP		Mikel Azcona Troyas	CUPRA TCR DSG	TCR	234.2	Entrenamientos Libres - Clase 1-GT
2	SMC Junior Motorsport		Gonzalo Martin de Andres	ESP		Enrique Hernando Alonso	Peugeot 308 TCR	TCR	232.7	Entrenamientos Libres - Clase 1-GT
15	Monlau Competición		Alba Cano Ramirez	ESP	Da		CUPRA TCR DSG	TCR	232.2	Entrenamientos Libres - Clase 1-GT
111	Escuderia Lagun Artea		Pablo Yeregui Ybarra	ESP		Daniel Carretero Ortega	Ginetta G55 GT4	C3	231.7	Entrenamientos Libres - Clase 1-GT
17	RC2 Junior Team		Raul Martínez Bedmar	ESP		Ruben Martinez Bedmar	CUPRA TCR	TCR	231.7	Entrenamientos Libres - Clase 1-GT
7	Monlau Competición		Gianluigi Vicinanza	ITA	JF	Álex Cosin Camps	CUPRA TCR	TCR	230.7	Entrenamientos Libres - Clase 1-GT
77	Baporo Motorsport		Alberto Vescovi	ITA	JF	Roberto Ferri	CUPRA TCR	TCR	230.2	Entrenamientos Libres - Clase 1-GT
188	NM Racing Team		Maxime Guillemat	ESP	Jr.	Jesús A. De Martin Muñoz	Ginetta G55 GT4	C3	230.2	Entrenamientos Libres - Clase 1-GT
23	RC2 Junior Team		Didac Ros Fernandez	ESP	Jr.	José Luís García Molina	CUPRA TCR DSG	TCR	229.7	Entrenamientos Libres - 3
36	Pcr Sport		Guillermo Aso Arjol	ESP		Álvaro Fontes Blanco	CUPRA TCR DSG	TCR	229.2	Entrenamientos Libres - 3
13	Baporo Motorsport		Amalia Vinyes Dabad	AND	Da		CUPRA TCR DSG	TCR	228.8	Entrenamientos Libres - Clase 1-GT
66	Julio Carayol Casas		Julio Carayol Casas	ESP			CUPRA TCR	TCR	227.8	Entrenamientos Libres - Clase 1-GT
110	Miguel Fernandez Yuste		Miguel Fernandez Yuste	ESP		José Martinez Bueno	KTM X-Bow	C2	226.8	Entrenamientos Libres - Clase 1-GT
71	Chefo Sport		Luis F. Pérez Espallargas	ESP		Nicolas Abella	Peugeot 308 Racing Cup.	D2	223.6	Entrenamientos Libres - Clase 1-GT
134	Emmanuel Righi		Emmanuel Righi	CHE		Olivier Gomez	Maserati Trofeo MC GT4	C3	221.3	Entrenamientos Libres - 3
8	VSR Motorsport		Ivan Velasco Sanchez	ESP		Antonio Castillo Navas	Peugeot RCZ	D3	217.7	Entrenamientos Libres - Clase 2-3
26	E2P Esc. Española Pilotos		Antonio Sainero Infante	ESP	Jr.	Alvaro Bajo Robles	Peugeot RCZ	D3	217.7	Entrenamientos Libres - 2
11	Chefo Sport		Laurent Puitgmal	FRA			Peugeot RCZ	D3	216.0	Entreno Cronometrado Clase 2-3 Piloto
72	Alexander Villanueva Ruiz		Alexander Villanueva Ruiz	ESP	JF	Alexander Villanueva Brox	CUPRA TCR DSG	TCR	215.1	Entrenamientos Libres - Clase 1-GT
21	Chefo Sport		Gabriel Alonso Savarino	ESP	JF	Mariano Alonso Gentile	Peugeot RCZ	D3	212.5	Entrenamientos Libres - Clase 2-3
33	Chefo Sport		Angel Santos Valle	ESP		Bruno Mendez Lopez	Renault Clio Cup IV	D4	211.7	Entrenamientos Libres - Clase 2-3
25	Ultima Vuelta		Francisco Perez Sierra	ESP			Peugeot 207 PROTO	D4	211.7	Entrenamientos Libres - Clase 2-3
64	Chefo Abella		Pierre Arraou	FRA	JF	Samuel Pineda Sanchez	Peugeot 308 Racing Cup.	D2	210.9	Entrenamientos Libres - Clase 1-GT
46	Ultima Vuelta		Hector Hernández Benito	ESP		Borja Hormigos Nicolas	Mini Challenge	D5	210.1	Entrenamientos Libres - Clase 2-3



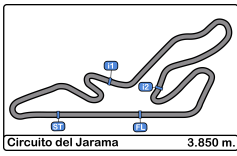


Circuito del Jarama
Campeonato de España de Resistencia y de GT
Entreno Cronometrado Clase 2-3 Piloto 2
Mejor Maxima Velocidad del Evento



Nº	Equipo	Nac	Piloto 1	Nac	Piloto 2	Nac	Vehiculo	Cat	Km/h	Sesión
37	Israel de Ana Morales		Israel de Ana Morales	ESP			Peugeot 207	D5	210.1	Entreno Cronometrado Clase 2-3 Piloto
31	VSR Motorsport		Javier Aguado Ortega	ESP	Jr.	Antonio Aguado Ortega	Renault Clio Cup IV	D4	208.4	Entreno Cronometrado Clase 2-3 Piloto
34	SMC Junior Motorsport		Iñigo Moreno de Cala	ESP			Renault Clio Cup IV	D4	208.0	Entreno Cronometrado Clase 2-3 Piloto
55	Motor Club Sabadell		Jose Luis Cejudo Vicente	ESP		Marc Cejudo Barbolla	Renault Clio Cup IV	D4	208.0	Entreno Cronometrado Clase 2-3 Piloto
27	SMC Junior Motorsport		Moisés Ruiz Medina	ESP		Antonio A. Garcia Delicado	Peugeot RCZ	D3	207.6	Entrenamientos Libres - Clase 2-3
14	Skualo Competición		Henk Van Zoest	ESP	JF		Renault Clio Cup IV	D4	207.6	Entreno Cronometrado Clase 2-3 Piloto
43	Chefo Sport		Ivan Hernandez Gonzalo	ESP	Jr.		Renault Clio Cup IV	D4	207.6	Entreno Cronometrado Clase 2-3 Piloto
24	SMC Junior Motorsport		Rafael Rodríguez Novillo	ESP	JF	José Antonio Rueda	Renault Clio Cup IV	D4	206.5	Entreno Cronometrado Clase 2-3 Piloto
35	RC2 Junior Team		Eduardo Lázaro Bercedo	ESP	JF		Seat Leon Supercopa MK2	D2	206.1	Entrenamientos Libres - 3
86	Desguaces La Torre		Vicente Gabriel Vallés	ESP	JF		Ford Fiesta 1.6	D5	206.1	Entreno Cronometrado Clase 2-3 Piloto
4	Henri Pellefigue		Henri Pellefigue	FRA	JF	Edouard Atkalian	Renault Spider	D5	205.7	Entrenamientos Libres - Clase 2-3
18	CD Plemar Sport		José Luis López	ESP	JF	Alvaro Rodriguez Sastre	Renault Clio Cup IV	D4	204.9	Entreno Cronometrado Clase 2-3 Piloto
20	RC2 Junior Team		Victor Fernandez Gil	ESP		Felipe Fernandez Gil	Renault Clio Cup IV	D4	203.7	Entrenamientos Libres - 2
98	Lurauto KK		Roberto Alonso Lopez	ESP		Iker Lujambio Mintegiuga	Mini Cooper	O.M.	197.4	Entrenamientos Libres - Clase 2-3
97	Lurauto KK		Ion Villar Erasquin	ESP		Iñaki Beguiristain Ugarte	Mini Cooper	O.M.	197.4	Entrenamientos Libres - Clase 2-3
95	Lurauto KK		Santiago Arribas Palacios	ESP		Eduardo Alonso de Pablo	Mini Cooper	O.M.	196.7	Entrenamientos Libres - Clase 2-3
80	CD Plemar Sport		Juan de Dios Gomez	ESP			Mini Cooper	O.M.	196.3	Entrenamientos Libres - 2
90	Lurauto KK		Rafael Cid Mouteira	ESP		José E. Ruiz Pérez	Mini Cooper	O.M.	193.8	Entrenamientos Libres - Clase 2-3
12	Peña Autocross Arteixo		Juan Campos Toimil	ESP			Renault Clio Cup III	D5	193.8	Entreno Cronometrado Clase 2-3 Piloto
91	Lurauto KK		José Manuel Alonso Prieto	ESP	JF	Hector Ares Torron	Mini Cooper	O.M.	193.5	Entrenamientos Libres - Clase 2-3
94	Lurauto KK		Fernando Gomez Blanco	ESP	JF	Carlos de Miguel Egea	Mini Cooper	O.M.	193.2	Entrenamientos Libres - Clase 2-3
96	Lurauto KK		Jorge Espinosa	ESP	JF	Luis M. Garcia Gonzalez	Mini Cooper	O.M.	192.8	Entrenamientos Libres - Clase 2-3
93	Lurauto KK		Alberto Canovas Gil	ESP		Mario Herraiz Lopez	Mini Cooper	O.M.	192.5	Entrenamientos Libres - Clase 2-3
92	Lurauto KK		Juan Colin Camacho	ESP	JF	Juan I. Eguira Susaeta	Mini Cooper	O.M.	192.1	Entrenamientos Libres - 2
99	CD Plemar Sport		Manolo Escribano	ESP	JF		Mini Cooper	O.M.	192.1	Entreno Cronometrado Clase 2-3 Piloto
85	Desguaces La Torre		José Antonio Chicoy	ESP			Ford Fiesta ST Line	O.M.	189.1	Entrenamientos Libres - 2
87	Desguaces La Torre		Angel Lafuente Lopez	ESP			Ford Fiesta ST Line	O.M.	187.5	Entrenamientos Libres - Clase 2-3
89	Desguaces La Torre		Rubén Sabater Saura	ESP			Ford Fiesta ST Line	O.M.	185.8	Entrenamientos Libres - 2
81	Extremadura Rally Team		Miguel Grande Garcia	ESP	Jr.		Ford Fiesta ST Line	O.M.	185.8	Entrenamientos Libres - 2
82	Motor Club S.R. Pitius		Marcelo Torres Guasch	ESP		Sergio Torres Porras	Ford Fiesta ST Line	O.M.	184.9	Entrenamientos Libres - Clase 2-3





Circuito del Jarama
Campeonato de España de Resistencia y de GT
Entreno Cronometrado Clase 2-3 Piloto 2
Tiempos Parada en Pit



11

Laurent Puitgmal

D3

Chefo Sport

Peugeot RCZ

Nr.	Hora Entrada	Tiempo Entrada	Tiempo Salida	Tiempo Box	Total Box	Handicap	Penalización
1	15:55:08.596	15:55:08.596	15:56:22.917	1:14.321	1:14.321		

95

Santiago Arribas Palacios

O.M.

Lurauto KK

Eduardo Alonso de Pablo

Mini Cooper

Nr.	Hora Entrada	Tiempo Entrada	Tiempo Salida	Tiempo Box	Total Box	Handicap	Penalización
1	15:55:48.563	15:55:48.563	15:56:55.214	1:06.651	1:06.651		